



# PHILTRUST BANK PHILIPPINE TRUST COMPANY

PHILTRUST BANK BUILDING  
UNITED NATIONS AVE. CORNER SAN MARCELINO ST.,  
MANILA, PHILIPPINES

TEL: 8524-90-61 TO 76  
3498-01-90 TO 99  
FAX: 8521-73-09 / 3498-02-00  
SWIFT: PHTBPHMM  
EMAIL: ptc@philtrustbank.com

May 4, 2026

MARKETS AND SECURITIES REGULATION DEPARTMENT (MSRD)  
Securities and Exchange Commission  
SEC Headquarters  
7907 Makati Avenue, Salcedo Village  
Brgy. Bel Air, Makati City



ATTENTION: ATTY. OLIVER O. LEONARDO  
Director

SUBJECT : PHILIPPINE TRUST COMPANY  
Annual Stockholders' Meeting (ASM) on May 26, 2026

Gentlemen:

In reply to your letter of 20 April 2026, signed by Atty. Oliver O. Leonardo, Director, we are pleased to submit herewith the Bank's Definitive Information Statement (DIS) with revisions to address the MSRD comments highlighted in yellow and with Annexes "B-2" and "D" attached, particularly:

- Page vii - Certification on the changes or revisions to the DIS
- Pages viii to xv - Proof of publication of Notice of the 2026 ASM
- Page 13 - Security ownership of Atty. Juan D. De Zuñiga, Jr.
- Annex "D" - Minutes of the 2025 ASM
- Pages 27 and 28 and Annex "B-2" - Interim Financial Statements for the Quarter Ended March 31, 2026

The DIS and its attachments will be uploaded on the Bank's website at <https://www.philtrustbank.com> and on PSE Edge after clearance with the MSRD and the link to access the uploaded DIS will be sent to MSRD.

We trust that we have adequately addressed your comments.

Thank you.

Very truly yours,

JAIME Z. LAYA  
President

Encl.: As stated



# Table of Contents

Page

|   |      |
|---|------|
| Notice and Agenda for the 2026 Annual Stockholders' Meeting (ASM) ..... | i    |
| Rationale and Details of the Agenda .....                               | ii   |
| Procedure for Participation in the 2026 ASM .....                       | iv   |
| Ballot/Proxy document .....   | vi   |
| Certification on the changes or revisions to the DIS .....              | vii  |
| Proof of publication of Notice of the 2026 ASM .....                    | viii |

## Main Report:

### A. General Information

|   |   |
|---|---|
| 1. Date, Time and Place of Meeting of Security Holders .....                        | 2 |
| 2. Right of Appraisal .....   | 2 |
| 3. Interest of Certain Persons in, or Opposition to, Matters to be Acted Upon ..... | 3 |

### B. Control and Compensation Information

|  |    |
|--|----|
| 4. (a) Voting Securities and Principal Holders Thereof .....   | 4  |
| (b) Equity Ownership of Foreigners as of March 31, 2026 .....  | 4  |
| (c) Security Ownership of Certain Record and Beneficial Owners<br>of More Than 5% as of March 31, 2026 ..... | 4  |
| (d) Security Ownership of Management as of March 31, 2026.....   | 6  |
| (e) Voting Trust Holders of 5% or More .....   | 7  |
| (f) Change in Control Since the Beginning of the Last Fiscal Year .....                                      | 7  |
| 5. Directors and Executive Officers  |    |
| (a) Incumbent Directors .....  | 7  |
| (b) Incumbent Officers .....   | 11 |
| (c) Nominees for Directors for the Ensuing Year 2026 - 2027 .....  | 11 |
| (d) Officers for the Ensuing Year 2026 - 2027 .....  | 14 |
| (e) Significant Employees .....  | 14 |
| (f) Family Relations .....   | 14 |
| (g) Involvement in Certain Legal Proceedings .....   | 14 |
| (h) Certain Relationships and Related Transactions .....   | 15 |
| 6. Compensation of Directors and Executive Officers  |    |
| (a) Directors .....  | 16 |
| (b) Officers .....   | 17 |
| (c) Employee Retirement Benefit Plan .....   | 18 |
| (d) Profit Sharing .....   | 18 |
| (e) Outstanding Warrants or Options .....  | 18 |

|           |  |           |
|-----------|--|-----------|
| 7.        | Independent Public Accountant .....  | 18        |
|           | (a) Schedule of External Audit Fees and Services .....   | 19        |
|           | (b) Audit Committee’s Authority, Roles and Responsibilities for External Audit .....                                 | 19        |
| 8.        | Compensation Plans .....   | 21        |
| <b>C.</b> | <b>Issuance and Exchange of Securities .....</b>   | <b>22</b> |
| <b>D.</b> | <b>Other Matters</b>   |           |
| 15.       | Action with Respect to Reports .....   | 23        |
| 16.       | Matters Not Required to be Submitted .....   | 23        |
| 17.       | Amendment of Charters, By-Laws or Other Documents .....  | 23        |
| 18.       | Other Proposed Actions .....   | 24        |
| 19.       | Statement of Management’s Responsibility for Financial Statements and<br>2025 Audited Financial Statements .....     | 27        |
| 20.       | Management Report and Management’s Discussion and Analysis of<br>Financial Condition and Results of Operations ..... | 27        |
|           | <b>Signature Page .....</b>  | <b>28</b> |
|           | <b>Notice and Undertaking .....</b>  | <b>28</b> |

**Certification on submission of the Report to SEC**

**Annexes**

|             |   |
|-------------|---|
| Annex “A”   | Business Experience of Directors, Nominees and Officers of the Bank                                       |
| Annex “A-1” | Certification of Independent Director Esperon   |
| Annex “A-2” | Certification of Independent Director De Venecia  |
| Annex “A-3” | Certification of Independent Director Chikiamco   |
| Annex “A-4” | Certification of Independent Director Ang   |
| Annex “A-5” | Certification of Independent Director De Zuñiga   |
| Annex “B”   | Statement of Management’s Responsibility for the 2025 Financial Statements                                |
| Annex “B-1” | 2025 Audited Financial Statements   |
| Annex “B-2” | Interim Financial Statements for the Quarter Ended March 31, 2026   |
| Annex “C”   | Management Report   |
| Annex “C-1” | Management’s Discussion and Analysis of Financial Condition and Results of<br>Operation for the year 2023 |
| Annex “C-2” | Management’s Discussion and Analysis of Financial Condition and Results of<br>Operation for the year 2024 |
| Annex “C-3” | Management’s Discussion and Analysis of Financial Condition and Results of<br>Operation for the year 2025 |
| Annex “D”   | Minutes of the 2025 Annual Stockholders’ Meeting  |



# PHILTRUST BANK PHILIPPINE TRUST COMPANY

PHILTRUST BANK BUILDING  
UNITED NATIONS AVE. CORNER SAN MARCELINO ST.,  
MANILA, PHILIPPINES

TEL.: 8524-90-61 TO 76  
3498-01-90 TO 99  
FAX: 8521-73-09 / 3498-02-00  
SWIFT: PHTBPHMM  
EMAIL: ptc@philtrustbank.com

## NOTICE OF THE ANNUAL MEETING OF THE STOCKHOLDERS

TO ALL STOCKHOLDERS:

Please be informed that the Annual Meeting of the Stockholders of Philippine Trust Company, also known as PHILTRUST BANK, will be held on **Tuesday, May 26, 2026 at 8:00 A.M. via remote communication** for the election of Directors and the transaction of the following:

### AGENDA

1. Call to order.
2. Proof of service of the required notice of the meeting.
3. Proof of presence of quorum.
4. Reading and approval of the Minutes of the Annual Meeting of the Stockholders held on May 27, 2025
5. Approval of the Annual Report to the Stockholders and the Audited Financial Statements for the year 2025.
6. Ratification and approval of all acts and transactions of the Board of Directors, the Committees and the Management, including related party transactions, since the 2025 Annual Meeting of the Stockholders.
7. Appointment of External Auditor.
8. Election of Directors.
9. Other matters.
10. Adjournment.

Only stockholders as of the Record Date of April 15, 2026 are entitled to notice of, and vote at, the said meeting.

Stockholders who intend to participate in the meeting are requested to notify the Bank and to submit the requirements for validation as well as the duly accomplished Ballot/Proxy document through email at ptcosec@philtrustbank.com from May 13, 2026 to May 19, 2026. For your convenience, downloadable copies of the Ballot/Proxy form are available on the Bank's website: <https://www.philtrustbank.com>. The procedure and details for attending the meeting are set forth in the Information Statement and posted on the Bank's website and on PSE Edge.

Manila, April 17, 2026.

By Authority of the Board of Directors,

  
AGNES B. URBANO

FVP/Asst. Corporate Secretary

RATIONALE and DETAILS  
of the AGENDA

Chairman Hermogenes C. Esperon, Jr. will welcome the stockholders present and will invite them to the singing of the National Anthem, to be followed by the opening prayer.

**1. Call to order**

The Chairman will call to order the 2026 Annual Stockholders' Meeting of Philippine Trust Company, also known as PHILTRUST BANK on Tuesday, May 26, 2026 at 8:00 A.M.

**2. Proof of service of the required notice of the meeting.**

The Asst. Corporate Secretary will certify that all stockholders of Philtrust Bank as of the Record Date of April 15, 2026 were duly notified of the 2026 Annual Stockholders' Meeting.

**3. Proof of presence of quorum.**

The Asst. Corporate Secretary will attest to the presence of the required quorum for the valid proceedings of the meeting.

**4. Reading and approval of the Minutes of the Annual Meeting of the Stockholders held on May 27, 2025.**

The Minutes of the Annual Stockholders' Meeting held on May 27, 2025 will be presented for consideration and approval of the stockholders. Said Minutes are posted on the Bank's website at <https://www.philtrustbank.com>.

**5. Approval of the Annual Report to the Stockholders and Audited Financial Statements for the year 2025.**

The 2025 Annual Report and Financial Statements will be presented to the Stockholders for consideration and approval. Highlights thereof will be discussed by the President while the full text is annexed to the Information Statement and posted on the Bank's website and on PSE Edge.

**6. Ratification and approval of all acts and transactions of the Board of Directors, the Committees and the Management, including related party transactions, since the 2025 Annual Meeting of the Stockholders.**

All acts and transactions that were approved by the Board of Directors, the Committees, and the Management, including related party transactions, since the Annual Meeting of the Stockholders held on May 27, 2025 will be presented to the stockholders for their consideration, approval and ratification.

**7. Appointment of External Auditor.**

The authority to delegate to the Board of Directors the appointment and/or the change of the Bank's external auditor for the year 2026 will be presented for consideration and approval of the stockholders provided that said external auditor must be accredited by both Bangko Sentral ng Pilipinas and Securities and Exchange Commission.

**8. Election of Directors.**

The Final List of Nominees who are eligible for election as Directors of the Bank for the ensuing year 2026 - 2027 as endorsed by the Corporate Governance Committee will be presented to the stockholders. Said Committee had evaluated their credentials and had determined that they possess all the qualifications and none of the disqualifications for bank directors. The twelve (12) Directors to be elected shall hold office for a term of one (1) year and until their successors are duly elected and qualified.

Cumulative voting will be followed in the election of directors.

The Office of the Corporate Secretary is tasked to receive the ballots and to count the votes cast thereat.

**9. Other matters.**

Matters that are relevant to, and appropriate for, the Annual Meeting of the Stockholders may be discussed.

**10. Adjournment.**

**PROCEDURE FOR PARTICIPATION IN THE ANNUAL STOCKHOLDERS' MEETING (ASM)  
OF PHILIPPINE TRUST COMPANY, also known as PHILTRUST BANK,  
ON MAY 26, 2026 AT 8:00 A.M. VIA REMOTE COMMUNICATION**

1. Stockholders of PHILTRUST BANK as of the Record Date of April 15, 2026, who wish to participate in the 2026 Annual Stockholders' Meeting are requested to notify the Bank and to submit the requirements for validation enumerated below as well as the duly accomplished Ballot/Proxy document through email at [ptcorsec@philtrustbank.com](mailto:ptcorsec@philtrustbank.com) from May 13, 2026 to May 19, 2026.

2. The email should contain the following requirements for validation:

2.1 For Individual Stockholders

- a. Name;
- b. Recent photo;
- c. Address;
- d. Valid and active contact number;
- e. Valid and active email address; and
- f. Scanned copy of any valid government-issued ID with photo

2.2 For Stockholders with joint accounts

A scanned copy of Authorization Letter signed by all stockholders named in the joint account, identifying who among them is authorized to cast the vote.

Submit also the requirements listed in No. 2.1 above.

2.3 For Stockholders under Broker accounts

- a. Broker's Certification on the Stockholder's shareholdings
- b. Recent photo;
- c. Valid and active contact number;
- d. Valid and active email address; and
- e. Scanned copy of any valid government-issued ID with photo

2.4 For Corporate Stockholders

- a. Secretary's Certificate attesting to the authority of the representative to vote for, and on behalf of, the Corporation;
- b. Valid and active contact number of the representative;
- c. Valid and active email address of the representative; and
- d. Scanned copy of any valid government-issued ID with photo of the representative.

2.5 For Stockholders to be represented by a proxy or authorized person

- a. Submit scanned copy of the duly accomplished Proxy Form or Authorization Letter signed by the Stockholder to cast the vote.
  - b. Valid and active contact number of the proxy holder;
  - c. Valid and active email address of the proxy holder; and
  - d. Scanned copy of any valid government-issued ID with photo of the proxy holder
3. After validation, the confirmed Stockholders/Proxies will receive an email from the Office of the Corporate Secretary and will be provided with the link to the meeting. They will be included in the computation of attendance and in the determination of quorum at the meeting.
  4. Questions on any item in the Agenda should be submitted through email at [ptcorsec@philtrustbank.com](mailto:ptcorsec@philtrustbank.com) on or before May 19, 2026.
  5. Bank reports pertaining to the 2026 ASM that were submitted to SEC and PSE may be viewed on the Bank's website at <https://www.philtrustbank.com> or on PSE Edge. Please contact the Office of the Corporate Secretary through email at [ptcorsec@philtrustbank.com](mailto:ptcorsec@philtrustbank.com) on or before May 19, 2026 for clarifications concerning the Bank's 2026 ASM.

PHILIPPINE TRUST COMPANY  
also known as PHILTRUST BANK

**BALLOT/PROXY**

Please mark with Check "✓" the appropriate box:

**Vote by the Stockholder:** The undersigned stockholder of Philippine Trust Company, also known as PHILTRUST BANK, hereby casts his/her/its vote on the Agenda Items for the 2026 Annual Stockholders' Meeting.

**Vote by the Stockholder Represented by Proxy:** The undersigned stockholder of PHILTRUST BANK hereby appoints \_\_\_\_\_, or in his/her absence, the Chairman of the Meeting, as my/our true and lawful Attorney-in-Fact and Proxy to represent one hundred percent (100%) of my/our voting rights, and to vote on my/our behalf.

|  | FOR                      | AGAINST                  | ABSTAIN                  |
|--|--------------------------|--------------------------|--------------------------|
| Approval of the Minutes of the Annual Meeting of the Stockholders held on May 27, 2025.  | <input type="checkbox"/> | <input type="checkbox"/> | <input type="checkbox"/> |
| Approval of the Annual Report to the Stockholders and the Audited Financial Statements for the year 2025.  | <input type="checkbox"/> | <input type="checkbox"/> | <input type="checkbox"/> |
| Ratification and approval of all acts and transactions of the Board of Directors, the Committees and the Management, including related party transactions, since the Annual Meeting of the Stockholders on May 27, 2025. | <input type="checkbox"/> | <input type="checkbox"/> | <input type="checkbox"/> |
| Appointment of External Auditor.   | <input type="checkbox"/> | <input type="checkbox"/> | <input type="checkbox"/> |
| Other Matters, if any.   | <input type="checkbox"/> | <input type="checkbox"/> | <input type="checkbox"/> |

Election of the following Directors for the year 2026 - 2027

- Equally to all twelve (12) Nominees for Directors
- Abstain on all twelve (12) Nominees for Directors
- Distribute or cumulate shares to the Nominees, as follows:

| <u>Name of Nominee Director</u>                                 | <u>No. of Shares</u> |
|---|----------------------|
| 1. GEN. HERMOGENES C. ESPERON, JR. (Ret.), Independent Director | _____                |
| 2. DR. JAIME C. LAYA  | _____                |
| 3. SR. JUSTICE JOSUE N. BELLOSILLO (Ret.)                       | _____                |
| 4. DR. EMILIO C. YAP III  | _____                |
| 5. CHIEF JUSTICE HILARIO G. DAVIDE, JR. (Ret.)                  | _____                |
| 6. MR. ERNESTO O. CHAN  | _____                |
| 7. MR. BENJAMIN C. YAP  | _____                |
| 8. MS. MIRIAM C. CU   | _____                |
| 9. CONG. MARIA GEORGINA P. DE VENECIA, Independent Director     | _____                |
| 10. MR. CALIXTO V. CHIKIAMCO, Independent Director              | _____                |
| 11. DR. BEATRICE JANE L. ANG, Independent Director              | _____                |
| 12. ATTY. JUAN D. DE ZUÑIGA, JR., Independent Director          | _____                |

Signed this \_\_\_\_\_ at \_\_\_\_\_.  
(Date) (Place)

\_\_\_\_\_  
NAME OF STOCKHOLDER

\_\_\_\_\_  
SIGNATURE OF STOCKHOLDER  
or AUTHORIZED REPRESENTATIVE

THIS BALLOT/PROXY SHOULD BE RECEIVED BY THE OFFICE OF THE CORPORATE SECRETARY FROM MAY 13, 2026 TO MAY 19, 2026. WHEN PROPERLY EXECUTED, THIS PROXY WILL BE VOTED IN THE MANNER AS DIRECTED HEREIN BY THE STOCKHOLDER/S. IF NO DIRECTION IS MADE, THIS PROXY WILL BE VOTED FOR THE ELECTION OF ALL NOMINEES, FOR THE APPROVAL OF ALL MATTERS STATED ABOVE AND FOR SUCH OTHER MATTERS AS MAY PROPERLY COME BEFORE THE MEETING. A STOCKHOLDER GIVING A PROXY HAS THE POWER TO REVOKE IT AT ANY TIME BEFORE THE RIGHT GRANTED IS EXERCISED.



# PHILTRUST BANK PHILIPPINE TRUST COMPANY

PHILTRUST BANK BUILDING  
UNITED NATIONS AVE. CORNER SAN MARCELINO ST.,  
MANILA, PHILIPPINES

TEL.: 8524-90-61 TO 76  
3498-01-90 TO 99  
FAX: 8521-73-09 / 3498-02-00  
SWIFT: PHTBPHMM  
EMAIL: ptc@philtrustbank.com

## CERTIFICATION

The undersigned duly elected Assistant Corporate Secretary of Philippine Trust Company, also known as Philtrust Bank, hereby certifies that no changes or revisions have been made to the Information Statement, except those arising from the findings or comments of the Markets and Securities Regulation Department (MSRD) upon its review of the Preliminary Information Statement (PIS).


In witness whereof, I have hereunto affixed my signature this May 4, 2026 at the City of Manila.

  
AGNES B. DRBANO  
FVP/Assistant Corporate Secretary

REPUBLIC OF THE PHILIPPINES )  
CITY OF MANILA ) s.s.

Subscribed and sworn to before me this May 4, 2026 at the City of Manila, affiant exhibiting to me her SSS ID

Doc. No. 380 ;  
Page No. 73 ;  
Book No. II ;  
Series of 2026.

  
NEMESIO M. DOMINGO  
Commission No. 2025-087  
Notary Public for the City of Manila  
Until December 31, 2026  
1000 UN Ave. cor. San Marcelino St., Manila  
MCLE Compliance No. VIII-0022417  
Roll No. 43903/05-07-99  
PTR No. 0374309, 01/05/2026 Manila  
IBP No. 03932 / Isabela  
TIN 109-213-922



|                                   | LUZON  | VISAYAS | MINDANAO |
|-----------------------------------|--------|---------|----------|
| AVAILABLE GENERATING CAPACITY, MW | 15,437 | 2,591   | 3,560    |
| SYSTEM DEMAND, MW                 | 11,619 | 2,347   | 2,473    |
| OPERATING MARGIN, %               | 3,818  | 244     | 1,086    |

**PHILTRUST BANK**  
PHILIPPINE TRUST COMPANY  
A UNIVERSAL BANK

109 YEARS  
1916 - 2026

www.philtrustbank.com

B-1 | FRIDAY, MAY 1, 2026

EDITOR: CHINO S. LEYCO  
ASSISTANT EDITOR: BEN ARNOLD O. DE VERA

NEWS IN BRIEF

Slight gains

The peso recovered some lost ground against the United States (US) dollar on Thursday, April 30, closing at P61.485 from the record-low P61.567 last Wednesday, April 29. According to the Bankers' Association of the Philippines (BAP), the local currency reached an intraday high of P61.35 and a low of P61.75 after opening at P61.651. Total trading volume soared to \$2.467 billion on Wednesday's \$1.609 billion. MUFJ Global Markets Research senior currency analyst Lloyd Chan said the prolonged US-iran standoff and disruptions in the Strait of Hormuz are driving oil prices higher, leaving oil-sensitive currencies such as the Philippine peso and Thai baht vulnerable. Meanwhile, Singapore-based Oversea-Chinese Banking Corp. Ltd. (OCBC) said elevated oil prices amid an ongoing impasse could continue to weigh on Asian foreign exchange, with the peso and baht likely to remain under pressure.

RRHI delisting deal

Robinsons Retail Holdings, Inc. (RRHI) has declared a P21.3 billion cash dividend, or P2 per share, for stockholders of record as of May 28, 2026, ahead of its planned voluntary delisting from the Philippine Stock Exchange. The payout, combined with the P48.30 tender offer price from the Gokongwai family's JE Holdings, brings the total value for participating shareholders to P50.30 per share. The P18.27 billion buyout aims to consolidate the family's ownership to at least 35 percent, pending regulatory approval. (James A. Loyola)

Razon-Pacquiao JV

Ignite Power, the partnership between Enrique Razon Jr.'s Primelectric and Manny Pacquiao's MP Holdings, clarified that no formal negotiations are currently underway for a joint venture with South Cotabato II Electric Cooperative Inc. (Socoteco II). Legal officer Allana Mae Babayer-on stated that while the board showed "initial acceptance" of a proposal, no binding agreements exist and any final decision rests solely with the cooperative's 300,000 member-consumer-owners. Ignite Power further rejected claims that Socoteco II is a legally "ailing" entity, maintaining that its proposal remains the best path to stabilize regional power operations.

# BSP flags 3-year high for inflation

By DERCO ROSAL

The central bank signaled that inflation likely accelerated to its fastest pace in nearly three years in April, driven by volatile costs, weakening currency, and persistent food supply pressures.

Banko Sentral ng Pilipinas (BSP) expects the consumer price index to rise between 5.6 percent and 6.4 percent last month, according to a statement released on Thursday, April 30. Even the lower end of that range would mark a significant jump from the 4.1 percent recorded in March.

If the top end of the forecast is realized, it would represent the highest inflation print since April 2023.

The central bank cited a "perfect storm" of price pressures, noting that significantly higher domestic petroleum prices and increased electricity charges are being compounded by the depreciation of the peso.

The currency's weakness has made imported fuel and commodities more expensive, further straining the purchasing power of consumers. "Inflation risks have intensified amid upward price pressures from significantly higher

domestic petroleum prices, rising prices of key food items such as rice, fish, and meat, increased electricity charges, and the peso depreciation," the BSP said.

Beyond energy, the BSP pointed to rising costs for essential food staples including rice, fish, and meat. While a seasonal decline in the prices of fruits and vegetables may provide a slight cushion, the central bank warned that the primary drivers of inflation remain aggressive and require vigilant monitoring. Heightened geopolitical tensions are also weighing on the

outlook. The BSP noted it is closely tracking developments in the Middle East for their potential to disrupt global energy markets and dampen local economic activity. This uncertainty has prompted a sharp upward revision in the bank's long-term forecasts.

The BSP now expects average inflation for 2026 to hit 6.3 percent, up from a previous estimate of 5.1 percent, while the 2027 projection was raised to 4.3 percent from 3.8 percent. Both figures remain stubbornly above the government's four percent target ceiling.

Should the 2026 forecast materialize, it would mark the highest annual inflation rate in 18 years, rivaling the 8.2 percent

seen during the 2008 global financial crisis.

Market analysts suggested the central bank may still have room to maneuver if the actual data comes in at the lower end of the range. Jonathan Ravelas, senior adviser at Reyes Tacandong & Co., estimated April inflation at five percent, noting that while food and transport costs remain firm, the central bank's recent 25-basis-point hike to 4.5 percent is beginning to anchor expectations.

However, Ravelas warned that with inflation projected to stay above target in the coming months, the BSP remains in a data-dependent tightening cycle where further rate hikes cannot be ruled out.



**CEMENTING INTERNATIONAL TIES** — Robinsons Land Corp. (RLC) Residences recently formalized its partnership with ERA Singapore following the successful completion of the Council for Estate Agencies' due diligence process. This collaboration allows the marketing of premium Philippine residential developments to the Singaporean market. Pictured at the signing ceremony are (from left): Simone Lee, Branch Division Director; Jerry Thwait, District Division Director; Vic Toh, Senior Vice President for Business Development; Chee Yong Poh, Chief Financial Officer — ERA (Edwin Thomas Berris, RLC Residences SVP and Business Unit General Manager; Carissa Denise Lytle, RLC Residences Vice President and Overall Sales Head; Patricia Kristine Lytle, Sales Channel Head for International Marketing; and Norberto Lavad Jr., Senior Director for International Marketing.

## Dry spell to curb PH sugar harvest

By DEXTER BARRO II

The Philippines' raw sugar output is poised

to drop for a second consecutive year as strengthening El Niño weather pattern threatens to wither crops in the country's main growing regions, according to the United States Department

of Agriculture (USDA).

Production of the sweetener is expected to slide to 1.93 million metric tons for the marketing year beginning in October, the USDA's Foreign Agricultural Service said in a report dated April 29. That compares with a forecast of 1.95 million tons for the current period. The projected shortfall comes as the industry grapples with the dual pressures of a warming climate and the steady conversion of agricultural land into commercial real estate.

State weather bureau has signaled a 79 percent probability that El Niño conditions

will emerge between June and August, persisting through the end of 2026. This cyclical warming of the Pacific Ocean often translates to parched fields in the Philippines, leading to premature cane maturity. When sugarcane matures too early due to heat stress, it typically yields lower juice volume and reduced sucrose content, which in turn forces mills to shut down ahead of schedule.

The USDA noted that while a rain shortage led to a one percent decline in the 2023-2024 cycle, the upcoming season could face more volatile

## SM Nuvali set for 2026 debut

By JAMES A. LOYOLA

SM Prime Holdings Inc. plans to open its flagship SM Nuvali mall in Santa Rosa, Laguna, in October 2026, kicking off a five-year expansion of premium retail hubs across the country.

Jeffrey Lim, SM Prime president and chief executive officer, said the development is the first of five flagship malls the company intends to launch annually through 2030.

Lim said the strategy targets high-growth regional corridors outside

of Metro Manila, where rising household incomes and improved infrastructure are driving consumer demand.

SM Nuvali will be the company's 91st shopping center and its largest property in Laguna province. Situated within the Nuvali eco-estate, the project is designed to cater to an affluent demographic and upscale residential developments in the surrounding area.

Demand for the mall's 82,000 square meters of gross leasable area has already exceeded initial projections, according to the

company. Steven Tan, SM Supermalls president, said during a briefing that tenant take-up jumped to 80 percent following a preview event last month, up from an initial 50 percent. The surge in interest has left the developer in the unusual position of managing a space deficit despite the project's scale. The remaining 20 percent of the leasable area is being reserved for a curated selection of brands intended to enhance the mall's "lifestyle" positioning, Tan said.

The project is

## Housing slump hits Ayala Land

By JAMES A. LOYOLA

Ayala Land Inc. (ALI) reported a 22 percent drop in first-quarter profit as the contraction in residential sales outweighed the steady performance of its commercial leasing and hospitality segments.

In a disclosure to the Philippine Stock Exchange on Thursday, ALI said its net income fell to P5.4 billion in the three months ended March from P6.9 billion a year earlier. Total revenue declined 14 percent

to P37.5 billion on the back of the broader slowdown in the residential market that has pressured the developer's core operations.

At end-March, ALI's property development revenue, which tracks the progress of construction and unit turnovers, tumbled 27 percent to P20.3 billion. Sales reservations, a gauge of future earnings, retreated 22 percent to P28.2 billion, representing a monthly average of about P9.4 billion.

Despite the quarterly

slump, ALI pointed to pockets of strength in the luxury segment. Residential sales reached P2.4 billion, exceeding the P2.2 billion recorded in the first quarter of 2025. The company plans to focus on clearing existing inventory for the rest of the year, with a target to deliver 13,000 residential units across 40 projects to shore up its balance sheet.

The developer's recurring income businesses provided a vital buffer against the volatility of the

### PHILTRUST BANK

Philippine Trust Company

#### NOTICE OF THE ANNUAL MEETING OF THE STOCKHOLDERS

TO ALL STOCKHOLDERS:

Please be informed that the Annual Meeting of the Stockholders of Philippine Trust Company, also known as PHILTRUST BANK, will be held on **Tuesday, May 26, 2026 at 8:00 A.M. via remote communication** for the election of Directors and the transaction of the following:

#### AGENDA

1. Call to order.
2. Proof of service of the required notice of the meeting.
3. Proof of presence of quorum.
4. Reading and approval of the Minutes of the Annual Meeting of the Stockholders held on May 27, 2025
5. Approval of the Annual Report to the Stockholders and the Audited Financial Statements for the year 2025.
6. Ratification and approval of all acts and transactions of the Board of Directors, the Committees and the Management, including related party transactions, since the 2025 Annual Meeting of the Stockholders.
7. Appointment of External Auditor.
8. Election of Directors.
9. Other matters.
10. Adjournment.

Only stockholders as of the Record Date of April 15, 2026 are entitled to notice of, and vote at, the said meeting.

Stockholders who intend to participate in the meeting are requested to notify the Bank and to submit the requirements for validation as well as the duly accomplished Ballot/Proxy document through email at [ptcorsec@philtrustbank.com](mailto:ptcorsec@philtrustbank.com) from May 13, 2026 to May 19, 2026. For your convenience, downloadable copies of the Ballot/Proxy form are available on the Bank's website: <https://www.philtrustbank.com>. The procedure and details for attending the meeting are set forth in the Information Statement and posted on the Bank's website and on PSE Edge.

Manila, April 17, 2026.

By Authority of the Board of Directors,

(Sgd.) AGNES B. URBANO  
FVP/Asst. Corporate Secretary



Manila Bulletin Business The Stock Market Philippine Trust Company to Hold 2026 Annual Stockholders' Meeting

Business | The Stock Market

# Philippine Trust Company to Hold 2026 Annual Stockholders' Meeting

By Micaela

Published May 1, 2026 07:00 pm



Key Takeaways

- Philippine Trust Company (PHILTRUST BANK) will hold its Annual Stockholders' Meeting on May 26, 2026. Time, venue, and details to participate are listed here.



Philippine Trust Company (PHILTRUST BANK) will hold its Annual Stockholders' Meeting on May 26, 2026 (Tuesday) at 8:00 a.m. via remote communication.

Stockholders who intend to participate in the meeting are requested to notify the Bank and submit the required documents, including the duly accomplished Ballot/Proxy form, through email at [ptcorsec@philtrustbank.com](mailto:ptcorsec@philtrustbank.com) from May 13 to 19, 2026.

A copy of the official announcement published in the Manila Bulletin broadsheet is provided below.

**PHILTRUST BANK**  
Philippine Trust Company

**NOTICE OF THE ANNUAL MEETING OF THE STOCKHOLDERS**

**TO ALL STOCKHOLDERS:**

Please be informed that the Annual Meeting of the Stockholders of Philippine Trust Company, also known as PHILTRUST BANK, will be held on **Tuesday, May 26, 2026 at 8:00 A.M. via remote communication** for the election of Directors and the transaction of the following:

**A.S.E.N.D.A**

1. Call to order.
2. Proof of service of the required notice of the meeting.
3. Proof of presence of quorum.
4. Reading and approval of the Minutes of the Annual Meeting of the Stockholders held on May 27, 2025.
5. Approval of the Annual Report to the Stockholders and the Audited Financial Statements for the year 2025.
6. Ratification and approval of all acts and transactions of the Board of Directors, the Committees and the Management, including related party transactions, since the 2025 Annual Meeting of the Stockholders.
7. Appointment of External Auditor.
8. Election of Directors.
9. Other matters.
10. Adjournment.

Only stockholders as of the Record Date of April 15, 2026 are entitled to notice of, and vote at, the said meeting.

Stockholders who intend to participate in the meeting are requested to notify the Bank and to submit the requirements for validation as well as the duly accomplished Ballot/Proxy document through email at [ptcorsec@philtrustbank.com](mailto:ptcorsec@philtrustbank.com) from May 13, 2026 to May 19, 2026. For your convenience, downloadable copies of the Ballot/Proxy form are available on the Bank's website: <https://www.philtrustbank.com>. The procedures and details for attending the meeting are set forth in the Information Statement and posted on the Bank's website and on PSE Edge.

Manila, April 17, 2026.

By Authority of the Board of Directors,

(Sgd.) AGNES B. URBANO  
FVP/Asst. Corporate Secretary

<https://mb.com.ph/2026/05/01/philippine-trust-company-to-hold-2026-annual-stockholders-meeting>

Table with 3 columns: Region (Luzon, Visayas, Mindanao), Capacity (MW), and Demand (MW). Luzon: 15,126 / 2,547,356; Visayas: 12,023 / 2,305,242; Mindanao: 3,103 / 242,131.

PHILTRUST BANK PHILIPPINE TRUST COMPANY A UNIVERSAL BANK 109 YEARS 1919-2025 www.philtrustbank.com

NEWS IN BRIEF

Slight gains The peso recovered some lost ground against the United States (US) dollar on Thursday, April 30, closing at P148.55 from the recent low of P147.50 on Wednesday, April 29. According to the Bankers Association of the Philippines (BAP), the local currency reached an intraday high of P149.35 and a low of P147.76 after opening at P148.65. Total trading volume scored at \$2.487 billion from Wednesday's \$1.929 billion. Financial markets were closed on Friday, May 1 in observance of Labor Day.

Global recognition

The Securities and Exchange Commission (SEC) has welcomed the inclusion of Philippine peso-denominated government securities into the JP Morgan Government Bond Index-Emerging Markets (GBI-EM). Beginning Jan. 29, 2027, nine Philippine bonds with a total value of \$43 billion will enter the benchmark, representing a projected 1.78 percent weight in the index. SEC Chairperson Francis Lina stated that this milestone reflects the growing credibility of the Philippine bond market and the success of national economic reforms. The inclusion is expected to drive significant passive investment inflows, broaden the investor base, and improve secondary market liquidity and price discovery. Moving forward, the SEC plans to work with the Bangko Sentral ng Pilipinas and the Department of Finance to further refine market regulations. (James A. Leyco)

Loan scams flagged

The Securities and Exchange Commission (SEC) has alerted the public to scammers posing as legitimate firms, like Paragon Credit, Carmen Credit, and Project Duo. These fraudsters use fake logos and social media accounts to lure victims into "advance-fee" scams, requiring upfront payments for loans that never materialize. Unregistered Lending Apps Flagged for Fraud The SEC flagged unauthorized platforms including "Piso Pay" and "PocketLending" for falsely claiming affiliation with registered corporations. The commission emphasized that only SEC-registered financing companies with recorded online platforms are authorized to lend, urging the public to verify credentials.

Banks face new cyber standards

The Bangko Sentral ng Pilipinas (BSP) is overhauling its oversight of digital threats, ditching a legacy rating system in favor of a framework that forces banks to conduct more frequent and rigorous self-assessments of their cybersecurity defenses. This comes as BSP Governor Eli M. Remolona Jr. approved changes aimed at reinforcing the information and cybersecurity "off-site surveillance and risk assessment activities" of financial institutions, amid evolving digital threats and increasing reliance on technology across the financial system. Under BSP Circular No. 1332, the regulator formally replaced the IT Rating System with the Supervisory Assessment Framework (SAF) in evaluating BSP-supervised financial institutions (BSFIs). This marks a shift to a more dynamic and risk-based approach to supervision. Major tools complement this new guideline, namely the Cybersecurity Maturity Framework (CMF), which provides a globally aligned structure for assessing cybersecurity capabilities, and the Cybersecurity Control Self-Assessment (CSCA), which serves as a benchmarking tool to measure

current practices and guide improvements. BSFIs are now expected to be more proactive in managing cyber risks. "All BSFIs are required to have periodic and rigorous self-assessment exercises using more robust data sets and variables as part of their information security risk management system," the circular read. Under the new regime, the BSP will evaluate BSFIs' cybersecurity maturity using the CSCA alongside other supervisory tools. BSFIs will be classified into four tiers—foundational, established, managed, and optimized—depending on the sophistication of their cybersecurity controls and integration into business operations. BSFIs in the foundational stage, at the lower category, "demonstrate minimal adoption of control requirements," with risk assessments that are often ad hoc and not fully embedded in decision-making. Meanwhile, firms at the upper end are expected to deploy advanced capabilities, where "advanced security tools, technologies, and adaptive capabilities are used to proactively identify and respond to emerging threats." According to the BSP, the tiered approach reflects a risk-based philosophy, with BSFIs expected to achieve maturity

levels that are proportionate to their operational complexity and risk profile. Still, the regulator encouraged all entities to continuously enhance their cybersecurity posture. For compliance, BSFIs are required to submit periodic reports, including an annual IT profile, within 25 days after the end of the reference year. Meanwhile, the CSCA must be submitted on or before March 31 following the end of the reference year for entities identified as having moderate to complex IT profiles. Detailed submission procedures will be issued separately, including the use of the BSP's Advanced SupTech Engine for Risk-based Compliance (ASTERISC) platform. To ease the transition, the initial submission of the CSCA will be due within two months of the release of the implementing guidelines.



YMROB OF ALLIANCE - Security Bank and MUFG Bank unveil a mural at the Paseo de Roxas underpass in Makati City, celebrating 10 years of partnership. Titled 'Security Bank x MUFG: A decade of people, planet, and prosperity,' the public artwork symbolizes the two institutions' shared commitment to sustainable and inclusive growth. Present at the unveiling are (from left) Gerry Granada, General Manager of MACE; Cirilo P. Noel, Chairman of Security Bank; Victor Lee Meng Teck, President and CEO of Security Bank; Arif Aziz Saleh and his niece Masam Yoshitake, Managing Director and Country Head of MUFG Manila; and Hirofumi Umeno, Director and Alliance Segment Head of Security Bank.

ERC ends suspension of power spot market

The Energy Regulatory Commission (ERC) lifted the suspension of the Wholesale Electricity Spot Market (WESM) across the Luzon, Visayas, and Mindanao grids, restoring normal trading operations effective Friday, May 1. In a statement, the ERC explained that this WESM resumption marks a return to market-driven pricing after a month-

long hiatus triggered by volatility in global fuel prices and supply anxieties linked to escalating conflicts in the Middle East. WESM serves as the country's primary trading floor for electricity, where power generators bid their output to be purchased by distribution utilities, electric cooperatives, and private suppliers. Under normal conditions, these prices fluctuate based on generator offers, available transmission capacity, and the immediate balance of supply and demand. However, the market was sidelined on March 26, as the Department of Energy (DOE) implemented Special Operating Guidelines (SOG) for

USTR keeps PH off IP blacklist

The Philippines successfully avoided the United States' (US) list of intellectual property violators for a 13th consecutive year, maintaining its status as a regional leader in enforcement despite a surge in counterfeit pharmaceuticals and bureaucratic delays in trademark litigation. In this year's Special 301 Report, the Office of the United States Trade Representative (USTR) identified the country as having some of the best

practices in enforcing and protecting IP rights. The USTR said the launch of an E-Commerce Bureau under the Department of Trade and Industry (DTI) in March 2024 demonstrated the country's strong regulatory oversight of e-commerce transactions, including protection against the sale of counterfeit goods online. The international agency said such specialized IP enforcement units have proven to be important catalysts in the global fight against counterfeiting and piracy. The government's awareness and educational campaigns were also cited for helping build support for IP protection efforts, such as through the "Pirated Inferno" comic by the Intellectual Property Office of the Philippines (IPOPHL). Another best practice was the IPOPHL's National Judicial Colloquium on Intellectual Property Adjudication, which included the participation of judges from special commercial courts. Amid these positive developments, the USTR said the Philippines continues to face issues with counterfeit

EngineAI eyes Filipino partners

SHENZHEN, China—China-based humanoid robot firm EngineAI Robotics Technology Co. is seeking to expand into the Philippines as part of its broader strategy to dominate the emerging global market for general-purpose robotics. Evan Yao, co-founder and marketing vice president at EngineAI, said the Shenzhen-based startup is currently in negotiations with several Philippine firms regarding potential distribution agreements. "We haven't made a deal yet but

we're very much looking forward to connecting with the Philippines," he said in an interview at the Robot Valley Exhibition Hall here. Established in 2023, EngineAI designs and manufactures cutting-edge humanoid robots and other machines aimed at catering to diverse scenarios, including research and education, industrial manufacturing, commercial services, and home companionship. By creating robots that are able to seamlessly integrate into the real world, Yao said the com-

PHILTRUST BANK Philippine Trust Company NOTICE OF THE ANNUAL MEETING OF THE STOCKHOLDERS TO ALL STOCKHOLDERS: Please be informed that the Annual Meeting of the Stockholders of Philippine Trust Company, also known as PHILTRUST BANK, will be held on Tuesday, May 26, 2026 at 9:00 A.M. via remote communication for the election of Directors and the transaction of the following: AGENDA 1. Call to order. 2. Proof of service of the required notice of the meeting. 3. Proof of presence of quorum. 4. Reading and approval of the Minutes of the Annual Meeting of the Stockholders held on May 27, 2025. 5. Approval of the Annual Report to the Stockholders and the Audited Financial Statements for the year 2025. 6. Ratification and approval of all acts and transactions of the Board of Directors, the Committees and the Management, including related party transactions, since the 2025 Annual Meeting of the Stockholders. 7. Appointment of External Auditor. 8. Election of Directors. 9. Other matters. 10. Adjournment. Only stockholders as of the Record Date of April 15, 2026 are entitled to notice of, and vote at, said meeting. Stockholders who intend to participate in the meeting are requested to notify the Bank and to submit the requirements for validation as well as the duly accomplished Ballot/Proxy document through email at ptcorsor@philtrustbank.com from May 13, 2026 to May 19, 2026. For your convenience, downloadable copies of the Ballot/Proxy form are available on the Bank's website: https://www.philtrustbank.com. The procedure and details for attending the meeting are set forth in the Information Statement and posted on the Bank's website and on PSE Edge. Manila, April 17, 2026. By Authority of the Board of Directors, (Sgd.) AGNES B. URBANO FVP/Asst. Corporate Secretary



Manila Bulletin » Business » The Stock Market » Philippine Trust Company Sets 2026 Annual Stockholders' Meeting

Business | The Stock Market

# Philippine Trust Company Sets 2026 Annual Stockholders' Meeting

By Mikland

Published May 2, 2026 05:08 am



### At A Glance

- Philippine Trust Company (PHILTRUST BANK) will hold its Annual Stockholders' Meeting on May 26, 2026. Time, venue, and details to participate are listed here.



Philippine Trust Company (PHILTRUST BANK) will hold its Annual Stockholders' Meeting on May 26, 2026 (Tuesday) at 8:00 a.m. via remote communication.

Stockholders who intend to participate in the meeting are requested to notify the Bank and submit the required documents, including the duly accomplished Ballot/Proxy form, through email at [picorsec@philtrustbank.com](mailto:picorsec@philtrustbank.com) from May 12 to 19, 2026.

A copy of the official announcement published in the Manila Bulletin broadsheet is provided below.

**PHILTRUST BANK**  
Philippine Trust Company

**NOTICE OF THE ANNUAL MEETING OF THE STOCKHOLDERS**

**TO ALL STOCKHOLDERS:**

Please be informed that the Annual Meeting of the Stockholders of Philippine Trust Company, also known as PHILTRUST BANK, will be held on **Tuesday, May 26, 2026 at 8:00 A.M. via remote communication** for the election of Directors and the transaction of the following:

**AGENDA**

1. Call to order.
2. Proof of service of the required notice of the meeting.
3. Proof of presence of quorum.
4. Reading and approval of the Minutes of the Annual Meeting of the Stockholders held on May 27, 2025.
5. Approval of the Annual Report to the Stockholders and the Audited Financial Statements for the year 2025.
6. Ratification and approval of all acts and transactions of the Board of Directors, the Committees and the Management, including related party transactions, since the 2025 Annual Meeting of the Stockholders.
7. Appointment of External Auditor.
8. Election of Directors.
9. Other matters.
10. Adjournment.

Only stockholders as of the Record Date of April 15, 2026 are entitled to notice of, and vote at, the said meeting.

Stockholders who intend to participate in the meeting are requested to notify the Bank and to submit the requirements for validation as well as the duly accomplished Ballot/Proxy document through email at [picorsec@philtrustbank.com](mailto:picorsec@philtrustbank.com) from May 15, 2026 to May 19, 2026. For your convenience, downloadable copies of the Ballot/Proxy form are available on the Bank's website: <https://www.philtrustbank.com>. The procedure and details for attending the meeting are set forth in the Information Statement and posted on the Bank's website and on PSE Edge.

Manila, April 17, 2026.

By Authority of the Board of Directors,  
  
(Sgd.) AGNES B. URSANO  
FRR/Ast. Corporate Secretary

<https://mb.com.ph/2026/05/02/philippine-trust-company-sets-2026-annual-stockholders-meeting>

CURRENCY RATE PSEI 5,833.64 DOWN 1.26% P61.485 TO \$1

FRIDAY MAY 1, 2026

# Business Times

www.maniletimes.net



B1

FINEXFILES B4

ASIAN STOCKS: Shanghai 0.11% Singapore 1.06% Seoul 1.38% Tokyo 1.06% Jakarta 2.03% Hong Kong 1.28% Bangkok 0.13%

## Across-the-board wage hikes harmful – Balisacan

WAGE adjustments should continue to be determined at the regional level amid renewed calls for nationwide across-the-board increases, a Cabinet official said.

"We would want all the parties to discuss and agree, particularly between labor and management, and with [the] government also planning that process," Socioeconomic Planning Secretary Amelito Balisacan told reporters on Wednesday.

"But at the same time, our position has always been that wages have to be determined at the local level, the regional at least, because there are regional wage boards," he added.

Labor groups on Monday urged President Ferdinand Marcos Jr. to suspend or scrap fuel taxes and push for wage increases, citing the continued rise in oil prices and the burden on workers.

They also called on the government to use its authority under Republic Act (RA) 11516 to expand tax relief, including cutting or suspending excise taxes, and the value-added tax on fuel. The groups said that these measures, alongside higher wages, were needed to ease the impact of inflation and protect workers' purchasing power.

Under RA 6727, minimum wages are determined by regional

tripartite wage boards composed of labor, employer and government representatives. Lawmakers abandoned the previous practice of legislating wages in 1989, and proponents of the shift said that regional adjustments would better reflect varying economic conditions across the country.

Balisacan reiterated this and said that differences in cost of living, business conditions and labor market dynamics across regions would make a uniform nationwide wage increase impractical.

While Metro Manila faces significantly higher living costs, other regions operate under different economic realities, he pointed out. Applying a single minimum wage rate across all regions could create distortions, particularly in areas where businesses operate on thinner margins.

Balisacan warned that imposing a nationwide wage hike could have unintended consequences for regional economies, including reduced investment inflows and weaker job creation.

"If the minimum wage determined for Metro Manila is applied to other regions, those areas may struggle to attract investors or generate employment," he said.

NIÑA MYKA PAULINE ARCEO

## Inflation could have breached 6% in April

BY NIÑA MYKA PAULINE ARCEO

INFLATION could have hit a three-year high in April as fuel and electricity costs rose due to the war in the Middle East, the Bangko Sentral ng Pilipinas (BSP) said on Wednesday.

Consumer price growth was estimated to have been in the 5.6- to 6.4-percent range, surging from 4.1 percent in March and staying above the central bank's 2.0- to 4.0-percent target.

Inflation at the top end of the BSP's, if realized, would be the highest since April 2023's 6.6 percent.

Data for April will be released by the Philippine Statistics Authority on May 5.

"Inflation risks have intensified amid upward price pressures from significantly higher domestic petroleum prices, rising prices of key

food items such as rice, fish, and meat, increased electricity charges and the peso depreciation," the central bank said in a statement.

"The anticipated decline in vegetable and fruit prices may help temper inflation, but sources of upside price pressures continue to warrant close monitoring," it added.

► BREACHED B4

## Trade shortfall widens to \$4.51B in March

THE country's trade deficit widened in March as exports growth slowed, preliminary data from the Philippine Statistics Authority showed on Thursday.

At \$4.51 billion, the shortfall rose from \$4.50 billion a year earlier and February's \$4.01 billion.

Total trade in goods reached \$20.85 billion, with imports accounting for \$12.68 billion and exports \$8.17 billion, up 12.3 percent and 20.4 percent, respectively, from a year ago.

Exports growth markedly improved from 9.0 percent a year ago and 8.9 in February, while imports slowed from 17.9 percent and 16.6 percent.

Year-to-date, the trade deficit

increased to \$12.80 billion in the first quarter from \$12.45 billion in January-March 2025.

For the three-month period, total merchandise trade ballooned to \$58.20 billion, up from \$52.74 billion, with imports totaling \$35.50 billion and exports hitting \$22.70 billion.

Trade Secretary Cristina Roxas, in a statement, said "March's export performance demonstrates that the government's drive towards higher value products in high-performing industries like electronics, while expanding market opportunities

with targeted and strategic trade and investment promotion initiatives, is helping exporters adapt to evolving global conditions and translating to

export gains."

Electronic products remained the country's top export in March, accounting for \$4.82 billion or 59 percent of total outbound shipments.

Machinery and transport equipment (\$407.2 million, 5.0 percent) and other manufactured goods (\$402.73 million, 4.9 percent) followed.

The United States was again the biggest buyer of Philippine-made goods, accounting for \$1.40 billion or 17.1 percent of the total.

China was the second largest supplier, having sold \$1.50 billion for a 27.6-percent share of total imports.

The rest of the top five were South Korea (\$1.43 billion, 11.3 percent), Japan (\$1.07 billion, 8.4 percent), Indonesia (\$900.73 million, 7.1 percent), and the US (\$804.23 million, 6.3 percent).

CHYRNA GRACE ONG

## Infra spending to stay subdued in H1 – DBM

BUDGET authorities expect first-half infrastructure spending to be "soft" compared to a year earlier due to factors such as frontloading ahead of the May 2025 midterm elections and projects that have yet to be completed.

"Infrastructure disbursements would likely remain soft at least for the first half of the year," the Department of Budget and Management (DBM) said as "base effects of large settlements of accounts payable in Q1 last year persist while the completion of

projects carried over from the previous year is ongoing.

"Nonetheless, the quality of infrastructure spending may benefit from the continuous implementation of [a] strict review and validation process for payment claims, the tighter monitoring of project implementation or completion status and the acceleration of projects affected by unintended delays last year," it added.

Infrastructure and capital outlays for the first two months of the

► SUBDUED B3

## Powell era ends with interest rates on hold

WASHINGTON — Federal Reserve Chairman Jerome Powell closed out eight years as head of the US central bank on Wednesday with interest rates on hold, rising concern about inflation, and an announcement that he would stay on as a Fed governor for now to defend the agency's independence from Trump administration "battering."

Speaking after the end of a two-day policy meeting, Powell said he would "keep a low profile as a

governor" and did not intend to act as a disruptive "high-profile dissident" under his designated successor, Kevin Warsh, whose nomination to lead the Fed cleared the Senate Banking Committee on Wednesday and could be confirmed by the full Senate as soon as two weeks from now, just before Powell's term as central bank chief ends on May 15.

Powell said, however, that a series of Trump administration legal actions, from an effort to fire Fed

Governor Lisa Cook to a criminal probe of Powell, put the decision-making credibility of the central bank at risk and endangered the "bright line" needed between its decisions on interest rates and the short-term concerns of electoral politics and elected officials.

These legal actions by the administration are unprecedented in our 113-year history, and there are ongoing threats of additional such actions. I worry that these attacks are battering the institution and

putting at risk the quality that really matters to the public, which is the

► INTEREST B3

For more Business stories, scan this QR code or visit <https://maniletimes.net/Business>

## Upscaling problem

IT was widely reported that the International Rice Research Institute's (IRRI) Mestizo 120 (M-120) rice variety had yielded a record of nearly 12 metric tons (MT) per hectare in a small plot in Nueva Ecija. The average palay yield in the Philippines is around 4.1 MT, so the harvest in Nueva Ecija is indeed impressive.

There are around 4.8 million hectares of land devoted to palay cultivation in the country. If we can attain a yield double the current national average, we can reduce the size of land devoted to palay and still be able to harvest more than 20 million MT per year. If we raise it further to 10 MT, we will be able to attain near rice self-sufficiency.

The potential contributions to development efforts are enormous. Freed land can be used for real estate and industrial developments. This will cheapen land costs and make real estate more affordable to poor Filipino households, assuming that proper regulation of the real estate industry is undertaken. Similarly, it will reduce the cost of land for factories and help bolster the industrialization thrust.

But this is daydreaming. The problem is that the impressive result obtained by IRRI is a pilot experience. To make real gains in the challenge of increasing overall farm productivity, particularly for rice, it is imperative that the Nueva Ecija farm experience is upscaled. That is where the problem lies.

Our scientists and researchers have produced numerous technologies and innovations in agriculture, but beyond their successful results in the experimental or pilot stage, little success has been achieved in widespread application.

There was the series of hybrid corn varieties produced by the UP Los Baños' Institute of Plant Breeding, of which only a few found cultivation in a massive way. There was the 'sinta' papaya variety — only a handful planted it for large-scale commercial operation. More recently, there is Bio-N fertilizer (which has a nitrogen-fixing bacteria that can substitute for

inorganic urea), again produced by UPLB scientists, that has not gained widespread use among farmers.

I can continue with a litany of innovations successfully carried

► Finer Points B4



FINER POINTS FERMIN D. ADRIANO



**NOTICE OF ANNUAL MEETING OF STOCKHOLDERS**

Notice is hereby given that the Annual Meeting of the Stockholders (AMTS) of **HOLCIM PHILIPPINES, INC.** will be held via remote communication on **May 21, 2026 (Thursday) 8:00 P.M.** in the premises:

The agenda for this said meeting shall be as follows:

1. Call to Order
2. Proof of Notice and Determination of Quorum
3. Approval of Minutes of the Annual Stockholders' Meeting held on May 15, 2025
4. Operations Report and Approval of the Annual Report and Audited Financial Statements for the period ended December 31, 2025
5. Amendment of Articles of Incorporation and By-Laws
6. Ratification of all acts, contracts, resolutions, and appointments of the Board, Committees, and Management
7. Election of Directors
8. Appointment of External Auditor
9. Other Matters
10. Adjournment

Stockholders of record as of April 21, 2026 are entitled to notice of, and may attend and/or participate in the AMTS, on any subsequent business day, via remote communication or voting in absentia. For this purpose, the Stock and Transfer Books of the Corporation shall be closed from April 21, 2026 to May 21, 2026.

Stockholders who wish to participate in the meeting via remote communication and to exercise their vote in absentia must register by filling up the form that can be found at [www.holcim.ph/ams2026](https://www.holcim.ph/ams2026). Online registration will be open from May 27, 2026 at 9:00 A.M. to May 15, 2026 at 5:00 P.M. The procedure for the registration, participation and voting by stockholders may be accessed at [www.holcim.ph/ams2026](https://www.holcim.ph/ams2026) and in the Requirements and Procedures for Voting in Absentia and Participation via Remote Communication (the "Requirements") at the Annual Stockholders Meeting available in the Information Statement. All information requested will be subject to verification and relation by the Corporate Secretary and the Stock Transfer Agent.

Stockholders who wish to appoint a proxy should send a signed proxy of a duly constituted proxy form, together with complete supporting documents set forth in the Requirements, via email to [philippines@holcim.com](mailto:philippines@holcim.com) and not later than May 15, 2026. A valid proxy form, duly signed and delivered to the Corporate Secretary, 76, 78, 80, 82, 84, 86, 88, 90, 92, 94, 96, 98, 100, 102, 104, 106, 108, 110, 112, 114, 116, 118, 120, 122, 124, 126, 128, 130, 132, 134, 136, 138, 140, 142, 144, 146, 148, 150, 152, 154, 156, 158, 160, 162, 164, 166, 168, 170, 172, 174, 176, 178, 180, 182, 184, 186, 188, 190, 192, 194, 196, 198, 200, 202, 204, 206, 208, 210, 212, 214, 216, 218, 220, 222, 224, 226, 228, 230, 232, 234, 236, 238, 240, 242, 244, 246, 248, 250, 252, 254, 256, 258, 260, 262, 264, 266, 268, 270, 272, 274, 276, 278, 280, 282, 284, 286, 288, 290, 292, 294, 296, 298, 300, 302, 304, 306, 308, 310, 312, 314, 316, 318, 320, 322, 324, 326, 328, 330, 332, 334, 336, 338, 340, 342, 344, 346, 348, 350, 352, 354, 356, 358, 360, 362, 364, 366, 368, 370, 372, 374, 376, 378, 380, 382, 384, 386, 388, 390, 392, 394, 396, 398, 400, 402, 404, 406, 408, 410, 412, 414, 416, 418, 420, 422, 424, 426, 428, 430, 432, 434, 436, 438, 440, 442, 444, 446, 448, 450, 452, 454, 456, 458, 460, 462, 464, 466, 468, 470, 472, 474, 476, 478, 480, 482, 484, 486, 488, 490, 492, 494, 496, 498, 500, 502, 504, 506, 508, 510, 512, 514, 516, 518, 520, 522, 524, 526, 528, 530, 532, 534, 536, 538, 540, 542, 544, 546, 548, 550, 552, 554, 556, 558, 560, 562, 564, 566, 568, 570, 572, 574, 576, 578, 580, 582, 584, 586, 588, 590, 592, 594, 596, 598, 600, 602, 604, 606, 608, 610, 612, 614, 616, 618, 620, 622, 624, 626, 628, 630, 632, 634, 636, 638, 640, 642, 644, 646, 648, 650, 652, 654, 656, 658, 660, 662, 664, 666, 668, 670, 672, 674, 676, 678, 680, 682, 684, 686, 688, 690, 692, 694, 696, 698, 700, 702, 704, 706, 708, 710, 712, 714, 716, 718, 720, 722, 724, 726, 728, 730, 732, 734, 736, 738, 740, 742, 744, 746, 748, 750, 752, 754, 756, 758, 760, 762, 764, 766, 768, 770, 772, 774, 776, 778, 780, 782, 784, 786, 788, 790, 792, 794, 796, 798, 800, 802, 804, 806, 808, 810, 812, 814, 816, 818, 820, 822, 824, 826, 828, 830, 832, 834, 836, 838, 840, 842, 844, 846, 848, 850, 852, 854, 856, 858, 860, 862, 864, 866, 868, 870, 872, 874, 876, 878, 880, 882, 884, 886, 888, 890, 892, 894, 896, 898, 900, 902, 904, 906, 908, 910, 912, 914, 916, 918, 920, 922, 924, 926, 928, 930, 932, 934, 936, 938, 940, 942, 944, 946, 948, 950, 952, 954, 956, 958, 960, 962, 964, 966, 968, 970, 972, 974, 976, 978, 980, 982, 984, 986, 988, 990, 992, 994, 996, 998, 1000.

We look forward to your attendance at the Annual Stockholders Meeting.

HOLCIM PHILIPPINES, INC.  
 BLANQUE GOGAN  
 General Counsel & Corporate Secretary

MT - May 1 & 2, 2026

**PHILTRUST BANK**  
 Philippine Trust Company

**NOTICE OF THE ANNUAL MEETING OF THE STOCKHOLDERS**

TO ALL STOCKHOLDERS:

Please be informed that the Annual Meeting of the Stockholders of Philippine Trust Company, also known as PHILTRUST BANK, will be held on **Tuesday, May 26, 2026 at 8:00 A.M. via remote communication** for the election of Directors and the transaction of the following:

**AGENDA**

1. Call to order.
2. Proof of service of the required notice of the meeting.
3. Proof of presence of quorum.
4. Reading and approval of the Minutes of the Annual Meeting of the Stockholders held on May 27, 2025.
5. Approval of the Annual Report to the Stockholders and the Audited Financial Statements for the year 2025.
6. Ratification and approval of all acts and transactions of the Board of Directors, the Committees and the Management, including related party transactions, since the 2025 Annual Meeting of the Stockholders.
7. Appointment of External Auditor.
8. Election of Directors.
9. Other matters.
10. Adjournment.

Only stockholders as of the Record Date of April 15, 2026 are entitled to notice of, and vote at, the said meeting.

Stockholders who intend to participate in the meeting are requested to notify the Bank and to submit the requirements for validation as well as the duly accomplished Ballot/Proxy document through email at [corsec@philtrustbank.com](mailto:corsec@philtrustbank.com) from May 13, 2026 to May 19, 2026. For your convenience, downloadable copies of the Ballot/Proxy forms are available on the Bank's website: <https://www.philtrustbank.com>. The procedure and details for attending the meeting are set forth in the Information Statement and posted on the Bank's website and on PSE Edge.

Manila, April 17, 2026.

By Authority of the Board of Directors,  
 (Sgd.) AGNES B. URBANO  
 FVP/Asst. Corporate Secretary

MT - May 1 & 2, 2026

Business

## Philippine Trust Company announces 2026 annual stockholders' meeting

🕒 May 1, 2026 🗨️ 🗣️ 🗣️ 🗣️



Submit Paper for Publication

International Open Access journal  
ISSN Approved  
Peer Reviewed & Refereed journal

View more

Open

Listen to this article now  
Powered by Trintly Audio

00:00 00:04

**PHILTRUST BANK**  
Philippine Trust Company

**NOTICE OF THE ANNUAL MEETING OF THE STOCKHOLDERS**

TO ALL STOCKHOLDERS:

Please be informed that the Annual Meeting of the Stockholders of Philippine Trust Company, also known as PHILTRUST BANK, will be held on **Tuesday, May 26, 2026 at 8:00 A.M. via remote communication** for the election of Directors and the transaction of the following:

**AGENDA**

1. Call to order.
2. Proof of service of the required notice of the meeting.
3. Proof of presence of quorum.
4. Reading and approval of the Minutes of the Annual Meeting of the Stockholders held on May 27, 2025.
5. Approval of the Annual Report to the Stockholders and the Audited Financial Statements for the year 2025.
6. Ratification and approval of all acts and transactions of the Board of Directors, the Committees and the Management, including related party transactions, since the 2025 Annual Meeting of the Stockholders.
7. Appointment of External Auditor.
8. Election of Directors.
9. Other matters.
10. Adjournment.

Only stockholders as of the Record Date of April 15, 2026 are entitled to notice of, and vote at, the said meeting.

Stockholders who intend to participate in the meeting are requested to notify the Bank and to submit the requirements for validation as well as the duly accomplished Ballot/Proxy document through email at [ptcorsec@philtrustbank.com](mailto:ptcorsec@philtrustbank.com) from May 13, 2026 to May 19, 2026. For your convenience, downloadable copies of the Ballot/Proxy forms are available on the Bank's website: <https://www.philtrustbank.com>. The procedure and details for attending the meeting are set forth in the Information Statement and posted on the Bank's website and on PSE Edge.

Manila, April 17, 2026.

By Authority of the Board of Directors,  
**(Sgd.) AGNES B. URBANO**  
FVP/Asst. Corporate Secretary

NT-May 14 2, 2026

<https://www.manilatimes.net/2025/05/01/business/top-business/philippine-trust-co-philtrust-bank-gives-notice-of-annual-stockholders-meeting/2103435>

PH kept out of US IP rights watchlist

THE Philippines has stayed out of an intellectual property (IP) rights watch list for a 13th straight year with the Office of the US Trade Representative (USTR) citing progress in the country's protection and enforcement efforts.

The United States is particularly concerned with the proliferation of counterfeit pharmaceuticals that are manufactured, sold, and distributed by numerous trading partners," it said.

The USTR cited a 2020 study by the Organization for Economic Cooperation and Development and the European Union Intellectual Property Office where the Philippines, China, India, Indonesia, Pakistan, and Vietnam were said to be leading sources of fake medicines distributed globally.

US-made medicines are particularly targeted and the USTR made recommendations to the Philippines.

> Rights B3

War could slow Asean growth, ministers warn

ASEAN economic ministers on Friday said the war in the Middle East was a growing threat to global energy security and could significantly slow regional growth.

"We expressed deep concern that the current disruptions to key maritime routes, particularly the Strait of Hormuz, where around

one-quarter of global seaborne oil and liquefied natural gas (LNG) exports pass through, with over 80 percent destined for Asia, are posing severe risks to global energy security, fueling persistent volatility in oil and LNG prices, and sharply increasing freight

intra-Asia and logistics costs," the Asean Economic Community Council (AEC) said in a statement issued following April 30 special meeting.

> Growth B2

Spot power market operations resume

OPERATIONS of the Wholesale Electricity Spot Market (WESM) resumed on Friday after regulators lifted an approximately month-long suspension prompted by the war in the Middle East.

"After a thorough review, we have concluded that resuming normal WESM operations is the most suitable course of action at this juncture," Energy Regulatory Commission Chairman and CEO Francis Saturnino Juan said on Friday.

"This will allow electricity prices to more accurately mirror current market conditions while maintaining consumer protection safeguards," he added.

WESM operations were halted on March 26 after Malcafang declared a national energy emergency. Instead of normal market

trading, the ERC implemented special operating guidelines that included prioritizing the dispatch of renewable energy resources and curbing fast investments.

A modified administered pricing mechanism was also adopted. "We observed that although the temporary pricing mechanism was effective in addressing the emergency, prolonging its use could lead to unintended changes in market settlements," Juan said.

The ERC said it would continue to monitor WESM price, fuel supply developments and power system reliability to help ensure stable and reasonable rates for all consumers.

It added that it would not hesitate to again suspend market operations should circumstances warrant.

ED PAOLO SALTING



WORKING ON A HOLIDAY Construction crews assemble a building frame along Bioko Boulevard in Pasay City as the country marked Labor Day on May 1, 2026.

PHOTO BY J. GERARD SEGUIA

MBC calls for tripartite cooperation, good governance

THE Makati Business Club on Friday called for closer tripartite cooperation and good governance to protect workers and the economy from the impact of the war in the Middle East.

In a statement issued to mark Labor Day, the business group

noted that surging oil prices were putting pressure on energy and transport costs, and overall inflation.

With employees faced with hard choices on prices and jobs and workers having to deal with higher living costs, "this makes close co-

operation between government, business and labor essential to ensure targeted support, fair fuel pricing and stronger energy security that protect both the economy and workers."

It also noted the rising use of artificial intelligence and the need

to upskill workers to ensure that their roles are augmented instead of replaced.

"As we mark Labor Day, we call for a balanced and forward-looking approach that addresses immediate economic pressures from the oil crisis while preparing

the workforce for long-term structural shifts driven by technology," the MBC said.

"This includes targeted support for workers most affected by rising fuel and food costs, low income laborers but especially farmers

> Good B3

The cities we deserve

WITH oil close to \$120 per barrel and no end in sight to the conflict in the Middle East, now is the best time to move toward a people-friendly, sustainable urban environment. Most Filipinos have a fairly good idea of the kind of city they would like to have. They recognize such cities whenever they travel abroad, they also have friends or relatives based overseas who describe what it is like living in these cities.

Desirable cities are inclusive and people-oriented. They do not require you to own a car to travel comfortably and reliably. These cities cater mainly to those on foot, on bicycles and who use public transport while cars and motorcycles also have their space. Special attention is given to the needs of persons with disabilities. As a result, these cities work for everyone. People of all ages, different physical abilities and diverse economic classes have access to safe, sufficient, convenient and affordable transportation.

Sidewalks are accessible so that the elderly and persons with physical incapacity do not encounter any barriers when moving outside of their homes. They are able to travel independently without the need for an accompanying person. There are no motor vehicles blocking sidewalks because cars have designated parking areas and enforcement is strict. Walkways, shaded by trees and greenery, are available even at nighttime.

Pedestrian crossings are respected by motorists, vehicles stop as soon as a person steps on the zebra stripes on the road. Traffic signals are pedestrian-friendly, allowing sufficient time to cross intersections. Footbridges are non-existent, pedestrian crossings are at ground level, prioritizing pedestrians over motor vehicles.

There are networks of spacious and continuous protected bike lanes leading to major destinations for which do not intrude. This enables even school children to use bicycles to get to school. At schools, markets, work establishments and other places of interest, there is ample and secure bicycle parking. For those who do not own a bicycle, bike rental and bike-sharing services are available. Employees and



MOBILITY MATTERS ROBERT Y. SIY

HOLCIM NOTICE OF ANNUAL MEETING OF STOCKHOLDERS. Notice is hereby given that the Annual Meeting of the Stockholders of HOLCIM PHILIPPINES, INC. will be held via remote communication on May 21, 2026 (Thursday) at 8:00 PM, in the afternoon.

PHILTRUST BANK Philippine Trust Company NOTICE OF THE ANNUAL MEETING OF THE STOCKHOLDERS. TO ALL STOCKHOLDERS: Please be informed that the Annual Meeting of the Stockholders of Philippine Trust Company, also known as PHILTRUST BANK, will be held on Tuesday, May 26, 2025 at 8:00 A.M. via remote communication for the election of Directors and the transaction of the following:

Business

## Philippine Trust Company announces 2026 annual stockholders' meeting

BY THE MANILA TIMES

MAY 02, 2026 12:01 AM

**PHILTRUST BANK**  
Philippine Trust Company

**NOTICE OF THE ANNUAL MEETING OF THE STOCKHOLDERS**

TO ALL STOCKHOLDERS:

Please be informed that the Annual Meeting of the Stockholders of Philippine Trust Company, also known as PHILTRUST BANK, will be held on **Tuesday, May 26, 2026 at 8:00 A.M. via remote communication** for the election of Directors and the transaction of the following:

**AGENDA**

1. Call to order.
2. Proof of service of the required notice of the meeting.
3. Proof of presence of quorum.
4. Reading and approval of the Minutes of the Annual Meeting of the Stockholders held on May 27, 2025.
5. Approval of the Annual Report to the Stockholders and the Audited Financial Statements for the year 2025.
6. Ratification and approval of all acts and transactions of the Board of Directors, the Committees and the Management, including related party transactions, since the 2025 Annual Meeting of the Stockholders.
7. Appointment of External Auditor.
8. Election of Directors.
9. Other matters.
10. Adjournment.

Only stockholders as of the Record Date of April 15, 2026 are entitled to notice of, and vote at, the said meeting.

Stockholders who intend to participate in the meeting are requested to notify the Bank and to submit the requirements for validation as well as the duly accomplished Ballot/Proxy document through email at [ptcorsec@philtrustbank.com](mailto:ptcorsec@philtrustbank.com) from May 13, 2026 to May 19, 2026. For your convenience, downloadable copies of the Ballot/Proxy forms are available on the Bank's website: <https://www.philtrustbank.com>. The procedure and details for attending the meeting are set forth in the Information Statement and posted on the Bank's website and on PSE Edge.

Manila, April 17, 2026.

By Authority of the Board of Directors,  
**(Sgd.) AGNES B. URBANO**  
FVP/Asst. Corporate Secretary

MT - May 1 & 2, 2026

<https://www.manilatimes.net/2026/05/02/business/philippine-trust-company-announces-2026-annual-stockholders-meeting/2327831/amp>

**SECURITIES AND EXCHANGE COMMISSION  
SEC FORM 20 - IS  
INFORMATION STATEMENT PURSUANT TO SECTION 20  
OF THE SECURITIES REGULATION CODE**

1. Check the appropriate box:

- Preliminary Information Statement  
 Definitive Information Statement



2. Name of registrant as specified in its charter

Philippine Trust Company also known as PHILTRUST BANK

3. Province, country or other jurisdiction of incorporation

Manila, Philippines

4. SEC Identification Number - PW00000105

5. BIR Tax Identification Code - 000-541-102

6. Address of Principal Office - Philtrust Bank Building  
1000 United Nations Avenue corner  
San Marcelino Street, Manila

Postal Code - 1007

7. Telephone Number - (632) 8524-90-61

8. Date, time and place of the meeting of security holders

**May 26, 2026** at 8:00 A.M. via remote communication

9. Approximate date on which the Information Statement is first to be sent or given to security holders

**May 5, 2026**

10. Securities registered pursuant to Sections 8 and 12 of the Securities Regulation Code (information on number of shares and amount of debt is applicable only to corporate registrants):

| Title of class | Number of shares of common stock |
|----------------|----------------------------------|
| Common shares  | 1,000,000,000                    |

11. Are any or all of registrant's securities listed on a Stock Exchange?

Yes / No     

If yes, disclose the name of such stock exchange and the class of securities listed therein:

The Bank's 1,000,000,000 common shares are listed in the Philippine Stock Exchange.

**PART I.**

**INFORMATION REQUIRED IN THE INFORMATION STATEMENT**

**WE ARE NOT ASKING YOU FOR A PROXY AND YOU ARE REQUESTED NOT TO SEND US A PROXY. PHILTRUST BANK IS NOT SOLICITING PROXIES.**

**A. GENERAL INFORMATION**

**Item 1. Date, Time and Place of Meeting of Security Holders:**

Date : May 26, 2026  
Time : 8:00 A.M.  
Place : The meeting will be conducted via remote communication.

Mailing Address of the Bank:

Philtrust Bank Building  
1000 United Nations Avenue corner San Marcelino Street  
Manila

The Information Statement is first to be sent to security holders approximately on May 5, 2026.

**Item 2. Right of Appraisal**

Title X of the Revised Corporation Code of 2019 (RCC), provides that any stockholder of a corporation shall have the right to dissent and demand payment of the fair value of the shares in the following instances:

- (a) In case an amendment to the articles of incorporation has the effect of changing or restricting the rights of any stockholder or class of shares, or of authorizing preferences in any respect superior to those outstanding shares of any class, or of extending or shortening the term of corporate existence;
- (b) In case of sale, lease, exchange, transfer, mortgage, pledge or other disposition of all or substantially all of the corporate property and assets;
- (c) In case of merger or consolidation; and
- (d) In case of investment of corporate funds for any purpose other than the primary purpose of the corporation.

The dissenting stockholder who voted against a proposed corporate action may exercise the right of appraisal by making a written demand on the corporation for the payment of the fair value of shares held within thirty (30) days from the date on which the vote was taken, provided that failure to make the demand within such period shall be deemed a waiver of the appraisal right.

There are no items in the Agenda that would cause the exercise by the stockholders of their right of appraisal.

**Item 3. Interest of Certain Persons in, or Opposition to, Matters to be Acted Upon**

- a. Other than their election to office, and the ratification of the related party transactions which were duly approved by the Board in the ordinary course of business, there are no matters to be acted upon by the stockholders in which any Director, Nominee for Directorship or Executive Officer of the Bank, at any time since the beginning of the last fiscal year, is involved or had a direct, indirect or substantial interest. No one of the Directors, Nominees for Directorship or Executive Officers has an Associate.
- b. No one has informed the Bank of his opposition to any matters to be acted upon by the stockholders.

## **B. CONTROL AND COMPENSATION INFORMATION**

### **Item 4 (a) Voting Securities and Principal Holders Thereof**

Stockholders as of the Record Date of April 15, 2026 shall be entitled to notice of, and to vote at, the Annual Stockholders' Meeting to be held on May 26, 2026. Stockholders entitled to vote shall have the right to vote the number of shares of stock standing in their own names in the books of the Corporation. Each share is entitled to one vote. However, in the election of Directors, every stockholder may cumulate his shares in accordance with the provisions of TITLE III Sec. 23 of the Revised Corporation Code. Hence, stockholder may (a) vote such number of shares for as many persons as there are directors to be elected; (b) cumulate said shares and give one (1) candidate as many votes as the number of directors to be elected multiplied by the number of the shares owned; or (c) distribute them on the same principle among as many candidates as may be seen fit: Provided, That the total number of votes cast shall not exceed the number of shares owned by the stockholders as shown in the books of the Corporation multiplied by the whole number of directors to be elected.

There is no condition precedent to the exercise of the cumulative voting rights in the election of directors.

Every stockholder entitled to vote at any meeting of the stockholders may so vote by proxy, provided that the proxy shall have been appointed in writing by the stockholder himself or by his duly authorized representative and submitted to the Office of the Corporate Secretary **no later than May 19, 2026** which is five (5) banking days prior to the scheduled meeting.

### **(b) Equity Ownership of Foreigners as of March 31, 2026:**

| Name of Stockholders                 | Citizenship  | Class of Share | No. of Shares Subscribed and Paid | %       |
|--------------------------------------|--------------|----------------|-----------------------------------|---------|
| 1. PCD Nominee Corp.                 | Non-Filipino | Common         | 227,718                           | 0.0228  |
| 2. Botschaft N. Cheng or Sevilla Ngo | Taiwanese    | Common         | 1                                 | 0.0000  |
|                                      |              |                | -----                             | -----   |
|                                      |              |                | Total                             |         |
|                                      |              |                | 227,719                           | 0.0228% |
|                                      |              |                | =====                             | =====   |

### **(c) Security Ownership of Certain Record and Beneficial Owners of More Than 5% as of March 31, 2026:**

| Title of Class | Name, Address of Record Owner and Relationship to Issuer                   | Name of Beneficial Owner and Relationship to Record Owner  | Citizenship | No. of Shares Held | Percent  |
|----------------|--|--|-------------|--------------------|----------|
| Common Shares  | Philtrust Realty Corporation<br>P.O. Box 1848, Manila<br>Major Stockholder | U.S. Automotive Co., Inc.<br><i>Major Stockholder</i><br><br>Dr. Emilio C. Yap III<br><i>Authorized Representative</i> | Filipino    | 269,000,014        | 26.9000% |

| Title of Class | Name, Address of Record Owner and Relationship to Issuer                                    | Name of Beneficial Owner and Relationship to Record Owner  | Citizenship | No. of Shares Held | Percent  |
|----------------|---|--|-------------|--------------------|----------|
| Common Shares  | U.S. Automotive Co., Inc.<br>P.O. Box 3399,<br>Manila<br>Major Stockholder                  | Yap Family<br><i>Major Stockholders</i><br><br>Basilio C. Yap<br><i>Authorized Representative</i>            | Filipino    | 209,873,774        | 20.9874% |
| Common Shares  | Seabreeze Enterprises, Inc.<br>P.O. Box 4279, Manila<br>Major Stockholder                   | Basilio C. Yap<br><i>Major Stockholder</i><br><br>Basilio C. Yap<br><i>Authorized Representative</i>         | Filipino    | 194,746,709        | 19.4747% |
| Common Shares  | Orient Enterprises, Inc.<br>P.O. Box 3435, Manila<br>Major Stockholder                      | Yap-Gaw Family<br><i>Major Stockholders</i><br><br>Anthony Joseph Y. Gaw<br><i>Authorized Representative</i> | Filipino    | 184,783,230        | 18.4783% |
| Common Shares  | Pioneer Insurance & Surety Corporation<br>P.O. Box 1437 MCC,<br>Makati<br>Major Stockholder | Pioneer Inc.<br><i>Major Stockholder</i><br><br>Ernesto O. Chan<br><i>Authorized Representative</i>          | Filipino    | 70,950,696         | 7.0951%  |

Philtrust Realty Corporation, which owns 26.9% of Philtrust Bank's total issued and outstanding shares, is 98.37% owned by U.S. Automotive Co., Inc.

U.S. Automotive Co., Inc. which directly owns 20.9874% of Philtrust Bank is, in turn, owned by the Yap family.

Seabreeze Enterprises, Inc., which owns 19.4747% of Philtrust Bank, is majority-owned by Chairman Emeritus Basilio C. Yap.

Orient Enterprises, Inc., which owns 18.4783% of Philtrust Bank, is majority-owned by the Yap-Gaw Family.

Chairman Emeritus Basilio C. Yap, Vice Chairman Emilio C. Yap III and Director Benjamin C. Yap directly owns 0.1389%, 0.0183% and 0.0019% of Philtrust Bank, respectively. Additionally, they have indirect ownerships of the Bank through their holdings in the principal corporate stockholders.

Director Ernesto O. Chan and the Pioneer Group of Companies collectively own 10% of Philtrust Bank.

All other incumbent Directors own nominal qualifying shares while key Officers have insignificant holdings.

Total shares in the name of PCD Nominee Corporation stood at 19,258,892 as of March 31, 2026, with no material transfers for the past years.

The One Billion total issued and outstanding shares are **entirely common shares** with equal voting right per share.

**(d) Security Ownership of Management as of March 31, 2026:**

**INCUMBENT DIRECTORS**

| Title of Class | Name of Beneficial Owner  | Amount of Holdings<br>(PV = ₱10.00/share) | Nature of Beneficial Ownership  | Citizenship | Percent of Holdings |
|----------------|---|---|---------------------------------|-------------|---------------------|
| Common Shares  | 1. Gen. Hermogenes C. Esperon, Jr., (Ret.)<br><i>Chairman and Independent Director</i>  | ₱ 1,000.00                                | Indirect thru PCD Nominee Corp. | Filipino    | 0.0000              |
| Common Shares  | 2. Dr. Jaime C. Laya<br><i>Vice Chairman and President</i>                              | ₱ 333,250.00                              | Direct                          | Filipino    | 0.0033              |
| Common Shares  | 3. Sr. Justice Josue N. Bellosillo (Ret.)<br><i>Vice Chairman and Corporate Counsel</i> | ₱ 15,120.00                               | Direct                          | Filipino    | 0.0002              |
| Common Shares  | 4. Dr. Emilio C. Yap III<br><i>Vice Chairman</i>  | ₱ 1,832,630.00                            | Direct                          | Filipino    | 0.0183              |
| Common Shares  | 5. Chief Justice Hilario G. Davide, Jr. (Ret.)<br><i>Director</i>                       | ₱ 10,000.00                               | Direct                          | Filipino    | 0.0001              |
| Common Shares  | 6. Mr. Ernesto O. Chan<br><i>Director</i>   | ₱ 175,660.00                              | Direct                          | Filipino    | 0.0018              |
| Common Shares  | 7. Mr. Benjamin C. Yap<br><i>Director</i>   | ₱ 193,100.00                              | Direct                          | Filipino    | 0.0019              |
| Common Shares  | 8. Ms. Miriam C. Cu<br><i>Director and Senior Vice President</i>                        | ₱ 5,488,810.00                            | Direct                          | Filipino    | 0.0549              |
| Common Shares  | 9. Mr. Tomas V. Apacible<br><i>Director</i>   | ₱ 15,120.00                               | Direct                          | Filipino    | 0.0002              |
| Common Shares  | 10. Cong. Maria Georgina P. De Venecia<br><i>Independent Director</i>                   | ₱ 1,000.00                                | Indirect thru PCD Nominee Corp. | Filipino    | 0.0000              |
| Common Shares  | 11. Mr. Calixto V. Chikiamco<br><i>Independent Director</i>                             | ₱ 1,000.00                                | Indirect thru PCD Nominee Corp. | Filipino    | 0.0000              |
| Common Shares  | 12. Dr. Beatrice Jane L. Ang<br><i>Independent Director</i>                             | ₱ 1,000.00                                | Indirect thru PCD Nominee Corp. | Filipino    | 0.0000              |

## INCUMBENT OFFICERS

| Title of Class | Name of Beneficial Owner                                      | Amount of Holdings (PV = ₱10.00/share) | Nature of Beneficial Ownership | Citizenship | Percent of Holdings |
|----------------|---|--|--------------------------------|-------------|---------------------|
| Common Shares  | Ms. Virginia S. Choa-Shi<br><i>Executive Vice President</i>   | ₱ 5,050.00                             | Direct                         | Filipino    | 0.0001%             |
| Common Shares  | Ms. Luisa A. Lucin<br><i>SVP/Principal Accounting Officer</i> | ₱ 52,600.00                            | Direct                         | Filipino    | 0.0005%             |
| Common Shares  | Atty. Agnes B. Urbano<br><i>FVP/Asst. Corporate Secretary</i> | ₱ 66,710.00                            | Direct                         | Filipino    | 0.0007%             |
| Common Shares  | Mr. Benito D. Chua<br><i>VP/Treasurer</i>                     | ₱ 15,120.00                            | Direct                         | Filipino    | 0.0002%             |

## INCUMBENT DIRECTORS AND OFFICERS AS A GROUP

|               |                        |                 |
|---------------|------------------------|-----------------|
| Common Shares | ₱8,207,170.00<br>===== | 0.082%<br>===== |
|---------------|------------------------|-----------------|

### **(e) Voting Trust Holders of 5% or More**

The Bank has no voting trust holders.

### **(f) Change in Control Since the Beginning of the Last Fiscal Year**

No change in control has occurred since January 1, 2025.

## **Item 5. Directors and Executive Officers:**

### **(a) Incumbent Directors of the Bank:**

| Name   | Position                          | Age* | Citizenship | Length of Service |
|--|-----------------------------------|------|-------------|-------------------|
| 1. Gen. Hermogenes C. Esperon, Jr. (Ret.)      | Chairman and Independent Director | 73   | Filipino    | 2022 to date      |
| 2. Dr. Jaime C. Laya                           | Vice Chairman                     | 86   | Filipino    | More than 5 years |
| 3. Senior Justice Josue N. Bellosillo (Ret.)   | Vice Chairman                     | 92   | Filipino    | More than 5 years |
| 4. Dr. Emilio C. Yap III                       | Vice Chairman                     | 54   | Filipino    | More than 5 years |
| 5. Chief Justice Hilario G. Davide, Jr. (Ret.) | Director                          | 90   | Filipino    | More than 5 years |
| 6. Mr. Ernesto O. Chan                         | Director                          | 79   | Filipino    | More than 5 years |
| 7. Mr. Benjamin C. Yap                         | Director                          | 79   | Filipino    | More than 5 years |
| 8. Ms. Miriam C. Cu                            | Director                          | 66   | Filipino    | More than 5 years |
| 9. Mr. Tomas V. Apacible                       | Director                          | 79   | Filipino    | More than 5 years |
| 10. Cong. Maria Georgina P. De Venecia         | Independent Director              | 76   | Filipino    | 2021 to date      |
| 11. Mr. Calixto V. Chikiamco                   | Independent Director              | 75   | Filipino    | 2021 to date      |
| 12. Dr. Beatrice Jane L. Ang                   | Independent Director              | 44   | Filipino    | 2022 to date      |

\*As of December 31, 2025

As provided for in the By-Laws, the corporate powers of the Corporation shall be exercised, its business conducted, and its property controlled by a Board of Directors, which shall consist of twelve (12) in number. Directors shall be chosen by the stockholders at the annual meeting, and shall hold office for one (1) year and until their successors are elected and qualified.

Accordingly, twelve (12) Directors were elected during the Annual Stockholders' Meeting held last May 27, 2025 to hold office for a term of one (1) year and until their successors are elected and qualified. The Corporate Governance Committee has determined that all said Directors possess all the qualifications and none of the disqualifications for directors as mandated by the RCC, Securities Regulation Code (SRC) and its implementing Rules and Regulations. Particularly, the Bank has consistently complied with SRC Rule 38 on nomination and election of independent directors.

Moreover, Vice Chairman Jaime C. Laya who currently serves as Chairman of the Board of Trustees of the Cultural Center of the Philippines (CCP), has obtained the required Authorization, signed by CCP President Maria Margarita Moran-Floirendo, allowing him to be the President of Philtrust Bank. As for Independent Director De Venecia who was elected Congresswoman representing the 4th District of Pangasinan effective June 30, 2025, the House of Representatives allows its Members to take on any private engagements without having to secure permission or consent from the Speaker of the House. No other Director currently holds government position or is connected with the government.

The Directors' attendance in the 2025 ASM is presented under **Item 18** while their attendance in the 2025 Board meetings and Board Committee meetings are detailed as follows:

Attendance  
2025 Board of Directors' Meetings  
(Total Number of Meetings Held = 14)

| <b>Members of the Board of Directors</b>  | <b>No. of Meetings Attended</b> |
|---|---------------------------------|
| 1. Gen. Hermogenes C. Esperon, Jr. (Ret.)<br>Chairman and Independent Director    | 13                              |
| 2. Dr. Jaime C. Laya, Vice Chairman and President                                 | 14                              |
| 3. Sr. Justice Josue N. Bellosillo (Ret.),<br>Vice Chairman and Corporate Counsel | 14                              |
| 4. Dr. Emilio C. Yap III, Vice Chairman   | 14                              |
| 5. Chief Justice Hilario G. Davide, Jr. (Ret.), Director                          | 12                              |
| 6. Mr. Ernesto O. Chan, Director  | 13                              |
| 7. Mr. Benjamin C. Yap, Director  | 14                              |
| 8. Ms. Miriam C. Cu, Director and Senior Vice President                           | 14                              |
| 9. Mr. Tomas V. Apacible, Director  | 14                              |
| 10. Mrs. Maria Georgina P. De Venecia, Independent Director                       | 14                              |
| 11. Mr. Calixto V. Chikiamco, Independent Director                                | 14                              |
| 12. Dr. Beatrice Jane L. Ang, Independent Director                                | 14                              |

Attendance  
Board Committee Meetings  
2025

| <b>Executive Committee</b>                     | <b>Total Meetings Held</b> | <b>No. of Meetings Attended</b> |
|--|----------------------------|---------------------------------|
| Dr. Jaime C. Laya, Chairman                    | 12                         | 12                              |
| Sr. Justice Josue N. Bellosillo (Ret.), Member | 12                         | 12                              |
| Dr. Emilio C. Yap III, Member                  | 12                         | 12                              |
| Ms. Miriam C. Cu, Member                       | 12                         | 12                              |
| Mr. Tomas V. Apacible, Member                  | 12                         | 12                              |
| Gen. Hermogenes C. Esperon, Jr. (Ret.)*        | 7                          | 7                               |
| Mr. Ernesto O. Chan*                           | 7                          | 7                               |

\*Member until July 31, 2025

| <b>Trust and Investment Committee</b>                 | <b>Total Meetings Held</b> | <b>No. of Meetings Attended</b> |
|---|----------------------------|---------------------------------|
| Chief Justice Hilario G. Davide, Jr. (Ret.), Chairman | 4                          | 2                               |
| Dr. Jaime C. Laya, Member (President)                 | 4                          | 3                               |
| Mr. Calixto V. Chikiamco, Member (ID)                 | 4                          | 4                               |
| Mr. Benjamin C. Yap, Member                           | 4                          | 4                               |
| Ms. Hazel M. Navarro, Member (Trust Officer)          | 4                          | 4                               |

| <b>Audit Committee</b>                              | <b>Total Meetings Held</b> | <b>No. of Meetings Attended</b> |
|---|----------------------------|---------------------------------|
| Dr. Beatrice Jane L. Ang, Chairman (ID)             | 9                          | 9                               |
| Gen. Hermogenes C. Esperon, Jr. (Ret.), Member (ID) | 9                          | 7                               |
| Mr. Ernesto O. Chan, Member                         | 9                          | 7                               |

| <b>Board Risk Oversight Committee</b>               | <b>Total Meetings Held</b> | <b>No. of Meetings Attended</b> |
|---|----------------------------|---------------------------------|
| Mr. Calixto V. Chikiamco, Chairman (ID)             | 5                          | 5                               |
| Chief Justice Hilario G. Davide, Jr. (Ret.), Member | 5                          | 5                               |
| Dr. Beatrice Jane L. Ang, Member (ID)               | 5                          | 5                               |

| <b>Related Party Transactions Committee</b>         | <b>Total Meetings Held</b> | <b>No. of Meetings Attended</b> |
|---|----------------------------|---------------------------------|
| Cong. Ma. Georgina P. De Venecia, Chairman (ID)     | 9                          | 7                               |
| Gen. Hermogenes C. Esperon, Jr. (Ret.), Member (ID) | 9                          | 9                               |
| Mr. Calixto V. Chikiamco, Member (ID)               | 9                          | 9                               |
| Chief Justice Hilario G. Davide, Jr. (Ret.), Member | 9                          | 9                               |

| <b>Corporate Governance Committee</b>                 | <b>Total Meetings Held</b> | <b>No. of Meetings Attended</b> |
|---|----------------------------|---------------------------------|
| Gen. Hermogenes C. Esperon, Jr. (Ret.), Chairman (ID) | 4                          | 4                               |
| Cong. Ma. Georgina P. De Venecia, Member (ID)         | 4                          | 4                               |
| Dr. Beatrice Jane L. Ang, Member (ID)                 | 4                          | 4                               |
| Chief Justice Hilario G. Davide, Jr. (Ret.), Member   | 4                          | 4                               |

| <b>Board I.T. Committee</b>                           | <b>Total Meetings Held</b> | <b>No. of Meetings Attended</b> |
|---|----------------------------|---------------------------------|
| Gen. Hermogenes C. Esperon, Jr. (Ret.), Chairman (ID) | 10                         | 10                              |
| Dr. Emilio C. Yap III, Member                         | 10                         | 10                              |
| Mr. Calixto V. Chikiamco, Member (ID)                 | 10                         | 8                               |

### **Corporate Governance Seminar**

In compliance with the Bank’s Manual on Corporate Governance (MCG), as amended, the Directors and Key Officers regularly attend annual corporate governance seminars. The latest of which was conducted by the Institute of Corporate Directors last November 8, 2025. The annual continuing training program makes certain that directors and key officers are updated on business developments, regulatory environments and digital innovations. Matters discussed include cybersecurity governance, risk management, sustainable development goals and valuable framework for setting strategies relevant to banking operations.

### **Annual Self-Assessments of Directors and of the Board**

The performance of the Board of Directors as a collegial body is assessed annually to determine its effectiveness and to ensure the optimum mix of competencies and backgrounds.

The performance of each Director is likewise assessed annually to measure individual competence and to ensure that each Director continuously possesses all the qualifications and none of the disqualifications for bank directors.

Please refer to Annex “A” hereto attached for relevant information on the Members of the Board of Directors.

**(b) Incumbent Corporate/Executive Officers of the Bank:**

| Name                                      | Position  | Age* | Citizenship |
|---|---|------|-------------|
| Mr. Basilio C. Yap                        | Chairman Emeritus   | 76   | Filipino    |
| Gen. Hermogenes C. Esperon, Jr. (Ret.)    | Chairman of the Board   | 73   | Filipino    |
| Dr. Jaime C. Laya                         | Vice Chairman and President<br><i>(Former Chairman, Monetary Board and Governor, Central Bank of the Philippines)</i> | 86   | Filipino    |
| Senior Justice Josue N. Bellosillo (Ret.) | Vice Chairman and Corporate Counsel<br><i>(Retired Senior Justice of the Supreme Court)</i>                           | 92   | Filipino    |
| Dr. Emilio C. Yap III                     | Vice Chairman   | 54   | Filipino    |
| Atty. Agnes B. Urbano                     | Asst. Corporate Secretary   | 64   | Filipino    |
| Atty. Rennial C. Mailom                   | Asst. Corporate Secretary   | 51   | Filipino    |

\*Age as of December 31, 2025

No one of the aforesaid Officers has any substantial interest, direct or indirect, in the matters that were acted upon by the stockholders in their 2025 annual meeting.

Except for President Laya who is currently the Chairman of the Board of Trustees of the Cultural Center of the Philippines, no other Officers of the Bank currently holds government position or is connected with the government

Please refer to Annex "A" hereto attached for relevant information on the said Officers of the Bank.

At the 2025 Organizational Meeting, the Board re-organized its Committees, namely: (1) Executive; (2) Trust and Investment; (3) Audit; (4) Board Risk Oversight; (5) Corporate Governance; (6) Related Party Transactions; and (7) Board I.T. Their respective Chairman and members were elected for a term of one (1) year effective June 2, 2025 consistent with the recommendations of the Code of Corporate Governance for Publicly-Listed Companies under SEC Memo Circular No. 19, Series of 2016. The Board Committees were duly represented in the last two (2) Annual Meetings of the Stockholders.

**(c) Nominees for Directors of the Bank for the Ensuing Year 2026 - 2027:**

In the evaluation of the credentials of each Nominee for Directorship of the Bank for the ensuing year 2026 – 2027, the Committee has considered, adopted and complied with SRC Rule 38, SEC Memo Circulars No. 19 (s. 2016) and No. 7 (s. 2026) and other relevant issuances before approving and endorsing their nomination. No one declined his/her nomination.

With Mr. Basilio C. Yap as Chairman Emeritus, the Nominees for the positions of the twelve (12) Directors of the Bank for the ensuing year 2026 - 2027 consist of five (5) Independent Directors and seven (7) Regular Directors, namely:

1. Gen. Hermogenes C. Esperon, Jr. (Ret.), Independent Director
2. Dr. Jaime C. Laya
3. Sr. Justice Josue N. Bellosillo (Ret.)
4. Dr. Emilio C. Yap III
5. Chief Justice Hilario G. Davide, Jr. (Ret.)
6. Mr. Ernesto O. Chan
7. Mr. Benjamin C. Yap
8. Ms. Miriam C. Cu
9. Cong. Maria Georgina P. De Venecia, Independent Director
10. Mr. Calixto V. Chikiamco, Independent Director
11. Dr. Beatrice Jane L. Ang, Independent Director
12. Atty. Juan D. De Zuñiga, Jr., Independent Director

Eleven (11) of the Nominees are incumbent Directors of the Bank who, during their respective tenure, have continuously possessed all the qualifications and none of the disqualifications for corporate directorship mandated by the RCC and other relevant laws and regulations.

Atty. De Zuñiga is the 12<sup>th</sup> Nominee who is being nominated for Independent Director. He is a former Member of the Monetary Board, the policy determining body of the Bangko Sentral ng Pilipinas (BSP), having served his full six-year term from 2014 to 2020. Prior thereto, he was a Deputy Governor, the General Counsel, and Head of the Security Printing Complex, all at the BSP, which positions he held in a concurrent capacity from 2010 to 2013. The areas of his exposure included legal counseling, human resource management, budgeting, corporate planning, governance, bank supervision, anti-money laundering and currency printing.

At the BSP, he was actively involved in the initiation of legislative bills which were enacted as landmark laws, specifically, the Anti-Money Laundering Act (Republic Act No. 9160), the Payment and Settlement Systems Act (Republic Act No. 11127), and the Amendments to the BSP Charter (Republic Act No. 11211), which broadened the supervisory powers of the BSP to cover fintech entities. Also at the BSP, he was the executive editor of the three-volume Annotations of the Banking Laws of the Philippines which the BSP published in 2010, 2011 and 2012.

Presently, he is an Independent Director in Salmon Rural Bank, in G-Xchange, Inc., in Philippine Airlines, Inc., in Manila Bulletin Publishing Corporation and in Abacore Capital Holdings Corporation and in two of its subsidiaries. He previously held directorships in Philippine Deposit Insurance Corporation (2021 to 2024) and in Philippine Payments Management, Inc. (2022 to 2023). He is also a Senior Counsel in the Divina Law Office where he renders advisory assistance on bank supervision and anti-money laundering issues.

He took up his Bachelor of Arts and Bachelor of Laws at Far Eastern University. He was a fifth placer in the 1970 Bar examinations. In 2018, FEU conferred on him an Outstanding Alumnus Award.

The security ownership of Atty. De Zuñiga at Philtrust Bank is as follows:

| Title of Class | Name of Beneficial Owner  | Amount of Holdings (PV = ₱10.00/share) | Nature of Beneficial Ownership        | Citizenship | Percent of Holdings |
|----------------|---|--|---------------------------------------|-------------|---------------------|
| Common Shares  | Atty. Juan D. De Zuñiga, Jr.<br><i>Nominee for Independent Director</i> | ₱1,000.00                              | Indirect thru PCD Nominee Corporation | Filipino    | 0.0000              |

The Corporate Governance Committee had also determined that the Nominees for Independent Directors are compliant with the Requirements on Nomination and Election of Independent Directors under said SRC Rule 38 and SEC Memo Circular Nos. 19 and 7.

The Nominees for Regular Directors were nominated by U.S. Automotive Co., Inc. and Philtrust Realty Corporation while those for Independent Directors were nominated by Mr. Tomas V. Apacible. Mr. Apacible is not related to any of the nominees for independent directors.

Except for Vice Chairman Laya and Independent Director De Venecia, no other nominee for directorship currently holds government position or is connected with the government.

Directors Davide and De Venecia are currently affiliated with the Manila Bulletin Publishing Corporation as Vice Chairman and Independent Director, respectively, and Independent Director Nominee Atty. De Zuñiga is presently also an Independent Director in Manila Bulletin.

No one of the Nominees for Independent Director had served the Bank in such capacity for more than nine (9) years reckoned from their respective first election as Independent Director of the Bank.

Please refer to Annexes "A-1" to "A-5" for the Certifications of Independent Directors/Nominees.

The Incumbent Chairman and Members of the Corporate Governance Committee are as follows:

1. Gen. Hermogenes C. Esperon, Jr. (Ret.) - Chairman (Independent Director)
2. Cong. Maria Georgina P. De Venecia - Member (Independent Director)
3. Dr. Beatrice Jane L. Ang - Member (Independent Director)
4. Chief Justice Hilario G. Davide, Jr. (Ret.) - Member

**(d) Corporate/Executive Officers for the Ensuing Year 2026 - 2027:**

The appointment and hiring of new Officers as well as the reappointment/promotion of the incumbent Officers of the Bank for the ensuing year 2026 - 2027 will be acted upon by the Board of Directors in its organizational meeting to be held immediately after the adjournment of the 2026 ASM.

**(e) Significant Employees**

The Bank values the importance of each employee, whether officer or staff, and recognizes their significant contributions to the Bank's business and growth.

**(f) Family Relations**

Chairman Emeritus Basilio C. Yap, Vice-Chairman Emilio C. Yap III and Director Benjamin C. Yap are relatives by consanguinity.

**(g) Involvement in Certain Legal Proceedings**

During the past five (5) years up to the present, the Bank has no knowledge that any of its incumbent directors, nominees for directorship or incumbent executive officers is a party to, or any of their properties is subject of, any of the hereunder events that are material to an evaluation of their ability or integrity, as follows:

- (1) Any bankruptcy petition filed by or against any business of which such person was a general partner or executive officer either at the time of the bankruptcy or within two (2) years prior thereto;
- (2) Any conviction by final judgment in a criminal proceeding, domestic or foreign, or being subject to a pending criminal proceeding, domestic or foreign, excluding traffic violations and other minor offense;
- (3) Being subject to any order, judgment, or decree, not subsequently reversed, suspended or vacated, of any court of competent jurisdiction, domestic or foreign, permanently or temporarily enjoining, barring, suspending or otherwise limiting his involvement in any type of business, securities, commodities or banking activities; and
- (4) Being found by a domestic or foreign court of competent jurisdiction (in civil action), the Commission or comparable foreign body, or a domestic or foreign Exchange or other organized trading market or self regulatory organization, to have violated a securities or commodities law or regulation and the judgment has not been reversed, suspended, or vacated.

## **(h) Certain Relationships and Related Transactions**

The Bank does not have a parent company, subsidiary or any transactions with promoters.

The Bank's related parties include any party that the Bank exerts direct or indirect control over or that exerts direct or indirect control over the Bank; the Bank's directors, officers, shareholders and their related interests (DOSRI); their close family members; as well as corresponding persons in affiliated companies; and such other persons or juridical entities whose interests may pose potential conflict with the interest of the Bank.

Related party transactions (RPTs) refer to dealings with the Bank's related parties, regardless of whether a price is charged. RPTs likewise include outstanding transactions that were entered into with an unrelated party that subsequently becomes a related party.

Consistent with the Rules on Material Related Party Transactions for Publicly-Listed Companies under SEC Memorandum Circular No. 10, Series of 2019, the Board has oversight responsibility in ensuring that RPTs are handled with integrity, in a sound and prudent manner, on an arm's length basis and compliant with applicable laws and regulations to protect the interest of the stakeholders. The Directors are required to fully disclose to the Board all facts related to material RPTs as well as their direct and indirect financial interest in any transaction that may affect the company. Such disclosure shall be made at the Board meeting where the material RPT will be presented for approval.

As defined under said SEC Circular, material RPT refers to any related party transaction/s, either individually, or in aggregate over a 12-month period with the same related party, amounting to 10% or higher of a company's total assets based on its latest audited financial statement.

The Bank had no related party transactions in 2025 that breached the 10% materiality threshold as would necessitate submission of a report to SEC under its Memorandum Circular No. 10.

As per Notes to Financial Statements for the Years 2025 and 2024, the RPTs consisted of loans and receivables, investments in equity securities, deposit liabilities, rent income/expense and other transactions with entities under common management for services rendered by related parties that are included in the Other Operating Expenses of the Bank.

Said transactions were done on an arm's length basis and on substantially the same terms, such as rate of interest, collateral, surety, maturity, purpose and service charge, among others, as those prevailing at the time for transactions with non-related parties of comparable risks. They did not involve more than the normal risk of collectability or present other unfavorable conditions. They were extensively evaluated and reviewed by the RPT Committee prior to their endorsement to the Board.

## **Item 6. Compensation of Directors and Executive Officers**

### **(a) Directors:**

Sec. 29 Title III of the RCC provides that in the absence of any provision in the By-Laws fixing their compensation, the directors shall not receive any compensation in their capacity as such, except for reasonable per diems x x x.

Philtrust Bank Directors do not receive compensation in their capacity as directors inasmuch as there is no provision in the Bank's By-Laws fixing their compensation. However, they receive per diem of ₱80,000.00 plus ₱20,000.00 transportation allowance per Board meeting attended, and an additional ₱10,000.00 per diem per Board Committee meeting attended. The incumbent Directors did not participate in the determination of their own per diem because it was approved prior to their term. They also receive percentual bonus or profit sharing, as provided for in the By-Laws, as an incentive to promote the business of the Corporation. The profit sharing is distributed in proportion to the actual Board meetings attended by each Director.

Following are the total per diem and profit sharing actually paid to the Directors for the years 2024 and 2025 as well as the projected amount for 2026:

| Year | Total Per Diem and Profit Sharing<br>(in Million Pesos) |
|------|---|
| 2026 | ₱22.83*   |
| 2025 | ₱22.83  |
| 2024 | ₱30.60  |

\* *Approximate amount*

For security considerations, the Bank has decided to disclose the aforesaid amounts on aggregate basis having deemed it substantial compliance with Section 29 of the RCC.

There are no other arrangements, standard or otherwise, that would directly or indirectly compensate the Directors.

**(b) Officers:**

The aggregate compensation of the Bank's President and four (4) most highly compensated Officers are presented below. The 2026 figures are approximate amounts based on the immediately preceding year.

Summary of Compensation  
(in Million Pesos)

|  | <i>Year</i> | <i>Salary</i> | <i>Bonus</i> | <i>Others</i> |
|--|-------------|---------------|--------------|---------------|
| 1. Dr. Jaime C. Laya<br>President                          | 2026        | ₱7.21*        | ₱3.03*       | ₱4.01*        |
| 2. Carlos A. Pinpin, Jr.**<br>Sr. Executive Vice President | 2025        | ₱7.11         | ₱2.99        | ₱4.01         |
| 3. Virginia S. Choa Shi<br>Executive Vice President        |             |               |              |               |
| 4. Miriam C. Cu<br>Senior Vice President                   | 2024        | ₱8.50         | ₱2.31        | ₱8.21         |
| 5. Luisa A. Lucin<br>Senior Vice President                 |             |               |              |               |

\*Approximate Amount

\*\* Sr. EVP until May 31, 2024

|  | <i>Year</i> | <i>Salary</i> | <i>Bonus</i> | <i>Others</i> |
|--|-------------|---------------|--------------|---------------|
| All Directors and Officers<br>As a group unnamed | 2026        | ₱428.55*      | ₱186.80*     | ₱22.83*       |
|  | 2025        | ₱417.39       | ₱182.15      | ₱22.83        |
|  | 2024        | ₱391.58       | ₱138.24      | ₱92.30        |

\*Approximate Amount

### **(c) Employee Retirement Benefit Plan**

The Bank maintains a Provident Fund which is a voluntary investment established by the Bank and the Employees to serve as long-term savings that will support the employees upon retirement. A Provident Fund Investment Committee has been created to assist the Board in its oversight responsibilities regarding fund administration and investment to ensure that maximum retirement benefits and efficient services are provided to the Employees.

Other employee benefits which are higher than the statutory requirements are provided for in the Collective Bargaining Agreement (CBA) between the Management and the Union. The latest CBA was executed on October 18, 2024 covering a five-year period effective January 1, 2025 to December 31, 2029. The CBA recognizes the payment and distribution of the profit sharing after declaration by the Board and confirmation/ratification by the stockholders in their annual meeting.

### **(d) Profit Sharing**

Article VII of the Bank's By-Laws provides for a percentual bonus or profit sharing (PS) which is distributed to the Directors, Officers and Staff in proportion to their actual attendance as an incentive to them to help promote the business of the corporation.

### **(e) Outstanding Warrants or Options**

The Bank has no information on any outstanding warrant or option held by its directors or officers.

## **Item 7. Independent Public Accountant**

During their May 27, 2025 Annual Meeting, the stockholders approved to delegate to the Board of Directors the authority to appoint and/or change the Bank's external auditor for the year 2025 from among the auditing firms accredited by both the Bangko Sentral ng Pilipinas and the Securities and Exchange Commission.

Pursuant thereto, the Board, in its meeting on November 25, 2025, approved the re-appointment of Reyes Tacandong & Co. as the Bank's external auditor for the year 2025. It is accredited by both BSP and SEC.

In compliance with SRC Rule 68 requiring the five-year rotation of external auditors or engagement partners, Reyes Tacandong & Co. has assigned to the Bank an engagement partner who shall serve as such within the said term limit.

There has been no disagreements between the Bank and its external auditors concerning the years audited by them.

Representatives of Reyes Tacandong & Co. are expected to be present at the 2026 Annual Stockholders' Meeting with opportunity to make a statement, if they so desire, and respond to questions that may be raised regarding the 2025 Audited Financial Statements.

The aggregate fees billed for professional services rendered by the Bank's external auditors for the audit of the Bank's annual financial statements or services that are normally provided by them in connection with statutory and regulatory filings or engagements are as follows:

**(a) Schedule of External Audit Fees and Services**

|  | REYES TACANDONG & CO. |                |
|--|-----------------------|----------------|
|  | 2024                  | 2025           |
| Audit and Audit-Related Fees<br>(Retainer Fees and<br>Audit Engagement Fees) | ₱4,480,000.00         | ₱ 4,480,000.00 |
| Tax Fees   | -                     | -              |
| All Other Fees<br>(Reimbursements of various<br>Audit-Related Expenses)      | ₱ 212,856.00          | ₱ 278,895.68   |
| Total  | ₱4,692,856.00         | ₱4,758,895.68  |

The scope of services to be rendered by the external auditor as well as the fees to be charged therefor were previously considered and approved by the Board's Audit Committee whose members have relevant background, knowledge, skill and/or experience in the areas of accounting, auditing and finance.

The incumbent Chairman and Members of the Audit Committee are as follows:

1. Dr. Beatrice Jane L. Ang - Chairman (Independent Director)
2. Gen. Hermogenes C. Esperon, Jr. (Ret.) - Member (Independent Director)
3. Mr. Ernesto O. Chan - Member

**(b) As reflected in its Charter, hereunder are the Audit Committee's Authority, Roles and Responsibilities for External Audit:**

1. Oversee the external audit function by:
  - a. Reviewing the external auditor's proposed annual audit scope plan, and approach;
  - b. Reviewing the performance of the independent auditor;

- c. Making recommendations to the Board of Directors on the appointment, renewal or termination of engagement of an external auditor;
  - d. Reviewing and confirming the qualifications and independence of the independent auditor, at least annually;
  - e. Obtaining and reviewing the external auditor's report, describing its internal control procedures, and any material issues raised in the most recent internal control review;
  - f. Discussing the external auditor's independence and reviewing a written statement prepared by the external auditor describing all relationships between the auditor and the Bank;
  - g. Pre-approving audit and non-audit services performed by the external auditor, consistent with applicable independence rules;
  - h. Confirming the external auditor's compliance with the partner rotation requirements established by the Securities and Exchange Commission.
2. Ensure that Senior Management maintains the reliability and integrity of the accounting policies and financial reporting and disclosure practices of the Bank in compliance with Bangko Sentral ng Pilipinas (BSP) regulations and consistent with the Philippine Financial Reporting Standards or Philippine Accounting Standards.
3. Review with Senior Management and the external auditor:
- a. The Bank's annual financial statements and related notes, and Management's Discussion and Analysis of Financial Condition and Results of Operations;
  - b. The external auditor's audit of the financial statement and audit report;
  - c. Major issues regarding accounting principles and financial statement presentations, including any significant changes in the Bank's selection or application of accounting principles, and major issues as to the adequacy of the Bank's internal controls and any special audit steps adopted in light of material control deficiencies;
  - d. Any analyses prepared by management or the external auditor setting forth significant financial reporting issues and judgments made in connection with the preparation of the Bank's financial statements;
  - e. The effect of regulatory and accounting initiatives on the Bank's financial statements;

- f. Correspondence from or with the regulators or governmental agencies and any employee complaints or published reports that raise material issues regarding the Bank's financial statements, financial reporting process, accounting policies or internal audit function.
4. Review the basis for, and discuss with Senior Management and the internal auditor, the Bank's annual audited financial statements, as well as the external auditor/s opinion on the financial statements.
5. Provide an independent direct channel of communication between the Board and the internal and external auditors, granting them unrestricted access to the Committee.
6. Conduct or authorize investigations into any matters within the Committee's scope and responsibilities.

## **Item 8. Compensation Plans**

Compensations are based on the designated salary scheme of the Bank.

### **(a) Standard Arrangement and Material Terms of Other Arrangements**

The Bank has no standard arrangement or any other arrangement with regard to the remuneration of its incumbent officers other than their compensation.

### **(b) Terms and Conditions of Employment of Executive Officers**

The Bank has the usual terms and conditions of employment for its senior executive officers and for rank and file employees.

## **C. ISSUANCE AND EXCHANGE OF SECURITIES**

### **Item 9. Authorization or Issuance of Securities Other than for Exchange**

**NOT APPLICABLE**

### **Item 10. Modification or Exchange of Securities**

**NOT APPLICABLE**

### **Item 11. Financial and other Information**

Please refer to Annexes "C", "C1", "C2" and "C3", hereto attached.

### **Item 12. Mergers, Consolidations, Acquisitions and Similar Matters**

**NOT APPLICABLE**

### **Item 13. Acquisition or Disposition of Property**

There are no acquisitions or dispositions of any property requiring stockholders' approval.

### **Item 14. Restatement of Accounts**

There are no restatements of any asset, capital or surplus account of the Bank requiring stockholders' approval.

## **D. OTHER MATTERS**

### **Item 15. Action with Respect to Reports**

In the forthcoming 2026 Annual Stockholders' Meeting, only the matters included in the Agenda will be considered and acted upon, including the following reports:

1. Approval of the Minutes of the Annual Meeting of the Stockholders held on May 27, 2025.
2. Approval of the Annual Report to Stockholders and the Audited Financial Statements for the year 2025.
3. Approval/ratification of all acts and transactions of the Board of Directors, the Committees and the Management, including related party transactions, since the last annual meeting of the stockholders held in 2025.

Hereunder is a brief summary of the 2025 - 2026 resolutions of the Board, the Committees and the Management for ratification of the stockholders:

1. The grant, renewal, increase and reinstatement of credit accommodations, including related party transactions.
2. Reorganization of the Board Committees and the Management Committees and approval/amendment of their respective Charters.
3. Adoption/amendment of various corporate manuals/guidelines/policies and procedures to conform with the requirements of the regulatory agencies.
4. Sale of real and other properties acquired by the Bank.
5. Promotion, appointment and retirement of Bank Officers.
6. Grant of authority to represent the Bank in certain legal and administrative matters.
7. Appointment of external auditor as authorized by the stockholders.
8. Other acts/resolutions/transactions in the regular course of universal banking operations conducted on an arm's length basis and for the best interest of the Bank's and its stakeholders.

### **Item 16. Matters Not Required to be Submitted**

**NOT APPLICABLE**

### **Item 17. Amendment of Charters, By-Laws or Other Documents**

**NOT APPLICABLE**

## **Item 18. Other Proposed Actions**

Sec. 49 Title VI of the RCC provides that at each regular meeting of stockholders, the board of directors shall endeavor to present to stockholders the minutes of the most recent regular meeting.

Consistent therewith, the Minutes of the 2025 ASM will be presented to the stockholders for their consideration and approval during the 2026 ASM. Each resolution contained in the Minutes was approved by more than the required majority of the shares present at the meeting which was 948,782,305 or 94.88% of the 1,000,000,000 total issued and outstanding shares. One (1) share is equal to one (1) vote and a stockholder's vote is considered a vote for all the shares held by him, except in the election of directors where cumulative voting is allowed. No questions were raised by the stockholders in any of the Agenda items that were presented to them.

The stockholders were given the opportunity to ask questions on each Agenda item presented for their consideration so that the same could properly be addressed and clarified before the votes were taken.

The matters discussed, the tally of votes and the resolutions approved and adopted during the 2025 ASM are presented below:

| Discussion/Resolution   | Votes Received |         |           |
|---|----------------|---------|-----------|
|   | For            | Against | Abstained |
| 1. Approval of the Minutes of the ASM held on May 21, 2024  | 948,782,305    | 0       | 0         |
| 2. Approval of the Annual Report to the Stockholders and the Audited Financial Statements for the year 2024   | 948,782,305    | 0       | 0         |
| 3. Ratification and approval of all acts and transactions of the Board of Directors, the Committees and the Management, including related party transactions, since the 2024 Annual Meeting of the Stockholders | 948,782,129    | 0       | 176       |
| 4. Delegation of authority to the Board of Directors to appoint and/or change the Bank's external auditor for the year 2025   | 948,782,129    | 0       | 176       |

|  |  |                |         |           |
|--|--|----------------|---------|-----------|
| Considering that there were only twelve (12) Nominees for the 12 seats in the Board, all twelve (12) Nominees were considered effectively elected and were declared as the duly elected Directors of the Bank for the ensuing year 2025 - 2026, by garnering the number of votes appearing opposite their respective names, to hold office for one (1) year and until their successors are elected and qualified in accordance with the By-Laws, to wit: |  |                |         |           |
| NAME OF DIRECTORS  |  | VOTES RECEIVED |         |           |
| 1.   | Gen. Hermogenes C. Esperon, Jr. (Ret.)<br>Independent Director | 948,782,130    |         |           |
| 2.   | Dr. Jaime C. Laya  | 948,782,305    |         |           |
| 3.   | Sr. Justice Josue N. Bellosillo (Ret.)                         | 948,782,305    |         |           |
| 4.   | Dr. Emilio C. Yap III  | 948,782,393    |         |           |
| 5.   | Chief Justice Hilario G. Davide, Jr. (Ret.)                    | 948,782,305    |         |           |
| 6.   | Mr. Ernesto O. Chan  | 948,782,305    |         |           |
| 7.   | Mr. Benjamin C. Yap  | 948,782,392    |         |           |
| 8.   | Ms. Miriam C. Cu   | 948,782,305    |         |           |
| 9.   | Mr. Tomas V. Apacible  | 948,782,305    |         |           |
| 10.  | Mrs. Maria Georgina P. De Venecia,<br>Independent Director     | 948,782,305    |         |           |
| 11.  | Mr. Calixto V. Chikiamco<br>Independent Director               | 948,782,305    |         |           |
| 12.  | Dr. Beatrice Jane L. Ang<br>Independent Director               | 948,782,305    |         |           |
| Other Matters:   |  | Votes Received |         |           |
|  |  | For            | Against | Abstained |
| 6. Notation of the Results of the Self-Evaluation of the Directors for the year 2024   |  | 948,782,129    | 176     | 0         |

Attendance to the 2025 ASM:

| A. | Chairman Emeritus and Members of the Board of Directors | No. of Shares |                  |
|----|---|---------------|------------------|
|    | Mr. Basilio C. Yap                                      | 1,389,030     |                  |
| 1  | Gen. Hermogenes C. Esperon, Jr. (Ret.)*                 | 100           |                  |
| 2  | Dr. Jaime C. Laya                                       | 33,325        |                  |
| 3  | Sr. Justice Josue N. Bellosillo (Ret.)                  | 1,512         |                  |
| 4  | Dr. Emilio C. Yap III                                   | 183,263       |                  |
| 5  | Chief Justice Hilario G. Davide, Jr. (Ret.)             | 1,000         |                  |
| 6  | Mr. Ernesto O. Chan                                     | 17,566        |                  |
| 7  | Mr. Benjamin C. Yap                                     | 19,310        |                  |
| 8  | Ms. Miriam C. Cu  | 548,881       |                  |
| 9  | Mr. Tomas V. Apacible                                   | 1,512         |                  |
| 10 | Mrs. Maria Georgina P. De Venecia*                      | 100           |                  |
| 11 | Mr. Calixto V. Chikiamco*                               | 100           |                  |
| 12 | Dr. Beatrice Jane L. Ang*                               | 100           |                  |
|    | <b>Subtotal</b>   |               | <b>2,195,799</b> |

\*Indirect ownership thru PCD Nominee Corp.

| <b>B.</b>                                  | <b>Principal Officers</b>             | <b>No. of Shares</b> |                      |
|--|---------------------------------------|----------------------|----------------------|
| 1  | Ms. Virginia S. Choa-Shi              | 505                  |                      |
| 2  | Ms. Corazon L. Ho                     | 1,512                |                      |
| 3  | Ms. Luisa A. Lucin                    | 5,260                |                      |
| 4  | Ms. Victoria C. Lu                    | 40,309               |                      |
| 5  | Atty. Agnes B. Urbano                 | 6,671                |                      |
| 6  | Atty. Nemesio M. Domingo              | 7,889                |                      |
| 7  | Ms. Amelita G. Cua                    | 1,512                |                      |
| 8  | Mr. Benito D. Chua                    | 1,512                |                      |
| 9  | Ms. Romana G. Lambengco               | 15,847               |                      |
|  | <b>Sub-total</b>                      |                      | <b>81,017</b>        |
| <b>C.</b>                                  | <b>Corporations</b>                   |                      |                      |
| 1  | Philtrust Realty Corporation          | 269,000,014          |                      |
| 2  | U.S. Automotive Co., Inc.             | 209,873,774          |                      |
| 3  | Seabreeze Enterprises, Inc.           | 194,746,709          |                      |
| 4  | Orient Enterprises, Inc.              | 184,783,230          |                      |
| 5  | Pioneer Insurance & Surety Corp.      | 70,950,696           |                      |
| 6  | Pioneer Life, Inc.                    | 8,031,883            |                      |
| 7  | Pioneer Intercontinental Ins. Corp.   | 2,697,385            |                      |
| 8  | Pioneer Insurance Co. Retirement Plan | 1,411,116            |                      |
| 9  | Goldclass, Inc.                       | 550,698              |                      |
|  | <b>Sub-total</b>                      |                      | <b>942,045,505</b>   |
| <b>D.</b>                                  | <b>Others</b>                         |                      | <b>4,459,984</b>     |
| <b>TOTAL SHARES PRESENT</b>                |                                       |                      | <b>948,782,305</b>   |
| <b>TOTAL ISSUED AND OUTSTANDING SHARES</b> |                                       |                      | <b>1,000,000,000</b> |
| <b>% OF SHARES PRESENT</b>                 |                                       |                      | <b>94.88%</b>        |

### **Item 19. Voting Procedures for the 2026 ASM**

The stockholders as of the record date of April 15, 2026 are entitled to notice of, and to vote at, the 2026 Annual Stockholders' Meeting. Consistent with the SEC issuance dated March 11, 2026, the Notice of the Bank's 2026 ASM will be published in the business section of two (2) newspapers of general circulation in print and online format, for two (2) consecutive days and that the last publication of the Notice shall be made no later than twenty one (21) calendar days prior to the scheduled meeting. As the 2026 ASM is set on May 26, the last day of publication shall be no later than May 5, 2026. Moreover, the Notice shall be posted on the Bank's website at [www.philtrustbank.com](http://www.philtrustbank.com) and additionally, on PSE Edge.

Voting shall be by ballots to be cast by the stockholders or by their duly authorized proxies. One (1) share is equal to one (1) vote and a vote by the stockholder shall be considered a vote for all the shares in his name except in the election of Directors where cumulative voting is allowed.

As approved by the Board of Directors, the 2026 ASM will be conducted via remote communication and the procedure and details for participation therein are set forth on pages iv and v hereof.

Attendance to the 2026 ASM shall be based on the number of shares held/represented by the stockholders/proxies whose registrations have been duly confirmed. One share is equal to one vote and when the presence of a quorum has been established, a majority vote of all the shares present at the meeting is required to approve a resolution, except in the election of directors where cumulative voting is allowed.

As in the previous year, Chairman Hermogenes C. Esperon, Jr. will preside over the 2026 ASM while the Office of the Corporate Secretary will receive the ballots and count the votes cast thereat.

**Item 20. Statement of Management’s Responsibility for Financial Statements, the 2025 Audited Financial Statements and the Interim Financial Statements for the Quarter ended March 31, 2026**

The Statement of Management’s Responsibility for Financial Statements, the 2025 Audited Financial Statements and the Interim Financial Statements for the Quarter ended March 31, 2026 are hereto attached as Annexes “B”, “B-1” and “B-2” respectively.

**Item 21. Management Report and Management’s Discussion and Analysis of Financial Condition and Results of Operations**


Please refer to Annexes “C”, “C1”, “C2” and “C3”, hereto attached.

## SIGNATURE PAGE

After reasonable inquiry and to the best of my knowledge and belief, I certify that the information set forth in this report (Definitive Information Statement) is true, complete and correct. This report is signed in the City of Manila on May 4, 2026.

Philippine Trust Company  
(PHILTRUST BANK)  
Issuer


By:

  
AGNES B. URBANO  
FVP/Asst. Corporate Secretary

## NOTICE and UNDERTAKING

In compliance with SEC requirements, the Bank hereby gives notice that:

1. The Definitive Information Statement (DIS) shall be uploaded on the Bank's website at <https://www.philtrustbank.com> and on PSE Edge, after clearance with SEC, and shall be made available to the stockholders no later than May 5, 2026 or at least 21 calendar days prior to the 2026 ASM.
2. The Annual Report for the Year Ended December 31, 2025 (SEC Form 17-A) is currently posted on the Bank's website and on PSE Edge. The Interim Financial Statements for the Quarter Ended March 31, 2026 (SEC Form 17-Q), which is hereto attached as Annex "B-2", will be made available on the Bank's website and on PSE Edge no later than May 5, 2026.
3. Hard copies of the said reports shall be provided upon written request of any stockholder.

  
AGNES B. URBANO  
FVP/Asst. Corporate Secretary



# PHILTRUST BANK PHILIPPINE TRUST COMPANY

PHILTRUST BANK BUILDING  
UNITED NATIONS AVE. CORNER SAN MARCELINO ST.,  
MANILA, PHILIPPINES


TEL.: 8524-90-61 TO 76  
3498-01-90 TO 99  
FAX: 8521-73-09 / 3498-02-00  
SWIFT: PHTBPHMM  
EMAIL: ptc@philtrustbank.com

## CERTIFICATION

I, Atty. Agnes B. Urbano, Assistant Corporate Secretary of Philippine Trust Company, also known as PHILTRUST BANK, a corporation duly registered under and by virtue of the laws of the Republic of the Philippines, with SEC registration number PW00000105 and with principal office at Philtrust Bank Building, 1000 United Nations Avenue corner San Marcelino Street, Manila, on oath state:

- 1) That I have caused this **Definitive** Information Statement (**DIS**) to be prepared on behalf of Philtrust Bank;
- 2) That I have read and understood its contents which are true and correct based on my own personal knowledge and/or on authentic records;
- 3) That Philtrust Bank will comply with the requirements set forth in SEC Notice dated May 12, 2021 to effect a complete and official submission of reports and/or documents through electronic mail;
- 4) That I am fully aware that submitted documents which require pre-evaluation and/or payment of processing fee shall be considered complete and officially received only upon payment of a filing fee; and
- 5) That the e-mail account designated by the company pursuant to SEC Memorandum Circular No. 28, s. 2020 shall be used by the company in its online submissions to MSRD.


IN WITNESS WHEREOF, I have hereunto set my hand this **May 4, 2026**.

  
AGNES B. URBANO  
FVP/Assistant Corporate Secretary

REPUBLIC OF THE PHILIPPINES )  
CITY OF MANILA ) s.s.

Subscribed and sworn to before me this **May 4, 2026** at the City of Manila, affiant exhibiting to me her SSS ID

Doc. No. 379 ;  
Page No. 77 ;  
Book No. II ;  
Series of 2026.

  
NEMESIO M. DOMINGO  
Commission No. 2025-087  
Notary Public for the City of Manila  
Until December 31, 2026  
1000 UN Ave. cor. San Marcelino St., Manila  
MCLE Compliance No. VIII-0022417  
Roll No. 43903/05-07-99  
PTR No. 0374309, 01/05/2026 Manila  
IBP No. 03932 / Isabela  
TIN 109-213-922

**BUSINESS EXPERIENCE OF DIRECTORS, NOMINEES AND OFFICERS**

| <i>Name/Citizenship/Age*</i>  | <i>Title</i>  | <i>Corporate Affiliation**</i>   | <i>Profession/Occupation</i>   |
|---|---|--|--|
| <b>Gen. Hermogenes C. Esperon, Jr. (Ret.)</b><br>Filipino<br>73 years old | Chairman and Independent Director                           | Philtrust Bank, August 2022 to date                                    | Master in Business Administration<br>Master in Public Administration<br><br>Recent/Relevant seminars/trainings attended:<br><br>a. Annual Corporate Governance Training Programs, 2022 - 2025<br>b. Anti-Money Laundering (AML) Seminar, 2022, 2024<br>c. AML/CTF Fundamentals Course, 2024<br>d. AMLC Registration and Reporting Guidelines (ARRG) Course, 2024<br>e. Targeted Financial Sanctions (TFS) Course, 2024 |
|   | Director  | BancNet, June 2024 to date   |  |
|   | Member  | PMA Alumni Association, Inc  |  |
|   | Member  | Association of Generals and Flag Officers                              |  |
|   |   |  |  |
|   | Vice Chairman   | Anti-Terrorism Council, 2020 - 2022                                    |  |
|   | Vice Chairman   | National Task Force to End Local Communist Armed Conflict, 2018 - 2022 |  |
|   | National Security Adviser and Director General              | National Security Council, 2016 - 2022                                 |  |
|   | Chairman  | National Task Force on the West Philippine Sea, 2016 - 2022            |  |
|   | Co - Chairman   | National Cyber Security Inter-Agency Committee, 2016 - 2022            |  |
|   | Chairman  | National Intelligence Board, 2016 - 2022                               |  |
|   | Secretary   | Presidential Management Staff, 2008 - 2009                             |  |
|   | Secretary   | Presidential Adviser on the Peace Process, 2008                        |  |
|   | Chief of Staff  | Armed Forces of the Philippines, 2006 - 2008                           |  |
|   | Commanding General  | Philippine Army, 2005 - 2006   |  |
|   | Chairman of the Board                                       | AFP Retirement and Separation Benefits System (RSBS), 2006 - 2008      |  |
|   | Chairman of the Board                                       | AFP Savings and Loan Association, Inc. (AFPSLAI), 2006 - 2008          |  |
| Chairman of the Board   | AFP Mutual Benefit Association, Inc. (AFPMBAI), 2006 - 2008 |  |  |
| Chairman of the Board   | AFP General Insurance Corporation (AFPGEN), 2006 - 2008     |  |  |

\*As of December 31, 2025

\*\*Corporate affiliations held for the last five years unless otherwise specified.

| <i>Name/Citizenship/Age*</i>                         | <i>Title</i>   | <i>Corporate Affiliation**</i>                                      | <i>Profession/Occupation</i>  |
|--|--|---|---|
| <b>Dr. Jaime C. Laya</b><br>Filipino<br>86 years old | Vice Chairman  | Philtrust Bank, August 23, 2022 - Present                           | Ph.D. - Financial Management<br>Certified Public Accountant (CPA)<br><br>Recent/Relevant seminars/trainings attended:<br><br>a. Annual Corporate Governance Training Programs, 2014 - 2025<br>b. Anti-Money Laundering Seminars, 2018 - 2022; 2024<br>c. AML Risk Rating System amendment to BSP Circular, 2014<br>d. BASEL III SEMINAR, 2017 |
|  | President  | Philtrust Bank, 1992 - 1998; 2012 - 2021;<br>May 30, 2023 - Present |   |
|  | Chairman   | Philtrust Bank, 2003 - 2018; 2021 - 2022                            |   |
|  | Governor   | Central Bank of the Philippines, 1981 - 1984                        |   |
|  | Chairman   | Monetary Board, Central Bank of the Philippines, 1981 - 1984        |   |
|  | Deputy Governor for Supervision and Examination                                | Central Bank of the Philippines, 1975 - 1981                        |   |
|  | Minister   | Ministry of the Budget, 1978 - 1981                                 |   |
|  | Minister   | Ministry of Education, Culture and Sports, 1984 - 1986              |   |
|  | Independent Director   | GMA Network, Inc. and GMA Holdings, Inc.                            |   |
|  | Chairman   | Cultural Center of the Philippines                                  |   |
|  | Trustee  | Metropolitan Museum of Manila                                       |   |
|  | Trustee  | Yuchengco Museum  |   |
|  | Trustee  | Escuela Taller Foundation of the Philippines, Inc.                  |   |
|  | Chairman   | Don Norberto Ty Foundation, Inc.                                    |   |
|  | Columnist  | Manila Bulletin Publishing Corp.                                    |   |
|  | Vice Chairman  | Society for Cultural Enrichment, Inc.                               |   |
|  | Chairman   | Filipinas Opera Society Foundation, Inc.                            |   |
|  | Trustee  | Fundacion Santiago  |   |
|  | Trustee  | Cofradia De La Inmaculada Concepcion                                |   |
|  | Trustee  | Museo Del Galeon, Inc.  |   |
|  | Trustee  | American Historical Collection Foundation, Inc.                     |   |
|  | Member/Board of Advisers   | Ayala Museum  |   |
| Deputy Director General                              | National Economic Development Authority, 1974 - 1975                           |   |   |
| Professor and Dean                                   | College of Business Administration, University of the Philippines, 1970 - 1974 |   |   |

\*As of December 31, 2025

\*\*Corporate affiliations held for the last five years unless otherwise specified.

| <i>Name/Citizenship/Age*</i>   | <i>Title</i>                                 | <i>Corporate Affiliation**</i>                          | <i>Profession/Occupation</i>   |
|--|--|---|--|
| <b>Senior Justice Josue N. Bellosillo (Ret.)</b><br>Filipino<br>92 years old | Vice Chairman                                | Philtrust Bank  | Lawyer<br><br>Recent/Relevant seminars/trainings attended:<br>a. Annual Corporate Governance Training Programs, 2009; 2014 - 2025<br>b. Anti-Money Laundering Seminars, 2020 - 2022; 2024<br>c. Organized a rural bank in Capiz, Panay<br>d. Wrote the Supreme Court opinions as ponente in various decisions dealing in banking, taxation and commercial law  |
|  | Corporate Counsel                            | Philtrust Bank  |  |
|  | Dean, School of Law and Jurisprudence        | Centro Escolar University                               |  |
|  | Retired Senior Justice                       | Supreme Court of the Philippines                        |  |
| <b>Dr. Emilio C. Yap III</b><br>Filipino<br>54 years old                     | Vice Chairman                                | Philtrust Bank  | Business Executive<br>Doctor of Philosophy in Journalism<br>Honoris Causa<br>Doctor of Philosophy<br>in Business Administration<br>Honoris Causa<br><br>Recent/Relevant seminars/trainings attended:<br>a. Annual Corporate Governance Training Programs, 2008 - 2009; 2014 - 2025<br>b. National Conference of Employers “The Global Crisis: Our Response”, 2009<br>c. Anti-Money Laundering Seminars, 2010 and 2018 - 2022; 2024<br>d. Seminar on AML Risk Rating System and AML Law, 2014<br>e. BASEL III, 2017 |
|  | Vice Chairman/President                      | Manila Bulletin Publishing Corporation                  |  |
|  | Chairman                                     | Manila Prime Land Holdings, Inc.                        |  |
|  | Chairman                                     | Park and Shop, Inc.                                     |  |
|  | Vice Chairman                                | Manila Hotel Corporation                                |  |
|  | Director                                     | Centro Escolar University                               |  |
|  | Vice Chairman/President                      | U.S. Automotive Co., Inc.                               |  |
|  | Vice Chairman/President                      | USAUTO CO, Inc.   |  |
|  | Vice Chairman/President                      | Philtrust Realty Corporation                            |  |
|  | Vice Chairman/President                      | Cocusphil Development Corporation                       |  |
|  | Vice Chairman/President                      | Manila Prince Hotel Corporation                         |  |
|  | Vice Chairman/President                      | U.N. Properties Development Corporation                 |  |
|  | Director                                     | MH F&B Ideas, Inc.                                      |  |
|  | Director                                     | TMH Transport Limousine Services, Inc.                  |  |
|  | Director/VP                                  | Orient Enterprises, Inc.                                |  |
|  | Director/VP/Treasurer                        | Seabreeze Enterprises, Inc.                             |  |
|  | Director                                     | Sunny Tropical Island Holdings, Inc.,<br>2022 - Present |  |
|  | Chairman                                     | Maynila Properties                                      |  |
|  | Chairman                                     | Lumera Tower Condominium Inc.                           |  |
|  | Chairman                                     | Qubix Residences Condominium Corporation                |  |
|  |  |   |  |
| Director   | Euro-Med Laboratories Phil., Inc., 2014-2017 |   |  |

\*As of December 31, 2025

\*\*Corporate affiliations held for the last five years unless otherwise specified.

| <i>Name/Citizenship/Age*</i>   | <i>Title</i>                                 | <i>Corporate Affiliation**</i>   | <i>Profession/Occupation</i>   |
|--|--|--|--|
| <b>Chief Justice Hilario G. Davide, Jr. (Ret.)</b><br>Filipino<br>90 years old | Director                                     | Philtrust Bank, May 2022 to date   | Lawyer<br><br>Recent/Relevant seminars/trainings attended:<br><br>a. Annual Corporate Governance Training Programs, 2017 - 2025<br>b. Anti-Money Laundering Seminars, 2020 - 2022; 2024<br>c. Barcelona Conference on Climate Change, 2009<br>d. World Justice Forum, 2008<br>e. Global Forum on Liberty and Prosperity, 2006<br>f. International Conference and Showcase on Judicial Reforms, 2005<br>g. American Bar Association (ABA) International Forum on the Rule of Law, 2006<br>h. 22 <sup>nd</sup> Biennial Conference of the World Jurist Association, 2005<br>i. 13 <sup>th</sup> Annual International Judicial Conference, 2005<br>j. 2004 Ramon Magsaysay Awardees Conference, 2004<br>k. 22 <sup>nd</sup> Annual International Law and Religion Symposium, 2015<br>l. Various local and international conferences |
|  | Independent Director                         | Philtrust Bank, April 2013 - April 2022  |  |
|  | Independent Director/Vice Chairman           | Manila Bulletin Publishing Corporation, 2011 to date   |  |
|  | Vice Chairman                                | Kompass Credit and Financing Corporation   |  |
|  | Chairman                                     | Claudio Teehankee Foundation, Inc.   |  |
|  | Trustee                                      | Knights of Columbus Fr. George J. Willmann, SJ Charities, Inc.   |  |
|  | Trustee                                      | Knights of Columbus of the Philippines Foundation, Inc.  |  |
|  | Chairman                                     | Heart of Francis Foundation, Inc.  |  |
|  | Supreme Commander Emeritus                   | Knights of Rizal   |  |
|  | Member                                       | Knights of Rizal Council of Elders   |  |
|  | Former President and Member                  | Association of Retired Justices of the Supreme Court of the Philippines                                    |  |
|  |  |  |  |
|  | Retired Chief Justice                        | Supreme Court of the Philippines   |  |
|  | Ambassador Extraordinary and Plenipotentiary | Permanent Representative of the Republic of the Philippines to the United Nations in New York, 2007 – 2010 |  |
|  | Chairman                                     | Commission on Elections, 1988-1990   |  |
|  | Commissioner                                 | 1986 Constitutional Commission   |  |
| Assemblyman Representing Region VII  | Interim Batasang Pambansa, 1978-1984         |  |  |
|  |  |  |  |

\*As of December 31, 2025

\*\*Corporate affiliations held for the last five years unless otherwise specified.

| <i>Name/Citizenship/Age*</i>                       | <i>Title</i>                           | <i>Corporate Affiliation**</i>           | <i>Profession/Occupation</i>   |
|--|--|--|--|
| <b>Ernesto O. Chan</b><br>Filipino<br>79 years old | Director                               | Philtrust Bank                           | Business Executive<br><br>Recent/Relevant seminars/trainings attended:<br><br>a. Annual Corporate Governance Training Programs, 2009; 2014 - 2025<br>b. Anti-Money Laundering Seminars, 2018 - 2022; 2024<br>c. AML/CTF Fundamentals Course, 2024<br>d. AMLC Registration and Reporting Guidelines (ARRG) Course, 2024<br>e. Targeted Financial Sanctions (TFS) Course, 2024 |
|  | Independent Director                   | Philtrust Bank, April 2012 - April 2021  |  |
|  | Chairman/Treasurer                     | Pioneer Insurance and Surety Corp.       |  |
|  | Chairman/Treasurer                     | Pioneer Intercontinental Insurance Corp. |  |
|  | Director/Treasurer                     | Bancasia Finance and Investment Corp.    |  |
|  | Director/Treasurer                     | Bancasia Capital Corp.                   |  |
| <b>Benjamin C. Yap</b><br>Filipino<br>79 years old | Director                               | Philtrust Bank                           | Business Executive<br><br>Recent/Relevant seminars/trainings attended:<br><br>a. Annual Corporate Governance Training Programs, 2015 - 2025<br>b. Anti-Money Laundering Seminars, 2019 - 2022; 2024  |
|  | President/Chairman of the Board        | Benjamin Favored Son, Inc.               |  |
|  | Chairman of the Board                  | House of Refuge Foundation               |  |
|  | Director                               | U.S. Automotive Co., Inc.                |  |
|  | Director                               | USAUTOCO, Inc.                           |  |
|  | Director                               | Manila Hotel Corporation                 |  |
|  | Director                               | Centro Escolar University                |  |
|  | Director                               | Seabreeze Enterprises, Inc.              |  |
|  | Director                               | Philtrust Realty Corporation             |  |
|  | Director                               | Euro-Med Laboratories Phil., Inc.        |  |
|  | Director                               | Manila Prince Hotel Corporation          |  |
|  | Director                               | U.N. Properties Development Corporation  |  |
| Director   | Manila Bulletin Publishing Corporation |  |  |
| <b>Miriam C. Cu</b><br>Filipino<br>66 years old    | Director                               | Philtrust Bank                           | Certified Public Accountant (CPA)<br><br>Recent/Relevant seminars/trainings attended:<br><br>a. Annual Corporate Governance Training Programs, 2008 - 2009; 2014 - 2025<br>b. Anti-Money Laundering Seminars, 2007; 2010; 2016; 2018 - 2022; 2024<br>c. Seminar on AML Risk Rating System and AML Law, 2014<br>d. BASEL III, 2017  |
|  | Senior Vice President                  | Philtrust Bank                           |  |
|  | Director/Treasurer                     | Orient Enterprises, Inc.                 |  |
|  | Director/Corporate Secretary           | Seabreeze Enterprises, Inc.              |  |
|  | Director                               | G.A. Cu Unjieng Realty, Inc.             |  |

\*As of December 31, 2025

\*\*Corporate affiliations held for the last five years unless otherwise specified.

| <i>Name/Citizenship/Age*</i>                                    | <i>Title</i>  | <i>Corporate Affiliation**</i>   | <i>Profession/Occupation</i>  |
|---|---|--|---|
| <b>Maria Georgina P. De Venecia</b><br>Filipino<br>76 years old | Independent Director  | Philtrust Bank, July 21, 2021 to date  | Doctorate Degree in Humanities<br>Bachelor in Business Administration,<br>Major in Economics,<br>Minor in Banking and Finance<br><br>Recent/Relevant seminars/trainings attended:<br>a. Annual Corporate Governance Training Programs, 2017; 2019 - 2025<br>b. Anti-Money Laundering Seminar, 2022, 2024  |
|   | Independent Director  | Manila Bulletin Publishing Corporation,<br>July 13, 2017 to date                   |   |
|   | Chairman  | INA Foundation, Inc.   |   |
|   | Congresswoman   | House of Representatives,<br>Pangasinan, Fourth District,<br>June 30, 2025 to date |   |
| <b>Calixto V. Chikiamco</b><br>Filipino<br>75 years old         | Independent Director  | Philtrust Bank, July 21, 2021 to date  | Bachelor of Arts, Major in Economics<br>Master in Media Administration<br><br>Recent/Relevant seminars/trainings attended:<br><br>a. Annual Corporate Governance Training Programs, 2008; 2015 - 2025<br>b. Anti-Money Laundering Seminar, 2022, 2024   |
|   | Founder and President   | MRM Studios Inc.   |   |
|   | Founder and Chairman  | Mobilemo, Inc.   |   |
|   | Vice Chairman   | CBY Inc.   |   |
|   | Director  | Golden Sunrise, Inc.   |   |
|   | Director  | APMC   |   |
|   | President   | Foundation for Economic Freedom  |   |
|   | President   | Four Seas Trading Inc.   |   |
|   | Consultant  | The Asia Foundation  |   |
|   | Director  | Institute of Development and Econometric Analysis Inc.                             |   |
|   | Director  | Heirs of Calixto Chikiamco Inc.  |   |
| President   | Trinity Capital Holdings, March 10, 2025 to date                  |  |   |
| <b>Dr. Beatrice Jane L. Ang</b><br>Filipino<br>44 years old     | Independent Director  | Philtrust Bank, August 23, 2022 to date  | Doctor of Medicine (MD)<br>Bachelor of Science in Biology<br>Master of Business Administration in<br>General Management<br><br>Recent/Relevant seminars/trainings attended:<br>a. Annual Corporate Governance Training Programs, 2022 - 2025<br>b. Anti-Money Laundering Seminar, 2022, 2024<br>c. AMLC Targeted Financial Sanctions (TFS) Webinar for Covered Persons, 2022<br>d. AML/CTF Fundamentals Course, 2024<br>e. AMLC Registration and Reporting Guidelines (ARRG) Course, 2024<br>f. Targeted Financial Sanctions (TFS) Course, 2024 |
|   | Director  | Basic Energy Corporation   |   |
|   | Director/Corporate Secretary                                      | Quindecim Holdings, Inc.   |   |
|   | Managing Director/Treasurer                                       | BA Securities, Inc.  |   |
|   | Managing Director   | CLMC Group of Companies  |   |
|   | Administrator   | Buddhist Tzu Chi Medical Foundation Philippines, Inc.                              |   |
|   | Commissioner  | Tzu Chi Buddhist Compassion Relief Foundation                                      |   |
|   | Honorary Consul   | Honorary Consulate of Ukraine in Manila  |   |
|   |   |  |   |
| Special Assistant to the Hon. Consul General                    | Honorary Consulate of Republic of Tanzania in Manila, 2012 - 2018 |  |   |
| Special Assistant to the Hon. Consul General                    | Honorary Consulate of Peru in Manila, 2007 - 2010                 |  |   |

\*As of December 31, 2025

\*\*Corporate affiliations held for the last five years unless otherwise specified.

| <i>Name/Citizenship/Age*</i>                                    | <i>Title</i>   | <i>Corporate Affiliation**</i>                                      | <i>Profession/Occupation</i>   |
|---|--|---|--|
| <b>Atty. Juan D. De Zuñiga, Jr.</b><br>Filipino<br>78 years old | Independent Director   | Salmon Bank formerly Rural Bank of Sta. Rosa (Laguna), Inc.         | Lawyer<br><br>Recent/Relevant seminars/trainings attended:<br><br>a. Deposit Insurance, 2023<br>b. Cyber Security and Enterprise Risk Management, 2022<br>c. Inflation Dynamics, 2019<br>d. Central Banking, 2012; 2019<br>e. Insolvency, 2018<br>f. Governance and Anti-Corruption, 2017<br>g. Governance at the Board, 2007<br>h. Swaps and Derivatives, 2007<br>i. Fund Management, 2007<br>j. Anti-Money Laundering, 2000<br>k. Annual Corporate Governance Training Program, 2020, 2021, 2024 |
|   | Independent Director   | G-Xchange, Inc.   |  |
|   | Independent Director   | Abacore Capital Holdings, Inc.                                      |  |
|   | Independent Director   | Abacus Global Technovisions, Inc.                                   |  |
|   | Independent Director   | Philippine Regional Investment and Development, Inc.                |  |
|   | Independent Director   | Manila Bulletin Publishing Corporation                              |  |
|   | Independent Director   | Philippine Airlines, Inc.   |  |
|   | Special Counsel  | Divina Law Offices doing business under the style or name DivinaLaw |  |
|   |  |   |  |
|   | Monetary Board Member  | Bangko Sentral ng Pilipinas, May 2014 - July 2020                   |  |
|   | Deputy Governor  | Bangko Sentral ng Pilipinas, December 2010 - May 2013               |  |
|   | Assistant Governor – General Counsel                               | Bangko Sentral ng Pilipinas, January 2003 - December 2010           |  |
|   | General Counsel  | Bangko Sentral ng Pilipinas, April 2000 - January 2003              |  |
| Director  | Philippine Deposit Insurance Corporation, August 2021 - April 2024 |   |  |

\*As of December 31, 2025

\*\*Corporate affiliations held for the last five years unless otherwise specified.

| <i>Name/Citizenship/Age*</i>                             | <i>Title</i>  | <i>Corporate Affiliation**</i> | <i>Profession/Occupation</i>  |
|--|---|--------------------------------|---|
| <b>Virginia S. Choa-Shi</b><br>Filipino<br>70 years old  | Executive Vice President  | Philtrust Bank                 | B.S. Business Administration - Accounting<br>Bank Executive<br><br>Recent/Relevant seminars/trainings attended:<br>a. Annual Corporate Governance Training Programs, 2009; 2015 - 2020; 2022 - 2025<br>b. Anti-Money Laundering Seminars, 2020; 2022; 2024  |
|  | (with banking experience at Philtrust Bank for over 40 years)           |                                |   |
| <b>Luisa A. Lucin</b><br>Filipino<br>69 years old        | Principal Accounting Officer  | Philtrust Bank                 | Certified Public Accountant (CPA)<br>Bank Executive<br><br>Recent/Relevant seminars/trainings attended:<br>a. Annual Corporate Governance Training Programs, 2009; 2014 - 2025<br>b. Anti-Money Laundering Seminars, 2019 - 2022; 2024  |
|  | Senior Vice President   | Philtrust Bank                 |   |
|  | (with banking experience at Philtrust Bank for over 40 years)           |                                |   |
| <b>Atty. Agnes B. Urbano</b><br>Filipino<br>64 years old | Asst. Corporate Secretary   | Philtrust Bank                 | Lawyer<br>B.S. Commerce - Management of Financial Institutions<br><br>Recent/Relevant seminars/trainings attended:<br>a. Annual Corporate Governance Training Programs, 2009; 2014 - 2025<br>b. Anti-Money Laundering Seminars, 2007; 2018 - 2022; 2024<br>c. Mandatory Continuing Legal Education, (MCLE) VIII, 2025<br>d. SEC Seminar on Ultimate Beneficial Ownership, 2019<br>e. Seminar on Related Party Transactions, 2016<br>f. Seminar on AML Risk Rating System and AML Law, 2014<br>g. Forum for Issuers and Transfer Agents, 2009<br>h. Seminar on PSE and SEC Rules on Disclosures, 2005 - 2007; 2009 |
|  | First Vice President  | Philtrust Bank                 |   |
|  | (with banking/corporate experience at Philtrust Bank for over 40 years) |                                |   |

\*As of December 31, 2025

\*\*Corporate affiliations held for the last five years unless otherwise specified.

| <i>Name/Citizenship/Age*</i>                               | <i>Title</i>  | <i>Corporate Affiliation**</i>                                       | <i>Profession/Occupation</i>   |
|--|---|--|--|
| <b>Benito D. Chua</b><br>Filipino<br>69 years old          | Treasurer   | Philtrust Bank   | B.S. Business Administration<br>Bank Executive<br><br>Recent/Relevant seminars/trainings attended:<br>a. Annual Corporate Governance Training Programs, 2014 - 2025<br>b. Anti-Money Laundering Seminars, 2019 - 2022; 2024  |
|  | Vice President  | Philtrust Bank   |  |
|  | (with banking experience at Philtrust Bank for over 40 years) |  |  |
| <b>Judy Rosario G. Cam</b><br>Filipino<br>71 years old     | Chief Compliance Officer                                      | Philtrust Bank, June 1, 2023 - Present                               | Certified Public Accountant (CPA)<br>Master in Business Administration<br><br>Recent/Relevant seminars/trainings attended:<br>a. Annual Corporate Governance Training Programs, 2022 - 2025<br>b. Anti-Money Laundering Seminar, 2022, 2024<br>c. Certificate Course in Strategic Compliance in the Banking Industry, 2009<br>d. Association of Bank Compliance Officers of the Philippines (ABCOMP) various Conferences and Training Programs, 2017 - 2023<br>e. Data Privacy Act, 2022   |
|  | Vice President  | Philtrust Bank, June 1, 2023 - Present                               |  |
|  | Consultant  | Philtrust Bank, June 1, 2022 - May 31, 2023                          |  |
|  | Board Member  | Philippine Foundation for Cultural and Educational Development, Inc. |  |
|  | Board Member  | The Foundation for Professional Training Inc.                        |  |
|  | Board Member  | University of Asia and the Pacific                                   |  |
|  | Board Member  | The Association of Bank Compliance Officers                          |  |
|  | Founding Chair  | Palanan Multi-Purpose Cooperative                                    |  |
|  | Board Member  | Center for Research  |  |
|  | Independent Director  | Northpoint Development Bank, 2021 - 2022                             |  |
|  | Consultant  | RCBC Regulatory Affairs Group, 2019 - 2021                           |  |
| VP and Chief Compliance Officer                            | RCBC Savings Bank, 2003 – 2019                                |  |  |
| <b>Atty. Rennial C. Mailom</b><br>Filipino<br>51 years old | Asst. Corporate Secretary                                     | Philtrust Bank, July 2021 - Present                                  | Lawyer<br>A.B. Political Science<br><br>Recent/Relevant seminars/trainings attended:<br>a. Annual Corporate Governance Training Programs, 2021, 2022, 2024 - 2025<br>b. Anti-Money Laundering Seminars, 2008, 2022, 2024<br>c. Mandatory Continuing Legal Education (MCLE) VIII, 2025<br>d. Combating Money Laundering during Pandemic, 2020<br>e. Annual National DPO Conference, 2019<br>f. DPO Ace Program, 2019<br>g. First National Data Privacy Conference, 2018<br>h. How safe are your Data, 2018<br>i. Securing Data in Modern Work Place, 2018<br>j. Countdown to Data Privacy, 2017<br>k. Loan Processing & Operation Seminar, 2010 |
|  | Data Protection Officer                                       | Philtrust Bank, July 2021 - Present                                  |  |
|  | Senior Assistant Manager                                      | Philtrust Bank, May 30, 2023 - Present                               |  |
|  | Assistant Manager   | Philtrust Bank, 2021 - 2023  |  |
|  | Legal/Compliance Assistant I                                  | Philtrust Bank, 2014 - 2021  |  |
|  | Senior Assistant Manager                                      | The Real Bank, 2008 - 2014   |  |
|  | Associate Professor   | San Sebastian College, 2002 - 2014                                   |  |

\*As of December 31, 2025

\*\*Corporate affiliations held for the last five years unless otherwise specified.

### CERTIFICATION OF INDEPENDENT DIRECTOR

I, **HERMOGENES C. ESPERON, JR.**, Filipino, of legal age and with office address at Philtrust Bank Building, 1000 United Nations Avenue corner San Marcelino Street, Manila, after having been duly sworn in accordance with law do hereby declare that:

1. I am an incumbent Independent Director of Philippine Trust Company, also known as PHILTRUST BANK and have been its Independent Director since August 23, 2022.
2. I am also affiliated with the following companies or organizations:

| COMPANY/ORGANIZATION                             | POSITION/RELATIONSHIP | PERIOD OF SERVICE     |
|--|-----------------------|-----------------------|
| PMA Alumni Association Inc.                      | Member                | 1974 to date          |
| Association of Generals and Flag Officers (AGFO) | Member                | 2003 to date          |
| BancNet  | Director              | June 18, 2024 to date |
|  |                       |                       |
|  |                       |                       |
|  |                       |                       |
|  |                       |                       |
|  |                       |                       |

3. I possess all the qualifications and none of the disqualifications to serve as an Independent Director of Philtrust Bank, as provided for in Section 38 of the Securities Regulation Code, its Implementing Rules and Regulations and other SEC issuances.
4. I am not related to any director/officer/substantial shareholder of Philtrust Bank and its subsidiaries and affiliates.
5. To the best of my knowledge, I am not the subject of any pending criminal or administrative investigation or proceeding
6. I am not in government services/affiliated with a government agency or GOCC.


7. I shall faithfully and diligently comply with my duties and responsibilities as independent director under the Securities Regulation Code and its Implementing Rules and Regulations, Code of Corporate Governance and other SEC issuances.
8. I shall inform the Corporate Secretary of Philtrust Bank of any changes in the abovementioned information within five days from its occurrence.

Done this MAR 19 2026 at the City of Manila.

  
HERMOGENES C. ESPERON, JR.  
Affiant

REPUBLIC OF THE PHILIPPINES)  
CITY OF MANILA ) s.s.

Subscribed and sworn to before me this MAR 19 2026 at the City of Manila,  
affiant exhibiting to me his Philippine Identification Card

  
NEMESIO M. DOMINGO  
Commission No. 2025-087  
Notary Public for the City of Manila  
Until December 31, 2026

Doc. No. 154 ;  
Page No. 32 ;  
Book No. I ;  
Series of 2026.

**CERTIFICATION OF INDEPENDENT DIRECTOR**

I, **MARIA GEORGINA P. DE VENECIA**, Filipino, of legal age and with office address at Philtrust Bank Building, 1000 United Nations Avenue corner San Marcelino Street, Manila, after having been duly sworn to in accordance with law do hereby declare that:


1. I am an incumbent Independent Director of Philippine Trust Company, also known as PHILTRUST BANK and have been its Independent Director since July 21, 2021.
2. I am also affiliated with the following companies or organizations:

| <b>COMPANY/ORGANIZATION</b>                           | <b>POSITION/RELATIONSHIP</b> | <b>PERIOD OF SERVICE</b> |
|---|------------------------------|--------------------------|
| Manila Bulletin Publishing Corporation                | Independent Director         | 2017 to date             |
| INA Foundation, Inc.                                  | Chairman                     | 2005 to date             |
| House of Representatives, Pangasinan, Fourth District | Congresswoman                | June 30, 2025 to date    |
|   |                              |                          |
|   |                              |                          |
|   |                              |                          |
|   |                              |                          |

3. I possess all the qualifications and none of the disqualifications to serve as an Independent Director of Philtrust Bank, as provided for in Section 38 of the Securities Regulation Code, its Implementing Rules and Regulations and other SEC issuances.
4. I am not related to any director/officer/substantial shareholder of Philtrust Bank and its subsidiaries and affiliates.
5. To the best of my knowledge, I am not the subject of any pending criminal or administrative investigation or proceeding.
6. I am an incumbent Congresswoman representing the Fourth District of Pangasinan having been elected for a term of three (3) years effective June 30, 2025.

7. I shall faithfully and diligently comply with my duties and responsibilities as independent director under the Securities Regulation Code and its Implementing Rules and Regulations, Code of Corporate Governance and other SEC issuances.
8. I shall inform the Corporate Secretary of Philtrust Bank of any changes in the abovementioned information within five days from its occurrence.


Done this MAR 19 2026 at the City of Manila.

  
MARIA GEORGINA P. DE VENECIA  
Affiant

Republic of the Philippines)  
City of Manila ) s.s.

SUBSCRIBED AND SWORN to before me this MAR 19 2026 at the City of Manila  
affiant exhibiting to me her Tax Identification Number

Doc. No. 155 ;  
Page No. 32 ;  
Book No. II ;  
Series of 2026.

  
NEMESIO M. DOMINGO  
Commission No. 2025-087  
Notary Public for the City of Manila  
Until December 31, 2026

## CERTIFICATION OF INDEPENDENT DIRECTOR

I, **CALIXTO V. CHIKIAMCO**, Filipino, of legal age and with office address at 15<sup>th</sup> Floor, Pacific Star Building, Sen. Gil Puyat corner Makati Avenue, Makati City, after having been duly sworn to in accordance with law do hereby declare that:


1. I am an incumbent Independent Director of Philippine Trust Company, also known as PHILTRUST BANK and have been its Independent Director since July 21, 2021.
2. I am also affiliated with the following companies or organizations:

| COMPANY/ORGANIZATION             | POSITION/RELATIONSHIP | PERIOD OF SERVICE      |
|----------------------------------|-----------------------|------------------------|
| MRM Studios Inc.                 | Founder and President | 2001 to date           |
| Mobilemo Inc.                    | Founder and Chairman  | 2010 to date           |
| CBY Inc.                         | Vice Chairman         | 1999 to date           |
| Golden Sunrise, Inc.             | Director              | 1984 to date           |
| APMC                             | Director              | 1985 to date           |
| Foundation for Economic Freedom  | President             | 2010 to date           |
| Four Seas Trading Inc.           | President             | 2008 to date           |
| The Asia Foundation              | Consultant            | 2009 to date           |
| IDEA Inc.                        | Director              | 2009 to date           |
| Heirs of Calixto Chikiamco, Inc. | Director              | 2000 to date           |
| Trinity Capital Holdings, Inc.   | President             | March 10, 2025 to date |

3. I possess all the qualifications and none of the disqualifications to serve as an Independent Director of Philtrust Bank, as provided for in Section 38 of the Securities Regulation Code, its Implementing Rules and Regulations and other SEC issuances.
4. I am not related to any director/officer/substantial shareholder of Philtrust Bank and its subsidiaries and affiliates.
5. To the best of my knowledge, I am not the subject of any pending criminal or administrative investigation or proceeding.
6. I am not in government service/affiliated with a government agency or GOCC.


7. I shall faithfully and diligently comply with my duties and responsibilities as independent director under the Securities Regulation Code and its Implementing Rules and Regulations, Code of Corporate Governance and other SEC issuances.
8. I shall inform the Corporate Secretary of Philtrust Bank of any changes in the abovementioned information within five days from its occurrence.

Done this MAR 19 2026 at the City of Manila.

  
CALIXTO V. CHIKIAMCO  
Affiant

Republic of the Philippines)  
City of Manila ) s.s.

SUBSCRIBED AND SWORN to before me this MAR 19 2026 at the City of Manila  
affiant exhibiting to me his Tax Identification Number

  
NEMESIO M. DOMINGO  
Commission No. 2025-087  
Notary Public for the City of Manila  
Until December 31, 2026

Doc. No. 154 ;  
Page No. 33 ;  
Book No. 11 ;  
Series of 2026.

### CERTIFICATION OF INDEPENDENT DIRECTOR

I, **BEATRICE JANE L. ANG**, Filipino, of legal age and with office address at Philtrust Bank Building, 1000 United Nations Avenue corner San Marcelino Street, Manila, after having been duly sworn to in accordance with law do hereby declare that:


1. I am an incumbent Independent Director of Philippine Trust Company, also known as PHILTRUST BANK and have been its Independent Director since August 23, 2022.
2. I am also affiliated with the following companies or organizations:

| <b>COMPANY/ORGANIZATION</b>                           | <b>POSITION/RELATIONSHIP</b>    | <b>PERIOD OF SERVICE</b> |
|---|---------------------------------|--------------------------|
| Basic Energy Corporation                              | Director                        | 2020 – Present           |
| Quindecim Holdings, Inc.                              | Director                        | 2017 – Present           |
|   | Corporate Secretary             | 2018 – Present           |
| BA Securities, Inc.                                   | Managing Director and Treasurer | 2003 – Present           |
| CLMC Group of Companies                               | Managing Director               | 2003 – Present           |
| Buddhist Tzu Chi Medical Foundation Philippines, Inc. | Administrator                   | 2019 – Present           |
| Tzu Chi Buddhist Compassion Relief Foundation         | Commissioner                    | 1995 – Present           |
| Honorary Consulate of Ukraine in Manila               | Honorary Consul                 | 2020 – Present           |
|   |                                 |                          |
|   |                                 |                          |

3. I possess all the qualifications and none of the disqualifications to serve as an Independent Director of Philtrust Bank, as provided for in Section 38 of the Securities Regulation Code, its Implementing Rules and Regulations and other SEC issuances.
4. I am not related to any director/officer/substantial shareholder of Philtrust Bank and its subsidiaries and affiliates.
5. To the best of my knowledge, I am not the subject of any pending criminal or administrative investigation or proceeding

6. I am not in government services/affiliated with a government agency or GOCC.
7. I shall faithfully and diligently comply with my duties and responsibilities as independent director under the Securities Regulation Code and its Implementing Rules and Regulations, Code of Corporate Governance and other SEC issuances.
8. I shall inform the Corporate Secretary of Philtrust Bank of any changes in the abovementioned information within five days from its occurrence.


Done this MAR 19 2026 at the City of Manila.

  
BEATRICE JANE L. ANG  
Affiant

Republic of the Philippines)  
City of Manila ) s.s.

SUBSCRIBED AND SWORN to before me this MAR 19 2026 at the City of Manila  
affiant exhibiting to me her UMID-

Doc. No. 157 ;  
Page No. 33 ;  
Book No. II ;  
Series of 2026.

  
NEMESIO M. DOMINGO  
Commission No. 2025-087  
Notary Public for the City of Manila  
Until December 31, 2026

### CERTIFICATION OF INDEPENDENT DIRECTOR

I, **JUAN D. DE ZUÑIGA, JR.**, Filipino, of legal age and a resident of Parañaque City, after having been duly sworn in accordance with law do hereby declare that:


1. I am a nominee for Independent Director of Philippine Trust Company\*, also known as PHILTRUST BANK.
2. I am also affiliated with the following companies or organizations:

| COMPANY/ORGANIZATION  | POSITION/RELATIONSHIP | PERIOD OF SERVICE         |
|---|-----------------------|---------------------------|
| Salmon Bank formerly Rural Bank of Sta. Rosa (Laguna), Inc.         | Independent Director  | June 27, 2025 to date     |
| G-Xchange, Inc.   | Independent Director  | April 4, 2025 to date     |
| Abacore Capital Holdings, Inc.*                                     | Independent Director  | August 3, 2023 to date    |
| Abacus Global Technovisions, Inc.                                   | Independent Director  | August 3, 2023 to date    |
| Philippine Regional Investment and Development, Inc.                | Independent Director  | August 3, 2023 to date    |
| Manila Bulletin Publishing Corporation*                             | Independent Director  | September 3, 2020 to date |
| Philippine Airlines, Inc.   | Independent Director  | July 23, 2020 to date     |
| Divina Law Offices doing business under the style or name DivinaLaw | Special Counsel       | July 1, 2020 to date      |

3. I possess all the qualifications and none of the disqualifications to serve as an Independent Director of Philtrust Bank, as provided for in Section 38 of the Securities Regulation Code, its Implementing Rules and Regulations and other SEC issuances.
4. I am not related to any director/officer/substantial shareholder of Philtrust Bank and its subsidiaries and affiliates.
5. To the best of my knowledge, I am not the subject of any pending criminal or administrative investigation or proceeding.
6. I am not in government service/affiliated with a government agency or GOCC.
7. I shall faithfully and diligently comply with my duties and responsibilities as independent director under the Securities Regulation Code and its Implementing Rules and Regulations, Code of Corporate Governance and other SEC issuances.
8. I shall inform the Corporate Secretary of Philtrust Bank of any changes in the abovementioned information within five days from its occurrence.

\* Publicly listed companies


Done this APR 20 2026 at the City of Manila.

  
[REDACTED]  
JUAN D. DE ZUNIGA, JR.  
Affiant

REPUBLIC OF THE PHILIPPINES)  
CITY OF MANILA ) s.s.

Subscribed and sworn to before me this APR 20 2026 at the City of Manila, affiant exhibiting to me his National Identification Number

Doc. No. 326 ;  
Page No. 67 ;  
Book No. II ;  
Series of 2026.

  
NEMESIO M. DOMINGO  
Commission No. 2025-087  
Notary Public for the City of Manila  
until December 31, 2026



# PHILTRUST BANK PHILIPPINE TRUST COMPANY

PHILTRUST BANK BUILDING  
UNITED NATIONS AVE. CORNER SAN MARCELINO ST.,  
MANILA, PHILIPPINES

**ANNEX B**

TEL.: 8524-90-61 TO 76  
3498-01-90 TO 99  
FAX: 8521-73-09 / 3498-02-00  
SWIFT: PHTBPHMM  
EMAIL: ptc@philtrustbank.com


## STATEMENT OF MANAGEMENT'S RESPONSIBILITY FOR FINANCIAL STATEMENTS


The management of **PHILTRUST BANK (Philippine Trust Company)** is responsible for the preparation and fair presentation of the financial statements including the schedules attached therein, for the years ended December 31, 2025 and 2024, in accordance with the prescribed financial reporting framework indicated therein, and for such internal control as management determines is necessary to enable the preparation of financial statements that are free from material misstatement, whether due to fraud or error.


In preparing the financial statements, management is responsible for assessing the Bank's ability to continue as a going concern, disclosing, as applicable matters related to going concern and using the going concern basis of accounting unless management either intends to liquidate the Bank or to cease operations, or has no realistic alternative but to do so.

The Board of Directors is responsible for overseeing the Bank's financial reporting process.

The Board of Directors reviews and approves the financial statements including the schedules attached therein and submits the same to the stockholders or members.

  
**GEN. HERMOGENES C. ESPERON JR. (Ret.)**  
Chairman of the Board

  
**JAIME C. LAYA**  
President


  
**LUISA A. LUCIN**  
Chief Finance Officer

REPUBLIC OF THE PHILIPPINES)  
CITY OF MANILA )s.s.

Subscribed and sworn to before me this MAR 24 2026, affiants exhibiting to me their respective Tax Identification Numbers, as follows:

Gen. Hermogenes C. Esperon Jr. (Ret)  
Jaime C. Laya  
Luisa A. Lucin

Doc. No. 168  
Page No. 35  
Book No. II  
Series of 2026

  
**NEMESIO M. DOMINGO**  
Commission No. 2025-087  
Notary Public for the City of Manila  
Until December 31, 2026

March 24, 2026



Outlook

---

**Your BIR AFS eSubmission uploads were received**

---

From eafs@bir.gov.ph <eafs@bir.gov.ph>  
Date Wed 4/15/2026 10:05 AM  
To PTC Accounting <PTCACCTG@PHILTRUSTBANK.COM>  
Cc Luisa Lucin <LALUCIN@PHILTRUSTBANK.COM>

**⚠ CAUTION: This email originated outside Philtrust Bank. Be careful when clicking links or opening attachments.**

Hi PHILIPPINE TRUST COMPANY (PHILTRUST BANK),

**Valid files**

- EAFS000541102TCRTY122025-02.pdf
- EAFS000541102TCRTY122025-01.pdf
- EAFS000541102AFSTY122025.pdf

**Invalid files**

- EAFS000541102ITRTY122025.pdf
- EAFS000541102RPTY122025.pdf

**Warning:** Please resubmit the invalid files in the expected PDF format.

Transaction Code: **AFS-0-AB7BB8BA0MRPRVSSMW4Q1Z3Z07K7BGKA8**  
Submission Date/Time: **Apr 15, 2026 10:05 AM**  
Company TIN: **000-541-102**

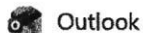
Please be reminded that you accepted the terms and conditions for the use of this portal and expressly agree, warrant and certify that:

- The submitted forms, documents and attachments are complete, truthful and correct based on the personal knowledge and the same are from authentic records;
- The submission is without prejudice to the right of the BIR to require additional document, if any, for completion and verification purposes;
- The hard copies of the documents submitted through this facility shall be submitted when required by the BIR in the event of audit/investigation and/or for any other legal purpose.

This is a system-generated e-mail. Please do not reply.

For Encrypted Emails click [here](#) for instructions ===== DISCLAIMER ===== This email and its attachments may be confidential and are intended solely for the use of the individual or entity to whom it is addressed. If you are not the intended recipient of this email and its attachments, you must take no action based upon them, nor must you disseminate, distribute or copy this e-mail. Please contact the sender immediately if you believe you have received this email in error. E-mail transmission cannot be guaranteed to be secure or error-free. The recipient should check this email and any attachments for the presence of viruses. The Bureau of Internal Revenue does not accept liability for any errors or omissions in the contents of this message which arise as a result of e-mail transmission. For Encrypted Emails click [here](#) for instructions

===== DISCLAIMER ===== This email and its attachments may be confidential and are intended solely for the use of the individual or entity to whom it is addressed. If you are not the intended recipient of this email and its attachments, you must take no action based upon them, nor must you disseminate, distribute or copy this e-mail. Please contact the sender immediately if you believe you have received this email in error. E-mail transmission cannot be guaranteed to be secure or error-free. The recipient should check this email and any attachments for the presence of viruses. The Bureau of Internal Revenue does not accept liability for any errors or omissions in the contents of this message which arise as a result of e-mail transmission.



Your BIR AFS eSubmission uploads were received

From eafs@bir.gov.ph <eafs@bir.gov.ph>  
Date Wed 4/15/2026 11:41 AM  
To PTC Accounting <PTCACCTG@PHILTRUSTBANK.COM>  
Cc Luisa Lucin <LALUCIN@PHILTRUSTBANK.COM>

**⚠ CAUTION: This email originated outside Philtrust Bank. Be careful when clicking links or opening attachments.**

Hi PHILIPPINE TRUST COMPANY (PHILTRUST BANK),

**Valid file**

- EAFS000541102ITRTY122025.pdf

**Invalid file**

- <None>

Transaction Code: **AFS-0-AGECLJD906CC99HEHQTM1W4QX085DGBFLF**  
Submission Date/Time: **Apr 15, 2026 11:40 AM**  
Company TIN: **000-541-102**

Please be reminded that you accepted the terms and conditions for the use of this portal and expressly agree, warrant and certify that:

- The submitted forms, documents and attachments are complete, truthful and correct based on the personal knowledge and the same are from authentic records;
- The submission is without prejudice to the right of the BIR to require additional document, if any, for completion and verification purposes;
- The hard copies of the documents submitted through this facility shall be submitted when required by the BIR in the event of audit/investigation and/or for any other legal purpose.

This is a system-generated e-mail. Please do not reply.

For Encrypted Emails click [here](#) for instructions ===== DISCLAIMER ===== This email and its attachments may be confidential and are intended solely for the use of the individual or entity to whom it is addressed. If you are not the intended recipient of this email and its attachments, you must take no action based upon them, nor must you disseminate, distribute or copy this e-mail. Please contact the sender immediately if you believe you have received this email in error. E-mail transmission cannot be guaranteed to be secure or error-free. The recipient should check this email and any attachments for the presence of viruses. The Bureau of Internal Revenue does not accept liability for any errors or omissions in the contents of this message which arise as a result of e-mail transmission. For Encrypted Emails click [here](#) for instructions

===== DISCLAIMER ===== This email and its attachments may be confidential and are intended solely for the use of the individual or entity to whom it is addressed. If you are not the intended recipient of this email and its attachments, you must take no action based upon them, nor must you disseminate, distribute or copy this e-mail. Please contact the sender immediately if you believe you have received this email in error. E-mail transmission cannot be guaranteed to be secure or error-free. The recipient should check this email and any attachments for the presence of viruses. The Bureau of Internal Revenue does not accept liability for any errors or omissions in the contents of this message which arise as a result of e-mail transmission.



Your BIR AFS eSubmission uploads were received

From eafs@bir.gov.ph <eafs@bir.gov.ph>  
Date Wed 4/15/2026 12:00 PM  
To PTC Accounting <PTCACCTG@PHILTRUSTBANK.COM>  
Cc Luisa Lucin <LALUCIN@PHILTRUSTBANK.COM>

**⚠ CAUTION: This email originated outside Philtrust Bank. Be careful when clicking links or opening attachments.**

Hi PHILIPPINE TRUST COMPANY (PHILTRUST BANK),

**Valid file**

- EAFS000541102RPTTY122025.pdf

**Invalid file**

- <None>

Transaction Code: **AFS-0-CDFKJ590NQSQVWXPWT3VTW0PYZQRRZS**  
Submission Date/Time: **Apr 15, 2026 12:00 PM**  
Company TIN: **000-541-102**

Please be reminded that you accepted the terms and conditions for the use of this portal and expressly agree, warrant and certify that:

- The submitted forms, documents and attachments are complete, truthful and correct based on the personal knowledge and the same are from authentic records;
- The submission is without prejudice to the right of the BIR to require additional document, if any, for completion and verification purposes;
- The hard copies of the documents submitted through this facility shall be submitted when required by the BIR in the event of audit/investigation and/or for any other legal purpose.

This is a system-generated e-mail. Please do not reply.

For Encrypted Emails click [here](#) for instructions ===== DISCLAIMER ===== This email and its attachments may be confidential and are intended solely for the use of the individual or entity to whom it is addressed. If you are not the intended recipient of this email and its attachments, you must take no action based upon them, nor must you disseminate, distribute or copy this e-mail. Please contact the sender immediately if you believe you have received this email in error. E-mail transmission cannot be guaranteed to be secure or error-free. The recipient should check this email and any attachments for the presence of viruses. The Bureau of Internal Revenue does not accept liability for any errors or omissions in the contents of this message which arise as a result of e-mail transmission. For Encrypted Emails click [here](#) for instructions

===== DISCLAIMER ===== This email and its attachments may be confidential and are intended solely for the use of the individual or entity to whom it is addressed. If you are not the intended recipient of this email and its attachments, you must take no action based upon them, nor must you disseminate, distribute or copy this e-mail. Please contact the sender immediately if you believe you have received this email in error. E-mail transmission cannot be guaranteed to be secure or error-free. The recipient should check this email and any attachments for the presence of viruses. The Bureau of Internal Revenue does not accept liability for any errors or omissions in the contents of this message which arise as a result of e-mail transmission.



## INDEPENDENT AUDITORS' REPORT

The Stockholders and the Board of Directors  
Philippine Trust Company (PHILTRUST BANK)  
Philtrust Bank Building, 1000 United Nations Avenue  
corner San Marcelino Street, Manila

### *Opinion*

We have audited the financial statements of Philippine Trust Company (PHILTRUST BANK) (the Bank), which comprise the statements of financial position as at December 31, 2025 and 2024, and the statements of income, statements of comprehensive income, statements of changes in equity and statements of cash flows for the years ended December 31, 2025, 2024 and 2023, and notes to financial statements, including summary of material accounting policy information.

In our opinion, the accompanying financial statements present fairly, in all material respects, the financial position of the Bank as at December 31, 2025 and 2024, and its financial performance and its cash flows for the years ended December 31, 2025, 2024 and 2023 in accordance with Philippine Financial Reporting Standards (PFRS) Accounting Standards.

### *Basis for Opinion*

We conducted our audits in accordance with Philippine Standards on Auditing (PSA). Our responsibilities under those standards are further described in the *Auditors' Responsibilities for the Audit of the Financial Statements* section of our report. We are independent of the Bank in accordance with the Code of Ethics for Professional Accountants in the Philippines (Code of Ethics) as applicable to audits of financial statements of public interest entities, together with the ethical requirements that are relevant to the audit of the financial statements of public interest entities in the Philippines. We have also fulfilled our other ethical responsibilities in accordance with these requirements and the Code of Ethics. We believe that the audit evidence we have obtained is sufficient and appropriate to provide a basis for our opinion.

### *Key Audit Matters*

Key audit matters are those matters that, in our professional judgment, were of most significance in our audit of the financial statements as at and for the year ended December 31, 2025. These matters were addressed in the context of our audit of the financial statements taken as a whole, and in forming our opinion thereon, and we do not provide a separate opinion on these matters.

### Accounting for and Valuation of Investment Securities

The Bank's investment securities consist of financial assets at amortized cost and financial assets at fair value through other comprehensive income, amounting to ₱83,950.2 million and ₱18,600.8 million, respectively, as at December 31, 2025. These represent 59.85% of the Bank's total assets.

We identified this as a key audit matter due to the significance of these balances to the financial statements and the judgment involved in recognition, classification, measurement and impairment assessment of these financial assets.



Our audit procedures, included, among others, (a) obtaining an understanding of the financial asset management and recording process; (b) verifying the existence of these investment securities through confirmations from custodians and inspection of supporting documents; (c) assessing the appropriateness of the classification of investment securities based on contractual cash flow characteristics and the Bank's duly approved business model; (d) testing the recognition and measurement of investment securities, including interest income, realized gains and losses and changes in fair values; and (e) evaluating management's assessment of impairment based on expected credit losses.

We also reviewed the adequacy of disclosures in Notes 3 and 8 to the financial statements.

Completeness and Accuracy of Loans and Receivables and Recognition of Interest Income, Including Transition to Loans Management System

In 2025, the Bank transitioned from traditional loan monitoring process to an automated loans management system (LMS). While the LMS is operational, certain activities, including the recognition of accrued interest and amortization of discounts, continue to be performed outside the system. As a result, loan processing and monitoring are carried out in a hybrid environment involving both system-generated and non-automated information.

Loans and receivables amounting to ₱34,468.4 million, represent 20.12% of the Bank's total assets as at December 31, 2025, while related interest income of ₱2,330.1 million represents 27.28% of the total interest income for the year.

We identified this as a key audit matter due to the significance of these balances, the volume and complexity of loan transactions, and the risks arising from the LMS implementation, including system configuration, and the operation of parallel processes alongside the LMS. These factors require careful consideration in ensuring the completeness and accuracy of loan data, the consistent application of loan terms, and appropriate recognition of interest income.

Our procedures included, among others, (a) obtaining an understanding of loan administration processes, including system changes introduced by LMS and the interaction between system-generated and parallel processes; (b) obtaining an understanding and evaluating the design of relevant controls over the LMS and key processes performed in parallel with the system, (c) testing the completeness and accuracy of loan records, including assessing the reliability of system-generated reports by tracing selected information to underlying loan documents on a sample basis; (d) recomputing interest income, accrued interest, and discount amortization for selected loan accounts based on contractual terms, and (e) verifying, on a sample basis, the classification and status of loan accounts.

The potential effects of the LMS transition on the allowance for credit and impairment losses are addressed in the related key audit matter, "Adequacy of Allowance for Credit and Impairment Losses on Loans and Receivables."

Relevant disclosures are included in Note 9 to the financial statements.



Adequacy of Allowance for Credit and Impairment Losses on Loans and Receivables

The Bank recognized allowance for credit and impairment losses on loans and receivables using the expected credit loss (ECL) model amounting to ₱3,129.8 million as at December 31, 2025.

The Bank's allowance for credit and impairment losses on loans and receivables is significant to our audit because it involves the exercise of significant management judgment, which include, among others, (a) determining the appropriate groupings of the Bank's credit risk exposures to establish the portfolio of counterparties with similar credit risk characteristics; (b) defining what constitutes a default; (c) determining the appropriate method to estimate the ECL; (d) identifying the exposures with significant increase in credit risk; (e) determining the relevant assumptions to be used in the ECL model; and (f) incorporating the appropriate forward-looking information in the ECL calculation.

Our audit procedures include understanding the methodologies and ECL model used by the Bank and assessing the compliance with the key requirements of PFRS 9, *Financial Instruments*. We have performed an independent assessment of the significant management judgment incorporated in and used in the preparation of the ECL model. We have also assessed the reliability of the data used in the ECL model through inspection of the source data.

We also checked the adequacy of disclosures made by the Bank in relation to the requirements of PFRS 9 and the discussion of the methodologies used and the related financial impact as disclosed in Notes 3, 4, 9 and 13 to the financial statements.

*Other Information*

Management is responsible for the other information. The other information comprises the information included in the SEC Form 20-IS (Definitive Information Statement) and SEC Form 17-A (Annual Report) for the year ended December 31, 2025, but does not include the financial statements and our auditors' report thereon. The SEC Form 20-IS (Definitive Information Statement) and SEC Form 17-A (Annual Report) for the year ended December 31, 2025, are expected to be made available to us after the date of this auditors' report.

Our opinion on the financial statements does not cover the other information and we will not express any form of assurance conclusion thereon.

In connection with our audits of the financial statements, our responsibility is to read the other information identified in the foregoing when these become available and, in doing so, consider whether the other information is materially inconsistent with the financial statements, or our knowledge obtained in the audit or otherwise appears to be materially misstated.

*Responsibilities of Management and Those Charged with Governance for the Financial Statements*

Management is responsible for the preparation and fair presentation of these financial statements in accordance with PFRS Accounting Standards, and for such internal control as management determines is necessary to enable the preparation of financial statements that are free from material misstatement, whether due to fraud or error.



In preparing the financial statements, management is responsible for assessing the Bank's ability to continue as a going concern, disclosing, as applicable, matters related to going concern and using the going concern basis of accounting unless management either intends to liquidate the Bank or to cease operations, or has no realistic alternative but to do so.

Those charged with governance are responsible for overseeing the Bank's financial reporting process.

*Auditors' Responsibilities for the Audit of the Financial Statements*

Our objectives are to obtain reasonable assurance about whether the financial statements as a whole are free from material misstatement, whether due to fraud or error, and to issue an auditors' report that includes our opinion. Reasonable assurance is a high level of assurance but is not a guarantee that an audit conducted in accordance with PSA will always detect a material misstatement when it exists. Misstatements can arise from fraud or error and are considered material if, individually or in the aggregate, these could reasonably be expected to influence the economic decisions of users taken on the basis of the financial statements.

As part of an audit in accordance with PSA, we exercise professional judgment and maintain professional skepticism throughout the audit. We also:

- Identify and assess the risks of material misstatement of the financial statements, whether due to fraud or error, design and perform audit procedures responsive to those risks, and obtain audit evidence that is sufficient and appropriate to provide a basis for our opinion. The risk of not detecting a material misstatement resulting from fraud is higher than for one resulting from error, as fraud may involve collusion, forgery, intentional omissions, misrepresentations, or the override of internal control.
- Obtain an understanding of internal control relevant to the audit in order to design audit procedures that are appropriate in the circumstances, but not for the purpose of expressing an opinion on the effectiveness of the Bank's internal control.
- Evaluate the appropriateness of accounting policies used and the reasonableness of accounting estimates and related disclosures made by management.
- Conclude on the appropriateness of management's use of the going concern basis of accounting and, based on the audit evidence obtained, whether a material uncertainty exists related to events or conditions that may cast significant doubt on the Bank's ability to continue as a going concern. If we conclude that a material uncertainty exists, we are required to draw attention in our auditors' report to the related disclosures in the financial statements or, if such disclosures are inadequate, to modify our opinion. Our conclusions are based on the audit evidence obtained up to the date of our auditors' report. However, future events or conditions may cause the Bank to cease to continue as a going concern.
- Evaluate the overall presentation, structure and content of the financial statements, including the disclosures, and whether the financial statements represent the underlying transactions and events in a manner that achieves fair presentation.

We communicate with those charged with governance regarding, among other matters, the planned scope and timing of the audit and significant audit findings, including any significant deficiencies in internal control that we identify during our audits.



We also provide those charged with governance with a statement that we have complied with relevant ethical requirements regarding independence, and to communicate with them all relationships and other matters that may reasonably be thought to bear on our independence, and where applicable, related safeguards.

From the matters communicated with those charged with governance, we determine those matters that were of most significance in the audit of the financial statements of the current year and are therefore considered key audit matters. We describe these matters in our auditors' report unless law or regulation precludes public disclosure about the matter or when, in extremely rare circumstances, we determine that a matter should not be communicated in our report because the adverse consequences of doing so would reasonably be expected to outweigh the public interest benefits of such communication.

The engagement partner on the audit resulting in this independent auditors' report is Grace M. Albulian.

**REYES TACANDONG & Co.**

  
GRACE M. ALBUNIAN

Partner

CPA Certificate No. 0144364

Tax Identification No. 410-858-879-000

BOA Accreditation No. 4782/P-024; Valid until June 6, 2026

SEC Accreditation No. 144364-SEC Group A

Issued October 21, 2025

Valid for Financial Periods 2025 to 2029

BIR Accreditation No. 08-005144-018-2024

Valid until November 25, 2027

PTR No. 10764003

Issued January 2, 2026, Makati City

March 24, 2026

Makati City, Metro Manila

**PHILIPPINE TRUST COMPANY (PHILTRUST BANK)**

**STATEMENTS OF FINANCIAL POSITION**

*Amounts in Thousands*

|   |      | December 31         |              |
|---|------|---------------------|--------------|
|   | Note | 2025                | 2024         |
| <b>ASSETS</b>                               |      |                     |              |
| Cash and other cash items                   | 6    | <b>₱922,061</b>     | ₱1,188,237   |
| Due from Bangko Sentral ng Pilipinas        | 6    | <b>17,223,530</b>   | 8,213,773    |
| Due from other banks                        | 6    | <b>1,513,591</b>    | 1,015,262    |
| Securities purchased under resale agreement | 7    | <b>8,550,000</b>    | 5,130,000    |
| Investment securities                       | 8    | <b>102,551,007</b>  | 123,100,788  |
| Loans and receivables                       | 9    | <b>34,468,392</b>   | 30,729,643   |
| Property and equipment                      | 10   | <b>3,214,653</b>    | 3,106,688    |
| Investment properties                       | 11   | <b>2,146,402</b>    | 2,183,443    |
| Deferred tax assets - net                   | 26   | <b>367,611</b>      | 370,229      |
| Other assets                                | 12   | <b>396,783</b>      | 433,113      |
|   |      | <b>₱171,354,030</b> | ₱175,471,176 |
| <b>LIABILITIES AND EQUITY</b>               |      |                     |              |
| <b>Liabilities</b>                          |      |                     |              |
| Deposit liabilities                         | 14   | <b>₱146,408,219</b> | ₱151,557,824 |
| Accrued interest, taxes and other expenses  | 15   | <b>336,332</b>      | 360,787      |
| Manager's checks                            |      | <b>103,866</b>      | 173,230      |
| Unearned interest                           | 8    | <b>106,684</b>      | 308,933      |
| Lease liabilities                           | 24   | <b>115,839</b>      | 112,879      |
| Other liabilities                           | 16   | <b>433,684</b>      | 281,344      |
| Total Liabilities                           |      | <b>147,504,624</b>  | 152,794,997  |
| <b>Equity</b>                               |      |                     |              |
| Capital stock                               | 18   | <b>10,000,000</b>   | 10,000,000   |
| Reserves                                    | 18   | <b>161,722</b>      | 219,219      |
| Retained earnings                           | 18   |                     |              |
| Unappropriated                              |      | <b>15,923,243</b>   | 16,395,828   |
| Appropriated                                |      | <b>800,000</b>      | -            |
| Other equity reserves                       |      | <b>(3,035,559)</b>  | (3,938,868)  |
| Total Equity                                |      | <b>23,849,406</b>   | 22,676,179   |
|   |      | <b>₱171,354,030</b> | ₱175,471,176 |

*See accompanying Notes to Financial Statements.*

**PHILIPPINE TRUST COMPANY (PHILTRUST BANK)**

**STATEMENTS OF INCOME**

*Amounts in Thousands, except Basic and Diluted Earnings per Share*

|   | Note | Years Ended December 31 |            |            |
|---|------|-------------------------|------------|------------|
|   |      | 2025                    | 2024       | 2023       |
| <b>INTEREST INCOME ON:</b>  |      |                         |            |            |
| Investment securities   | 8    | <b>₱5,796,533</b>       | ₱7,062,658 | ₱6,228,442 |
| Loans and receivables   | 9    | <b>2,330,138</b>        | 2,229,102  | 1,685,932  |
| Deposits from Bangko Sentral ng Pilipinas<br>and other banks                  | 6    | <b>255,244</b>          | 199,528    | 386,719    |
| Securities purchased under resale agreement                                   | 7    | <b>160,961</b>          | 177,011    | 149,497    |
|   |      | <b>8,542,876</b>        | 9,668,299  | 8,450,590  |
| <b>INTEREST EXPENSE ON DEPOSIT LIABILITIES</b>                                | 14   | <b>5,124,961</b>        | 6,502,809  | 5,308,184  |
| <b>NET INTEREST INCOME</b>  |      | <b>3,417,915</b>        | 3,165,490  | 3,142,406  |
| <b>PROVISION (REVERSAL OF ALLOWANCE) FOR<br/>CREDIT AND IMPAIRMENT LOSSES</b> | 13   | <b>118,027</b>          | (292,227)  | (831,398)  |
| <b>OTHER OPERATING INCOME</b>   |      |                         |            |            |
| Net foreign exchange gains  |      | <b>165,303</b>          | 278,217    | 36,295     |
| Service fees and commissions  |      | <b>71,043</b>           | 68,095     | 62,691     |
| Gain on:  |      |                         |            |            |
| Sale of investment securities   | 8    | <b>58,406</b>           | 68,589     | 161,308    |
| Sale of investment properties   | 11   | <b>31,671</b>           | 53,835     | 7,378      |
| Foreclosure of properties   | 11   | <b>16,370</b>           | 87,596     | 106,473    |
| Others - net  | 20   | <b>213,416</b>          | 347,239    | 58,130     |
|   |      | <b>556,209</b>          | 903,571    | 432,275    |
| <b>OPERATING EXPENSES</b>   |      |                         |            |            |
| Compensation and employee benefits  | 21   | <b>1,043,752</b>        | 1,000,431  | 1,012,151  |
| Occupancy, depreciation and<br>equipment-related expenses                     | 22   | <b>230,048</b>          | 200,874    | 208,817    |
| Others  | 23   | <b>1,324,626</b>        | 1,336,438  | 1,362,178  |
|   |      | <b>2,598,426</b>        | 2,537,743  | 2,583,146  |
| <b>INCOME BEFORE SALE OF QUOTED<br/>EQUITY SECURITY AND INCOME TAX</b>        |      | <b>1,257,671</b>        | 1,823,545  | 1,822,933  |
| <b>GAIN ON SALE OF QUOTED EQUITY SECURITY</b>                                 | 8    | <b>—</b>                | —          | 473,035    |
| <b>INCOME BEFORE INCOME TAX</b>   |      | <b>1,257,671</b>        | 1,823,545  | 2,295,968  |
| <b>INCOME TAX EXPENSE</b>   | 26   | <b>987,753</b>          | 1,209,532  | 1,266,859  |
| <b>NET INCOME</b>   |      | <b>₱269,918</b>         | ₱614,013   | ₱1,029,109 |
| <b>BASIC AND DILUTED EARNINGS PER SHARE</b>                                   | 19   | <b>₱0.27</b>            | ₱0.61      | ₱1.03      |

*See accompanying Notes to Financial Statements.*

PHILIPPINE TRUST COMPANY (PHILTRUST BANK)

STATEMENTS OF COMPREHENSIVE INCOME

Amounts in Thousands

|  |      | Years Ended December 31 |                   |                   |
|--|------|-------------------------|-------------------|-------------------|
|  | Note | 2025                    | 2024              | 2023              |
| <b>NET INCOME</b>  |      | <b>₱269,918</b>         | <b>₱614,013</b>   | <b>₱1,029,109</b> |
| <b>OTHER COMPREHENSIVE INCOME (LOSS)</b>                               |      |                         |                   |                   |
| <i>Items to be reclassified to profit or loss:</i>                     |      |                         |                   |                   |
| Net unrealized gains (losses) on fair value changes of debt securities | 8    | <b>839,967</b>          | (1,035,120)       | 599,836           |
| Translation adjustment   |      | <b>(5,642)</b>          | (120,529)         | 9,664             |
| <i>Items not to be reclassified to profit or loss:</i>                 |      |                         |                   |                   |
| Net unrealized gains on fair value changes of equity securities        | 8    | <b>68,984</b>           | 44,289            | 65,408            |
| Remeasurement gain on retirement liability, net of deferred tax        | 21   | –                       | 303               | 753               |
|  |      | <b>903,309</b>          | (1,111,057)       | 675,661           |
| <b>TOTAL COMPREHENSIVE INCOME (LOSS)</b>                               |      | <b>₱1,173,227</b>       | <b>(₱497,044)</b> | <b>₱1,704,770</b> |

See accompanying Notes to Financial Statements.

**PHILIPPINE TRUST COMPANY (PHILTRUST BANK)**

**STATEMENTS OF CHANGES IN EQUITY**

*Amounts in Thousands*

|  | Note | Years Ended December 31 |             |             |
|--|------|-------------------------|-------------|-------------|
|  |      | 2025                    | 2024        | 2023        |
| <b>CAPITAL STOCK</b>                                       | 18   | <b>₱10,000,000</b>      | ₱10,000,000 | ₱10,000,000 |
| <b>RESERVES</b>  | 18   |                         |             |             |
| Balance at beginning of year                               |      | 219,219                 | 72,500      | 72,320      |
| Transfer from (to) retained earnings for:                  |      |                         |             |             |
| General loan loss provision                                |      | (58,317)                | 144,305     | –           |
| Trust business   |      | 580                     | 2,174       | –           |
| Self-insurance   |      | 240                     | 240         | 180         |
| Balance at end of year                                     |      | 161,722                 | 219,219     | 72,500      |
| <b>RETAINED EARNINGS</b>                                   |      |                         |             |             |
| <b>Unappropriated</b>                                      |      |                         |             |             |
| Balance at beginning of year                               |      | 16,395,828              | 15,928,534  | 15,351,835  |
| Appropriation  |      | (800,000)               | –           | –           |
| Net income   |      | 269,918                 | 614,013     | 1,029,109   |
| Transfer from (to) reserves for:                           | 18   |                         |             |             |
| General loan loss provision                                |      | 58,317                  | (144,305)   | –           |
| Trust business   |      | (580)                   | (2,174)     | –           |
| Self-insurance   |      | (240)                   | (240)       | (180)       |
| Realized fair value loss on investment securities          | 8    | –                       | –           | (452,230)   |
| Balance at end of year                                     |      | 15,923,243              | 16,395,828  | 15,928,534  |
| <b>Appropriated</b>  |      |                         |             |             |
| Balance at beginning of year                               |      | –                       | –           | –           |
| Appropriation  | 18   | 800,000                 | –           | –           |
| Balance at end of year                                     |      | 800,000                 | –           | –           |
|  |      | 16,723,243              | 16,395,828  | 15,928,534  |
| <b>OTHER EQUITY RESERVES</b>                               |      |                         |             |             |
| <b>Cumulative Unrealized Losses on Fair Value</b>          |      |                         |             |             |
| <b>Changes of Investment Securities</b>                    | 8    |                         |             |             |
| Balance at beginning of year                               |      | (4,158,162)             | (3,167,331) | (4,284,805) |
| Net unrealized gains (losses)                              |      | 908,951                 | (990,831)   | 665,244     |
| Realized fair value gain reclassified to retained earnings |      | –                       | –           | 452,230     |
| Balance at end of year                                     |      | (3,249,211)             | (4,158,162) | (3,167,331) |
| <b>Cumulative Translation Adjustment</b>                   |      |                         |             |             |
| Balance at beginning of year                               |      | 211,042                 | 331,571     | 321,907     |
| Translation adjustment                                     |      | (5,642)                 | (120,529)   | 9,664       |
| Balance at end of year                                     |      | 205,400                 | 211,042     | 331,571     |
| <b>Cumulative Remeasurement Gains on</b>                   |      |                         |             |             |
| <b>Retirement Liability</b>                                | 21   |                         |             |             |
| Balance at beginning of year                               |      | 8,252                   | 7,949       | 7,196       |
| Net remeasurement gain, net of deferred tax                |      | –                       | 303         | 753         |
| Balance at end of year                                     |      | 8,252                   | 8,252       | 7,949       |
|  |      | (3,035,559)             | (3,938,868) | (2,827,811) |
|  |      | <b>₱23,849,406</b>      | ₱22,676,179 | ₱23,173,223 |

See accompanying Notes to Financial Statements.

**PHILIPPINE TRUST COMPANY (PHILTRUST BANK)**

**STATEMENTS OF CASH FLOWS**

*Amounts in Thousands*

|  |      | Years Ended December 31 |             |             |
|--|------|-------------------------|-------------|-------------|
|  | Note | 2025                    | 2024        | 2023        |
| <b>CASH FLOWS FROM OPERATING ACTIVITIES</b>                                      |      |                         |             |             |
| Income before income tax   |      | <b>₱1,257,671</b>       | ₱1,823,545  | ₱2,295,968  |
| Adjustments for:   |      |                         |             |             |
| Depreciation and amortization  | 10   | <b>217,582</b>          | 183,016     | 194,833     |
| Net provision (reversal of allowance) for credit and impairment losses on:       | 13   |                         |             |             |
| Loans and receivables  |      | <b>117,309</b>          | (297,681)   | (821,496)   |
| Investment securities  |      | <b>718</b>              | 5,454       | (9,902)     |
| Amortization of premium of investment securities                                 | 8    | <b>108,101</b>          | 108,205     | 88,201      |
| Gain on sale of:   |      |                         |             |             |
| Investment securities  | 8    | <b>(58,406)</b>         | (68,589)    | (634,343)   |
| Investment properties  | 11   | <b>(31,671)</b>         | (53,835)    | (7,378)     |
| Property and equipment   | 10   | <b>(1,636)</b>          | (273)       | (164)       |
| Accretion of interest on receivable  | 8    | <b>(87,934)</b>         | (87,934)    | (43,969)    |
| Dividend income  | 20   | <b>(72,923)</b>         | (47,222)    | (4,143)     |
| Retirement benefits  | 21   | <b>60,718</b>           | 56,494      | 50,705      |
| Gain on foreclosure of properties  | 11   | <b>(16,370)</b>         | (87,596)    | (106,473)   |
| Interest expense on lease liabilities  | 24   | <b>6,488</b>            | 7,425       | 11,307      |
| Provision (reversal of allowance) for impairment losses on investment properties | 11   | -                       | (80,604)    | 19,380      |
| Reversal of long-outstanding liabilities   | 16   | -                       | (35,632)    | -           |
| Gain on lease adjustment   | 24   | -                       | (7,771)     | -           |
| Gain on pre-termination of lease contract  | 24   | -                       | -           | (705)       |
| Operating income before working capital changes                                  |      | <b>1,499,647</b>        | 1,417,002   | 1,031,821   |
| Decrease (increase) in:  |      |                         |             |             |
| Loans and receivables  |      | <b>(3,790,888)</b>      | (3,952,999) | (3,581,709) |
| Other assets   |      | <b>36,240</b>           | (71,862)    | (38,020)    |
| Increase (decrease) in:  |      |                         |             |             |
| Deposit liabilities  |      | <b>(5,149,605)</b>      | (140,316)   | 4,625,614   |
| Accrued interest, taxes and other expenses                                       |      | <b>(24,455)</b>         | (15,986)    | 168,384     |
| Manager's checks   |      | <b>(69,364)</b>         | 17,367      | 12,960      |
| Unearned interest  |      | <b>(202,249)</b>        | (83,928)    | 392,861     |
| Other liabilities  |      | <b>152,130</b>          | (18,862)    | 67,356      |
| Net cash generated from (used for) operations                                    |      | <b>(7,548,544)</b>      | (2,849,584) | 2,679,267   |
| Income tax paid  |      | <b>(985,135)</b>        | (1,207,668) | (1,094,614) |
| Contributions to the retirement fund   | 21   | <b>(60,508)</b>         | (56,274)    | (50,443)    |
| Net cash provided by (used in) operating activities                              |      | <b>(8,594,187)</b>      | (4,113,526) | 1,534,210   |
| <b>CASH FLOWS FROM INVESTING ACTIVITIES</b>                                      |      |                         |             |             |
| Proceeds from:   |      |                         |             |             |
| Maturities/disposal of investment securities                                     | 8    | <b>553,601,406</b>      | 510,267,741 | 693,244,543 |
| Sale of investment properties  | 11   | <b>60,431</b>           | 280,937     | 24,784      |
| Sale of property and equipment   | 10   | <b>37,022</b>           | 59,016      | 11,165      |

(Forward)

|   |      | <b>Years Ended December 31</b> |                |                |
|---|------|--------------------------------|----------------|----------------|
|   | Note | 2025                           | 2024           | 2023           |
| <b>Additions to:</b>  |      |                                |                |                |
| Investment securities   | 8    | <b>(P531,543,000)</b>          | (P505,295,025) | (P699,521,625) |
| Property and equipment  | 10   | <b>(230,635)</b>               | (140,090)      | (94,654)       |
| Computer software   | 12   | <b>(9,405)</b>                 | (13,074)       | (5,467)        |
| Dividend received   |      | <b>72,923</b>                  | 47,222         | 1,614          |
| Net cash provided by (used in) investing activities                       |      | <b>21,988,742</b>              | 5,206,727      | (6,339,640)    |
| <b>CASH FLOWS FROM A FINANCING ACTIVITY</b>                               |      |                                |                |                |
| Payments of lease liabilities   | 24   | <b>(75,629)</b>                | (68,305)       | (73,662)       |
| <b>TRANSLATION ADJUSTMENT</b>   |      | <b>(657,016)</b>               | (1,665,198)    | 242,927        |
| <b>NET INCREASE (DECREASE) IN CASH AND CASH EQUIVALENTS</b>               |      | <b>12,661,910</b>              | (640,302)      | (4,636,165)    |
| <b>CASH AND CASH EQUIVALENTS AT BEGINNING OF YEAR</b>                     |      |                                |                |                |
| Cash and other cash items   |      | <b>1,188,237</b>               | 1,087,157      | 1,035,708      |
| Due from Bangko Sentral ng Pilipinas                                      |      | <b>8,213,773</b>               | 11,579,430     | 17,194,897     |
| Due from other banks  |      | <b>1,015,262</b>               | 1,169,066      | 1,196,557      |
| Securities purchased under resale agreement                               |      | <b>5,130,000</b>               | 2,336,535      | 1,381,191      |
|   |      | <b>15,547,272</b>              | 16,172,188     | 20,808,353     |
| <b>CASH AND CASH EQUIVALENTS AT END OF YEAR</b>                           |      |                                |                |                |
| Cash and other cash items   | 6    | <b>922,061</b>                 | 1,188,237      | 1,087,157      |
| Due from Bangko Sentral ng Pilipinas                                      | 6    | <b>17,223,530</b>              | 8,213,773      | 11,579,430     |
| Due from other banks  | 6    | <b>1,513,591</b>               | 1,015,262      | 1,169,066      |
| Securities purchased under resale agreement                               | 7    | <b>8,550,000</b>               | 5,130,000      | 2,336,535      |
|   |      | <b>P28,209,182</b>             | P15,547,272    | P16,172,188    |
| <b>OPERATING CASH FLOWS FROM INTEREST</b>                                 |      |                                |                |                |
| Interest received   |      | <b>P8,532,145</b>              | P9,625,742     | P8,872,824     |
| Interest paid   |      | <b>5,129,876</b>               | 6,440,205      | 5,279,862      |
| <b>NONCASH INFORMATION</b>  |      |                                |                |                |
| Recognition of:   |      |                                |                |                |
| Right-of-use (ROU) assets   | 10   | <b>P78,769</b>                 | P5,042         | P179,044       |
| Lease liabilities   | 24   | <b>78,769</b>                  | 5,042          | 178,174        |
| Receivable resulting from sale of investment in quoted equity instruments | 8    | -                              | -              | 1,199,662      |
| Foreclosure of properties   | 11   | <b>39,136</b>                  | 142,504        | 296,748        |
| Adjustment on:  |      |                                |                |                |
| ROU assets  | 10   | -                              | 142,994        | -              |
| Lease liabilities   | 24   | -                              | (135,223)      | -              |

See accompanying Notes to Financial Statements.

---

## PHILIPPINE TRUST COMPANY (PHILTRUST BANK)

### NOTES TO FINANCIAL STATEMENTS

*Amounts in Thousands Unless Otherwise Stated*

---

#### 1. General Information

Philippine Trust Company (PHILTRUST BANK) (the Bank) was incorporated in the Philippines and registered with the Securities and Exchange Commission (SEC) and the Bangko Sentral ng Pilipinas (BSP). The Bank is primarily engaged in commercial banking. The Bank offers a wide range of products and services such as deposit products, loans, international services, treasury and trust functions. The Bank also provides investment management, estate administration, escrow services, insurance and pension plans, stock registry and transfer services.

The Bank is one of the oldest private commercial banks in the Philippines and was issued with a Certificate of Incorporation by the SEC on October 21, 1916.

The Bank has its primary listing on the Philippine Stock Exchange, Inc. (PSE) on February 17, 1988.

The Bank was conferred full universal bank status on June 5, 2007.

As at December 31, 2025 and 2024, the Bank operates a total of 63 and 61 branches, respectively. The Bank has 76 automated teller machines (ATM): 52 on-site, distributed at its head office and branches and 24 off-site.

The principal office of the Bank is at Philtrust Bank Building, 1000 United Nations Avenue corner San Marcelino Street, Manila.

#### **Approval of the Financial Statements**

The financial statements of the Bank as at December 31, 2025 and 2024 and for the years ended December 31, 2025, 2024 and 2023 were approved and authorized for issuance by the Board of Directors (BOD) on March 24, 2026, as recommended for approval by the Audit Committee on March 23, 2026.

---

#### 2. Summary of Material Accounting Policy Information

The material accounting principles adopted by the Bank were consistently applied with those in the previous years unless otherwise indicated.

#### **Basis of Preparation and Statement of Compliance**

The financial statements have been prepared in compliance with the Philippine Financial Reporting Standards (PFRS) Accounting Standards issued by the Philippine Financial and Sustainability Reporting Standards Council and adopted by the SEC.

This financial reporting framework includes PFRS, Philippine Accounting Standards (PAS), Philippine Interpretations from International Financial Reporting Interpretations Committee (IFRIC), and the SEC pronouncements.

### **Measurement Bases**

The financial statements have been prepared on a historical cost basis, except for:

- Investment securities measured at fair value through other comprehensive income (FVOCI);
- Retirement liability that is carried at the present value of defined benefit obligation less fair value of plan asset; and
- Lease liabilities recognized at the present value of the remaining lease payments, discounted using the Bank's incremental borrowing rate.

Historical cost is generally based on the fair value of the consideration given in exchange for an asset and fair value of the consideration received in exchange for incurring a liability. Fair value is the price that would be received to sell an asset or paid to transfer a liability in an orderly transaction between market participants at the measurement date.

The fair value measurement is based on the presumption that these transactions take place either:

- in the principal market for the asset or liability; or
- in the absence of a principal market in the most advantageous market for the asset or liability.

The principal or the most advantageous market must be accessible to the Bank. The Bank measures the fair value of an asset or liability using the assumption that market participants would use when pricing the asset or liability, assuming that market participants act in their economic best interest. If an asset or liability measured at fair value has both bid and ask prices, the Bank uses the price within the bid-ask price spread, which is the most representative of fair value in the circumstances.

For nonfinancial assets, the Bank measures the fair value considering a market participant's ability to generate economic benefits by using an asset in its highest and best use or by selling it to another market participant that would use it in its highest and best use.

The Bank uses observable market data as far as possible when measuring the fair value of an asset or a liability. Fair values are categorized into different levels in a fair value hierarchy based on inputs used in the valuation techniques as follows:

- Level 1 - quoted (unadjusted) market prices in active market for identical assets or liabilities;
- Level 2 - valuation techniques for which the lowest level of input that is significant to the fair value measurement is directly or indirectly observable;
- Level 3 - valuation techniques for which the lowest level of input that is significant to the fair value measurement is unobservable.

If the inputs used to measure the fair value of an asset or a liability might be categorized in different levels of the fair value hierarchy, then the fair value measurement is categorized in its entirety in the same level of the fair value hierarchy as the lowest level input that is significant to the entire measurement.

The Bank recognizes transfers between levels of the fair value hierarchy at the end of the reporting year during which the change has occurred.

Information about the assumptions made in measuring fair values is included in Note 3, *Significant Judgments, Accounting Estimates and Assumptions*, Note 4, *Financial Risk Management* and Note 11, *Investment Properties*.

#### **Functional and Presentation Currency**

The financial statements are presented in Philippine Peso. The financial statements of the Bank include the accounts maintained in the Regular Banking Unit (RBU) and Foreign Currency Deposit Unit (FCDU). Items in the financial statements of each banking unit are measured using the currency of the primary economic environment in which the banking unit operates (the functional currency).

The functional currency of the RBU and FCDU is the Philippine Peso and United States Dollar (USD), respectively. For financial reporting purposes, the FCDU accounts are translated into their equivalent amounts in Philippine Peso. The financial statements of RBU and FCDU are combined after eliminating inter-unit accounts.

All values are rounded to the nearest thousands, unless otherwise indicated.

#### **Presentation of Financial Statements**

The Bank presents its statements of financial position broadly in the order of liquidity. An analysis of recoveries or settlements within 12 months after the reporting date (current) and more than 12 months after the reporting date (non-current) is presented in Note 17, *Classification of Assets and Liabilities*.

#### **Adoption of Amendments to PFRS Accounting Standards**

The accounting policies adopted are consistent with those of the previous financial year, except for the adoption of the Amendments to PAS 21, *The Effects of Changes in Foreign Exchange Rates - Lack of Exchangeability*, January 1, 2025. The amendments clarify when a currency is considered exchangeable into another currency and how an entity determines the exchange rate for currencies that lack exchangeability.

The amendments also introduce new disclosure requirements to help users of financial statements assess the impact when a currency is not exchangeable. An entity does not apply the amendments retrospectively. Instead, an entity recognizes any effect of initially applying the amendments as an adjustment to the opening balance of retained earnings when the entity reports foreign currency transactions. When an entity uses a presentation currency other than its functional currency, it recognizes the cumulative amount of translation differences in equity. Earlier application is permitted.

The adoption of the amendments to PFRS Accounting Standards did not materially affect the financial statements of the Bank. Additional disclosures were included in the financial statements, as applicable.

**New and Amendments to PFRS Accounting Standards Issued but Not yet Effective**

Relevant new and amendments to PFRS Accounting Standards, which are not yet effective as at December 31, 2025 and have not been applied in preparing the financial statements, are summarized below.

Effective for annual periods beginning on or after January 1, 2026 -

- Amendments to PFRS 9, *Financial Instruments*, and PFRS 7 - *Classification and Measurement of Financial Assets* – The amendments clarify that a financial liability is derecognized when the related obligation is discharged, cancelled, expires or otherwise qualifies for derecognition (e.g. settlement date), and introduces a policy option to derecognize financial liabilities settled through an electronic payment system before settlement date if the required conditions are met. The amendments also clarify the assessment of contractual cash flow characteristics of financial assets, the treatment of non-recourse loans and contractually linked instruments, as well as require additional disclosure requirements for financial assets and liabilities with contingent features and equity instruments classified at FVOCI. Earlier application is permitted.

Annual Improvements to PFRS Accounting Standards Volume 11:

- Amendments to PFRS 7 – The amendments update and remove some obsolete references related to the gain or loss on derecognition on financial assets of an entity that has a continuing involvement and to the disclosure requirements on deferred differences between fair value and transaction price. The amendments also clarify that the illustrative guidance does not necessarily illustrate all the requirements for credit risk disclosure. Earlier application is permitted.
- Amendments to PFRS 9 - *Transaction Price and Lessee Derecognition of Lease Liabilities* – The amendments clarify that when a lessee has determined that a lease liability has been extinguished in accordance with PFRS 9, the lessee must apply the derecognition criteria for a financial liability which requires recognition of a gain or loss in profit or loss. The amendments also replace the reference to ‘*transaction price as defined by PFRS 15*’ to ‘*the amount determined by applying PFRS 15*’ to remove potential confusion. Earlier application is permitted.
- Amendments to PAS 7 - *Cost Method* – The amendments replace the term ‘cost method’ with ‘at cost’ following the deletion of the definition of ‘cost method’. Earlier application is permitted.

Effective for annual periods beginning on or after January 1, 2027 -

- PFRS 18, *Presentation and Disclosure in Financial Statements* – This standard replaces PAS 1 and sets out the requirements for the presentation and disclosure of information to help ensure that the financial statements provide relevant information that faithfully represents the entity’s assets, liabilities, equity, income and expenses. The standard introduces new categories and sub-totals in the statements of comprehensive income, disclosures on management-defined performance measures, and new principles for grouping of information, which the entity needs to apply retrospectively. Earlier application is permitted.

Under prevailing circumstances, the adoption of the foregoing new and amendments to PFRS Accounting Standards is not expected to have any material effect on the financial statements of the Bank. Additional disclosures will be included in the notes to financial statements, as applicable.

### **Financial Instruments**

A financial instrument is any contract that gives rise to a financial asset of one entity and a financial liability or equity instrument of another entity.

*Date of Recognition.* The Bank recognizes a financial asset or a liability in the statement of financial position when the Bank becomes a party to the contractual provisions of a financial instrument. In the case of a regular way purchase or sale of financial assets, recognition and derecognition, as applicable, is done using settlement date accounting.

*Initial Recognition and Measurement.* Financial instruments are recognized initially at fair value, which is the fair value of the consideration given (in case of an asset) or received (in case of a liability). The initial measurement of financial instruments, except for those designated at fair value through profit or loss (FVPL), includes transaction cost.

*“Day 1” Difference.* Where the transaction in a non-active market is different from the fair value of other observable current market transactions in the same instrument or based on a valuation technique whose variables include only data from observable market, the Bank recognizes the difference between the transaction price and fair value (a “Day 1” difference) in profit or loss. In cases where there is no observable data on inception, the Bank deems the transaction price as the best estimate of fair value and recognizes “Day 1” difference in profit or loss when the inputs become observable or when the instrument is derecognized. For each transaction, the Bank determines the appropriate method of recognizing the “Day 1” difference.

### **Financial Assets**

*Classification.* The Bank classifies its financial assets at initial recognition under the following categories: (a) financial assets at FVPL, (b) financial assets at FVOCI and (c) financial assets at amortized cost.

The classification of a financial asset largely depends on its contractual cash flow characteristics and the Bank’s business model for managing them.

The Bank does not have financial assets at FVPL as at December 31, 2025 and 2024.

*Financial Assets at FVOCI - Debt Securities.* For debt securities that are not designated at FVPL under the fair value option, the financial assets are measured at FVOCI if both of the following conditions are met:

- the financial asset is held within a business model whose objective is to hold financial assets in order to collect contractual cash flows and sell the financial assets; and
- the contractual terms of the financial asset give rise, on specified dates, to cash flows that are solely payments of principal and interest on the principal amount outstanding.

These debt securities are initially measured at fair value plus transaction costs. After initial recognition, interest income (calculated using the effective interest rate method), foreign currency gains or losses and impairment losses of debt securities measured at FVOCI are recognized directly in profit or loss. Fair value changes are recognized in other comprehensive income and presented in the equity section of the statement of financial position. When the financial asset is derecognized, the cumulative gains or losses previously recognized in other comprehensive income are reclassified from equity to profit or loss as a reclassification adjustment.

Certain investments in government securities are included in this category.

*Financial Assets at FVOCI - Equity Instruments.* On initial recognition, equity instruments that are not held for trading may be irrevocably designated as a financial asset measured at FVOCI.

Dividends from equity instruments held at FVOCI are recognized in profit or loss when the right to receive payment is established, unless the dividend clearly represents a recovery of part of the cost of the investment. Foreign currency gains or losses and unrealized gains or losses from equity instruments are recognized in other comprehensive income and presented in the equity section of the statement of financial position. These fair value changes are recognized in equity and are not reclassified to profit or loss in subsequent years. On disposal of these equity securities, any cumulative gains or losses will be reclassified to retained earnings.

Investments in quoted and unquoted equity securities are classified under this category.

*Financial Assets at Amortized Cost.* Financial assets should be measured at amortized cost if both of the following conditions are met:

- it is held within a business model whose objective is to hold financial assets in order to collect contractual cash flows; and
- its contractual terms give rise, on specified dates, to cash flows that are solely payments of principal and interest on the principal amount outstanding.

Financial assets at amortized cost are subsequently measured at amortized cost using the effective interest method, less any allowance for credit and impairment losses. Amortized cost is calculated by taking into account any discount or premium on acquisition and fees that are an integral part of the effective interest rate.

Gains and losses are recognized in profit or loss when the financial assets are derecognized and through the amortization process.

Cash and other cash items, due from BSP and other banks, securities purchased under resale agreement, loans and receivables, certain investment in government securities (presented under "Investment securities" account), refundable deposits, other investments and returned checks and other cash items (RCOCI), included under "Others" in the "Other assets" account, are classified under this category.

*Reclassification.* The Bank reclassifies its financial assets when, and only when, the Bank changes its business model for managing those financial assets. The reclassification is applied prospectively from the first day of the first reporting year following the change in the business model (reclassification date).

For a financial asset reclassified out of the financial assets at amortized cost category to financial assets at FVOCI, any gain or loss arising from a difference between the previous amortized cost of the financial asset and fair value is recognized in other comprehensive income.

For a financial asset reclassified out of the financial assets at FVOCI category to financial assets at amortized cost, the financial asset is reclassified at its fair value at the reclassification date, and the cumulative gain or loss previously recognized in other comprehensive income is removed from equity and adjusted against the fair value of the financial asset at the reclassification date.

Equity securities designated to be measured at FVOCI may no longer be reclassified to another category.

*Impairment.* The Bank recognizes an allowance for expected credit losses (ECL) for all debt instruments not measured at FVPL and for exposures arising from loan commitments and financial guarantee contracts. ECL is based on the difference between the contractual cash flows due in accordance with the contract and all the cash flows that the Bank expects to receive. The difference is then discounted at an approximation to the asset's original effective interest rate and adjusted for forward-looking estimates, as appropriate. The expected cash flows will include cash flows from the sale of collateral held or other credit enhancements that are integral to the contractual terms.

The measurement of ECL reflects: (a) an unbiased probability-weighted amount that is determined by evaluating a range of possible outcomes; (b) the time value of money; and (c) reasonable and supportable information that is available without undue cost or effort at the reporting date about past events, current conditions and forecasts of future economic conditions.

ECL is a function of the probability of default, loss given default and exposure of default, with the timing of the loss also considered, and is estimated by incorporating forward-looking economic information and through the use of experienced credit judgment.

The probability of default represents the likelihood that the borrower will default either over the next 12 months or over the remaining life of the asset. Loss given default represents the Bank's expectation of the extent of loss on a default exposure. Exposure at default is an estimate of the exposure at a future default date, taking into account expected changes in the exposure after the reporting date, including repayments of principal and interest, and expected drawdowns on committed facilities.

The Bank measures loss allowances at an amount equal to the 12-month ECL for the following:

- Debt securities that are determined to have low credit risk at the reporting date; and
- Loans to customers and other financial instruments on which credit risk has not increased significantly since initial recognition.

The Bank considers its investment in debt securities to have a low credit risk when its credit risk rating is equivalent to "investment grade."

The 12-month ECL is the portion of ECL that results from default events on financial assets that are possible within the 12 months after the reporting date. Financial instruments for which a 12-month ECL is determined, are referred to as "Stage 1 financial assets".

However, when there has been a significant increase in credit risk since initial recognition, the allowance will be based on the lifetime ECL. Lifetime ECL is the ECL that results from all possible default events over the expected life of the financial instrument. Financial instruments for which a lifetime ECL is determined but which are not credit-impaired, are referred to as "Stage 2 financial assets."

When determining whether the credit risk of a financial asset has increased significantly since initial recognition, the Bank compares the risk of a default occurring on the financial instrument as at the reporting date with the risk of a default occurring on the financial asset as at the date of initial recognition and consider reasonable and supportable information, that is available without undue cost or effort, that is indicative of significant increases in credit risk since initial recognition. The Bank also considers downgrade of credit risk rating or changes in the computed probabilities of default to determine whether significant increase in credit risk has occurred subsequent to initial recognition date. As a backstop indicator, the Bank considers that there has been a significant increase in credit risk when contractual payments are more than 30 days past due. In subsequent reporting years, if the credit risk of the financial instrument improves such that there is no longer a significant increase in credit risk since initial recognition, then the Bank reverts them to Stage 1.

At each reporting date, the Bank assesses whether financial assets carried at amortized cost are credit-impaired (referred to as "Stage 3 financial assets"). A financial asset is "credit-impaired" when one or more events that have a detrimental impact on the estimated future cash flows of the financial asset have occurred. ECL for credit-impaired financial assets is based on the difference between the gross carrying amount and present value of estimated future cash flows. The Bank transfers credit exposures from Stage 3 (non-performing) to Stage 1 (performing) when there is sufficient evidence to support their full collection. Such exposures should exhibit both the quantitative and qualitative indicators of probable collection prior to the transfer. The quantitative indicator is characterized by payments made within an observation period. The qualitative indicator pertains to the results of assessment of the borrower's financial capacity. As a general rule, full collection is probable when payments of interest and/or principal are received for at least six months.

Financial assets at amortized cost are written off when there is no reasonable expectation of recovering the financial asset in its entirety or a portion thereof. This is generally the case when the Bank determines that the borrower does not have assets or sources of income that could generate sufficient cash flows to repay the amounts subject to the write-off. This assessment is carried out at the individual asset level.

*Modification or Restructuring.* The Bank may modify the original terms and conditions of an existing loan, which may include, but are not limited to change in interest rates and terms, principal amount, maturity date and repayment schedule.

If modifications are considered substantial based in the assessment of the Bank, the loan is derecognized. Generally, a modification is considered substantial if the present value of the cash flows under the new terms, including net fees paid or received and discounted using the original effective interest rate is different by at least 10% from the discounted present value of remaining cash flows of the original asset.

On the other hand, if a loan has been renegotiated or modified without resulting in a derecognition, the Bank records a modification gain or loss to the extent that an impairment loss has not been already recorded based on the change in cash flows discounted at the loan's original effective interest rate.

*Derecognition.* A financial asset (or where applicable, a part of a financial asset or part of a group of similar financial assets) is derecognized when:

- the right to receive cash flows from the asset has expired;
- the Bank retains the right to receive cash flows from the financial asset, but has assumed an obligation to pay them in full without material delay to a third party under a "pass-through" arrangement; or

- the Bank has transferred its right to receive cash flows from the financial asset and either (a) has transferred substantially all the risks and rewards of the asset, or (b) has neither transferred nor retained substantially all the risks and rewards of the asset, but has transferred control of the asset.

When the Bank has transferred its right to receive cash flows from a financial asset or has entered into a pass-through arrangement, and has neither transferred nor retained substantially all the risks and rewards of ownership of the financial asset nor transferred control of the financial asset, the financial asset is recognized to the extent of the Bank's continuing involvement in the financial asset. Continuing involvement that takes the form of a guarantee over the transferred financial asset is measured at the lower of the original carrying amount of the financial asset and the maximum amount of consideration that the Bank could be required to repay.

### **Financial Liabilities**

*Classification.* The Bank classifies its financial liabilities at initial recognition under the following categories: (a) financial liabilities at amortized cost and (b) financial liabilities at FVPL.

The Bank does not have financial liabilities at FVPL as at December 31, 2025 and 2024.

*Financial Liabilities at Amortized Cost.* Financial liabilities are categorized as financial liabilities at amortized cost when the substance of the contractual arrangement results in the Bank having an obligation either to deliver cash or another financial asset to the holder, or to settle the obligation other than by the exchange of a fixed amount of cash or another financial asset for a fixed number of its own equity instruments.

These financial liabilities are initially recognized at fair value less any directly attributable transaction costs. After initial recognition, these financial liabilities are subsequently measured at amortized cost using the effective interest method. Amortized cost is calculated by taking into account any discount or premium on the issue and fees that are an integral part of the effective interest rate. Gains and losses are recognized in profit or loss when the liabilities are derecognized or through the amortization process.

This category includes deposit liabilities, accrued interest and other expenses, manager's check, lease liabilities and other liabilities (excluding statutory liabilities, provision for impairment losses on commitments and contingent assets and retirement liability).

*Classification of Financial Instrument between Liability and Equity.* A financial instrument is classified as liability if it provides for a contractual obligation to:

- Deliver cash or another financial asset to another entity;
- Exchange financial assets or financial liabilities with another entity under conditions that are potentially unfavorable to the Bank; or
- Satisfy the obligation other than by the exchange of a fixed amount of cash or another financial asset for a fixed number of own equity shares.

If the Bank does not have an unconditional right to avoid delivering cash or another financial asset to settle its contractual obligation, the obligation meets the definition of a financial liability.

*Derecognition.* A financial liability is derecognized when the obligation under the liability is discharged, cancelled or has expired. When an existing financial liability is replaced by another from the same lender on substantially different terms, or the terms of an existing liability are substantially modified, such an exchange or modification is treated as a derecognition of the original liability and the recognition of a new liability, and the difference in the respective carrying amounts is recognized in profit or loss.

If the modification of a financial liability is not accounted for as a derecognition then the amortized cost of the liability is recalculated by discounting the modified cash flows at the original effective interest rate and the resulting gain or loss is recognized in the statements of income.

#### **Offsetting of Financial Assets and Liabilities**

Financial assets and liabilities are offset and the net amount is reported in the statement of financial position if, and only if, there is a currently enforceable legal right to offset the recognized amounts and there is intention to settle on a net basis, or to realize the asset and settle the liability simultaneously.

This is not generally the case with master netting agreements, and the related assets and liabilities are presented gross in the statement of financial position.

#### **Repurchase and Reverse Repurchase Agreements**

These are financial assets with fixed or determinable payments and fixed maturities that are not quoted in an active market. They are entered into with the intention of immediate or short-term resale and are classified as financial assets held for trading. The difference between sale and repurchase price is treated as interest and accrued over the life of the agreements using the effective interest method.

Securities purchased under agreements to resell are presented as a separate line item in the statement of financial position.

#### **Prepaid Expenses**

Prepaid expenses are expenses paid in advance and recorded as asset before these are utilized. Prepaid expenses are apportioned over the period covered by the payment and charged to appropriate expense accounts in profit or loss when incurred. Prepaid expenses that are expected to be realized for no more than 12 months after the financial reporting date are classified as current assets. Otherwise, these are classified as noncurrent assets.

#### **Property and Equipment**

Land is stated at cost less any impairment in value. Depreciable property and equipment are stated at cost less accumulated depreciation, amortization and any impairment in value.

The initial cost of property and equipment consists of its purchase price, including import duties, nonrefundable taxes and any directly attributable costs of bringing the assets to its working condition and location for its intended use.

Subsequent costs are included in the asset's carrying amount or are recognized as separate assets, as appropriate, only when it is probable that future economic benefits associated with the item will flow to the Bank and the asset can be measured reliably. All other repairs and maintenance are charged to profit or loss during the year in which these are incurred.

Depreciation and amortization are calculated using the straight-line method to allocate cost or residual values over the estimated useful lives as follows:

|                                   | Number of Years  |
|-----------------------------------|--|
| Buildings and improvements        | 25   |
| Furniture, fixtures and equipment | 5  |
| Transportation equipment          | 5  |
| Right-of-use (ROU) assets         | 3 to 10 or the related lease term,<br>whichever is shorter |

The assets' estimated useful lives and depreciation and amortization method are reviewed and adjusted if appropriate, at each reporting date. Assets are reviewed for impairment whenever assets or changes in circumstances indicate that the carrying amount may not be recoverable.

An item of the property and equipment is derecognized upon disposal or when no future economic benefits are expected to arise from the continued use of the asset. Any gain or loss arising on derecognition of the asset (calculated as the difference between the net disposal proceeds and the carrying amount of the item) is included in profit or loss, in the year the item is derecognized.

Fully depreciated assets are retained in the accounts until these are no longer in use and no further charge for depreciation and amortization is made in respect of those assets.

When assets are retired or otherwise disposed of, the cost and related accumulated depreciation, amortization and any impairment loss are removed from the accounts, any resulting gain or loss is recognized in profit or loss.

### **Investment Properties**

Investment properties consist of foreclosed properties and properties held for capital appreciation that are not occupied by the Bank.

Investment properties are measured initially at cost, including transaction costs. An investment property acquired through an exchange transaction is measured at fair value of the asset acquired, unless the fair value of such an asset cannot be measured, in which case the investment property acquired is measured at carrying amount of the asset given up. Foreclosed properties are recognized as "Investment properties" upon: (a) entry of judgment in case of judicial foreclosure; (b) execution of Certificate of Sale in case of extra-judicial foreclosure; or (c) notarization of the "Deed of Dacion" in case of dation in payment (dacion en pago). Subsequent to initial recognition, depreciable investment properties are carried at cost less accumulated depreciation, and any impairment in value. Land is carried at cost less any impairment losses.

Expenditures incurred after the investment properties have been put into operations, such as repairs and maintenance costs, are normally charged to profit or loss in the year in which the costs are incurred.

Depreciation is calculated on a straight-line basis using the remaining useful life from the time of acquisition of the investment properties but not to exceed 10 years for buildings, except if significant renovation is made thereon and the estimated useful life of the building has been extended.

Transfers are made to investment properties when, and only when, there is a change in use evidenced by ending of owner occupation, commencement of an operating lease to another party or ending of construction or development. Transfers are made from investment properties when, and only when, there is a change in use evidenced by commencement of owner occupation or commencement of development with view to sale.

Investment properties are derecognized upon disposal or when the investment properties are permanently withdrawn from use and no future benefit is expected from their disposal. Any gains or losses arising on derecognition of investment properties (calculated as the difference between the net disposal proceeds and the carrying amount of the item) are recognized in profit or loss in the year of retirement or disposal.

### **Impairment of Nonfinancial Assets**

At each reporting date, the Bank assesses whether there is any indication of impairment on nonfinancial assets. When an indicator of impairment exists or when an annual impairment testing for an asset is required, the Bank makes a formal estimate of recoverable amount. Recoverable amount is the higher of an asset's (or cash-generating units) fair value less costs of disposal and its value in use and is determined for an individual asset, unless the asset does not generate cash inflows that are largely independent of those from other assets or groups of assets, in which case the recoverable amount is assessed as part of the cash-generating unit to which it belongs. Where the carrying amount of an asset (or cash generating unit) exceeds its recoverable amount, the asset (or cash-generating unit) is considered impaired and is written down to its recoverable amount. Impairment losses are recognized in profit or loss.

In assessing value in use, the estimated future cash flows are discounted to their present value using a pre-tax discount rate that reflects current market assessment of the time value of money and the risks specific to the asset (or cash-generating unit). In determining fair value less cost of disposal, recent market transactions are taken into account, if available. If no such transaction can be identified, an appropriate valuation model is used.

An assessment is made at each reporting date as to whether there is any indication that previously recognized impairment losses may no longer exist or may have decreased. If such indication exists, the recoverable amount is estimated. A previously recognized impairment loss is reversed only if there has been a change in the estimates used to determine the asset's recoverable amount since the last impairment loss was recognized. If that is the case, the carrying amount of the asset is increased to its recoverable amount. That increased amount cannot exceed the carrying amount that would have been determined, net of depreciation and amortization, had no impairment loss been recognized for the asset in prior years. Such reversal is recognized in profit or loss. After such reversal, the depreciation and amortization are adjusted in future years to allocate the asset's revised carrying amount, less any residual value, on a systematic basis over its remaining useful life.

### **Equity**

*Capital Stock.* Capital stock is measured at par value for all shares issued. Incremental costs directly attributable to the issue of common shares are recognized as a deduction from equity, net of any tax effects.

*Reserves.* Reserves represent the appropriation of retained earnings in relation to allowance for credit losses on loans receivables from customers which are less than the 1.0% general provision prescribed by the BSP for regulatory purposes. These also include portion of the Bank's income from trust operations and reserve for contingencies and self-insurance.

*Retained Earnings.* Retained earnings include cumulative balance of net income or loss, effects of the changes in accounting policy and other capital adjustments. Appropriated retained earnings represent the portion which has been restricted and are not available for dividend declaration. Unappropriated retained earnings represent the portion which can be declared as dividends to stockholders.

*Dividend Declaration.* Dividends are recognized as a liability and deducted from equity when approved by the BOD of the Bank. Dividends for the year that are approved after year end are dealt with as an event after the reporting date.

#### **Other Comprehensive Income (Loss)**

Other comprehensive income (loss) comprises items of income and expenses (including items previously presented under equity) that are not recognized in profit or loss for the year in accordance with PFRS Accounting Standards. Other comprehensive income (losses), which are accumulated under "Other equity reserves" account, pertain to cumulative unrealized gains (losses) on fair value changes of investment securities, cumulative translation adjustment and cumulative remeasurement gains on retirement liability.

#### **Revenue Recognition**

Revenue from contracts with customers is recognized when the customer obtains control of the services at an amount that reflects the consideration to which the Bank expects to be entitled in exchange for those services. Revenue is recognized to the extent that it is probable that the economic benefits will flow to the Bank and the revenue can be measured reliably.

The Bank also assesses its revenue arrangements to determine if it is acting as a principal or as an agent. The Bank has assessed that it acts as a principal in all of its revenue sources, except for revenue from trust operations.

The following specific recognition criteria must also be met before revenue is recognized:

*Interest Income.* For all financial instruments measured at amortized cost, interest income is recorded using the effective interest rate. When calculating the effective interest rate, the Bank estimates cash flows considering all contractual terms of the financial instrument but does not consider future credit losses. The calculation includes all fees paid or received between parties to the contract that are an integral part of the effective rate, transaction costs and all other premiums or discounts.

Any differences in the acquisition price of a financial asset from its maturity value is treated as "Unearned interest" and reported in the liability section of the statement of financial position.

When a financial asset becomes credit-impaired and is, therefore, regarded as Stage 3, the Bank calculates interest income by applying the effective interest rate to the net amortized cost of the financial asset. If the financial asset cures and is no longer credit-impaired, the Bank reverts to calculating interest income on a gross basis.

*Service Fees and Commissions.* Service charges and penalties, which are presented as part of "Service fees and commissions" in profit or loss, are recognized only upon collection or accrued when there is a reasonable degree of certainty as to its collectability. Commissions arising from providing transaction services are recognized upon completion of the transaction.

*Rent Income.* Rent income arising on leased properties is accounted for on a straight-line basis of accounting over the lease terms of ongoing operating leases and is recognized in profit or loss as part of "Other Income." Contingent rent are recognized as revenue in the period in which these are earned

*Dividend Income.* Dividend income is recognized when the Bank's right to receive payment is established.

*Other Income.* Revenue is recognized when earned.

#### **Costs and Expense Recognition**

Costs and expenses are recognized in profit or loss when a decrease in future economic benefit related to a decrease in an asset or an increase of a liability has arisen that can be measured reliably. Costs and expenses are recognized upon receipt of goods, utilization of services or when the costs and expenses are incurred.

*Interest Expense.* Interest expense is recognized in profit or loss using the effective interest rate of the financial liabilities to which these relate.

*Operating Expenses.* Operating expenses constitute costs which arise in the normal business operations and are recognized when incurred.

#### **Leases**

The Bank considers whether a contract contains a lease at the inception of a contract. A contract contains a lease if the contract conveys the right to control the use of an identified asset for a period of time in exchange for consideration.

*The Bank as a Lessee.* At commencement date of the lease, the Bank recognizes ROU assets and corresponding lease liabilities, except for short-term leases (defined as leases with a lease term of 12 months or less).

For short-term leases, the Bank recognizes the lease payments as an operating expense on a straight-line basis over the term of the lease unless another systematic basis is more representative of the time pattern in which economic benefits from the leased asset are consumed.

#### **ROU Assets**

ROU assets are initially measured at cost, which consist of the initial measurement of the lease liabilities, any initial direct costs incurred, an estimate of any costs to dismantle and remove the asset at the end of the lease, and any lease payments made in advance of the lease commencement date.

Subsequent to initial measurement, the ROU assets are amortized on a straight-line basis using the expected useful life of three to 10 years or the lease term, whichever is shorter. In addition, ROU assets are periodically reduced by impairment losses, if any, an adjusted for certain remeasurements of lease liabilities.

ROU assets are presented as part of "Property and equipment" account in the statement of financial position.

#### **Lease Liabilities**

Lease liabilities are initially measured at the present value of the unpaid lease payments, discounted using the interest rate implicit in the lease (if readily available) or the Bank's incremental borrowing rate. Incremental borrowing rate is the rate of interest that the Bank would have to pay to borrow over a similar term and with a similar security the funds necessary to obtain an asset of a similar value to the ROU assets in a similar economic environment. Generally, the Bank uses its incremental borrowing rate as the discount rate.

Lease payments included in the measurement of the lease liabilities consists of fixed payments and, if any, variable payments based on an index or rate, amounts expected to be payable under a residual value guarantee, and payments arising from options reasonably certain to be exercised.

Subsequent to initial measurement, lease liabilities will be reduced for payments made and increased for interest. It is remeasured to reflect any reassessment or modification, or if there are changes in the fixed payments. When the lease liabilities are remeasured, the corresponding adjustment is reflected in the ROU assets, or profit and loss if the ROU assets are already reduced to zero.

*The Bank as a Lessor.* Leases where the Bank retains substantially all the risks and benefits of ownership of the asset are classified as operating leases. Initial direct costs incurred in negotiating an operating lease are added to the carrying amount of the leased asset and recognized on a straight-line basis over the lease term on the same basis as rental income. Contingent rent is recognized as revenue in the period in which these are earned.

### **Employee Benefits**

*Short-term Benefits.* Short term employee benefit obligations are measured on an undiscounted basis and are expensed as the related service is provided.

A provision is recognized for the amount expected to be paid under short-term cash bonus, short-term compensated absences or profit-sharing plans if the Bank has a present legal or constructive obligation to pay this amount as a result of past service provided by the employee and the obligation can be measured reliably.

*Retirement Benefits.* The Bank operates a funded, defined contribution (DC) plan covering its regular employees wherein the Bank pays a fixed contribution into a separate entity known as the trustee, which administers, manages and invests the funds. The Bank is covered under Republic Act (RA) No. 7641, *Retirement Law*, which provides for its qualified employees a defined benefit (DB) minimum guarantee. The DB minimum guarantee is equivalent to a certain percentage of the monthly salary payable to an employee at normal retirement age with the required credited years of service based on the provisions of RA No. 7641.

The Bank accounts for its retirement obligation as the higher of the DB obligation relating to the minimum guarantee and the DC plan. For the DB minimum guarantee plan, the retirement liability is determined based on the present value of the excess of the projected DB obligation over the projected DC obligation at the end of the reporting year. The present value of the retirement liability is determined by discounting the estimated future cash outflows using interest rate on government bonds that have terms to maturity approximating the terms of the related retirement liability. The DB obligation is calculated annually by a qualified independent actuary using the projected unit credit method.

Retirement benefit costs reflect services rendered by employees to the date of valuation and incorporates assumptions concerning employees' projected salaries. The Bank recognizes service costs, comprising of current service costs, past service costs, gains and losses on curtailments and non-routine settlements, and net interest expense or income in profit or loss. Net interest expense or income is calculated by applying the discount rate to the net DB liability or asset. Past service costs are recognized in profit or loss on the earlier of the date of the plan amendment or curtailment and the date that the Bank recognizes restructuring-related costs.

The DC liability is measured at the fair value of the DC assets upon which the DC benefits depend, with an adjustment for any margin on asset returns where this is reflected in the DC benefits.

Remeasurements of the net DB liability, which comprise actuarial gains and losses, the return on unallocated plan assets (excluding interest) and the effect of the asset ceiling (if any, excluding interest), are recognized immediately in other comprehensive income. Remeasurements are not reclassified to profit or loss in subsequent years.

When the benefits of a plan are changed or when a plan is curtailed, the resulting change in benefit that relates to past service or the gain or loss on curtailment is recognized immediately in profit or loss. The Bank recognizes gains or losses on the settlement of a DB plan when the settlement occurs.

### **Income Taxes**

The tax expense for the year comprises current and deferred tax. Tax is recognized in profit or loss, except to the extent that it relates to items recognized in other comprehensive income or directly in equity. In this case, the tax is also recognized in other comprehensive income or directly in equity, respectively.

*Current Tax.* Current tax assets and liabilities for the current and prior years are measured at the amount expected to be recovered from or paid to taxation authorities. The tax rates and tax laws used to compute the amount are those that are enacted or substantively enacted at the reporting date. Management periodically evaluates positions taken in tax returns with respect to situations in which applicable tax regulation is subject to interpretation. It establishes provisions where appropriate on the basis of amounts expected to be paid to the tax authorities.

*Deferred Tax.* Deferred tax is provided using the liability method on all temporary differences at the statement of financial position date between the tax bases of assets and liabilities and their carrying amounts for financial reporting purposes.

Deferred tax liabilities are recognized for all taxable temporary differences with certain exceptions. Deferred income tax assets are recognized for all deductible temporary differences, carry forward of unused net operating loss carryover (NOLCO), to the extent that it is probable that taxable profit will be available against which the deductible temporary differences and carry forward of unused MCIT and unused NOLCO can be utilized. Deferred tax, however, is not recognized when it arises from the initial recognition of an asset or liability in a transaction that is not a business combination and, at the time of the transaction, affects neither the accounting profit nor taxable profit or loss.

The carrying amount of deferred tax assets is reviewed at the end of each reporting year and reduced to the extent that it is no longer probable that sufficient future taxable profit will be available to allow all or part of the deferred tax assets to be utilized. Unrecognized deferred tax assets are re-assessed at the end of each reporting year and are recognized to the extent that it has become probable that sufficient future taxable profit will allow the deferred tax asset to be recovered.

Deferred income tax assets and liabilities are measured at the tax rates applicable to the year when the asset is realized or the liability is settled, based on tax rates (tax base) and regulations that have been enacted or substantively enacted at the reporting date.

Deferred income tax assets and liabilities are offset when there is a legally enforceable right to offset current tax assets against current tax liabilities and when the deferred income taxes assets and liabilities relate to income taxes levied by the same taxation authority on either the taxable entity or different taxable entities where there is an intention to settle the balances on a net basis.

### **Foreign Currency Transactions**

*RBU.* Transactions in currencies other than Philippine Peso are recorded at the rate of exchange prevailing on the date of the transaction. At each reporting date, monetary assets and liabilities denominated in foreign currencies are translated at the rates prevailing on the reporting date. Foreign exchange gains or losses are recognized in profit or loss in the year in which these are incurred.

Non-monetary items that are measured in terms of historical cost in a foreign currency are translated using the exchange rates as at the dates of the initial transactions. Non-monetary items measured at fair value in a foreign currency are translated using the exchange rates at the date when the fair value is determined.

*FCDU.* As at the reporting date, the assets and liabilities of the FCDU are translated into the Bank's functional and presentation currency using the BSP closing rate, and its income and expenses are translated at the BSP weighted average rate for the year. Exchange differences arising from translation of foreign currency are recognized as other comprehensive income under "Cumulative translation adjustment". Upon disposal of the FCDU or actual remittance of FCDU profits to RBU, the deferred cumulative amount recognized as "Cumulative translation adjustment" in other comprehensive income is reclassified to profit or loss.

### **Related Party Transactions**

Parties are considered to be related if one party has the ability, directly or indirectly to control the other party or exercise significant influence over the other party in making financial and operating decisions. Parties are also considered to be related if they are subject to common control or common significant influence. Related parties may be individuals or corporate entities. Transactions between related parties are based on terms similar to those offered to non-related parties.

Related party transactions are considered material and/or significant if (i) these transactions amount to 10% or higher of the Bank's total assets or, (ii) there are several transactions or a series of transactions over a 12-month period with the same related party amounting to 10% or higher of the Bank's total assets. Details of transactions entered into by the Bank with related parties are reviewed by the BOD in accordance with the Bank's related party transactions policies.

### **Earnings per Share (EPS)**

The Bank presents basic and diluted EPS data for its common shares. Basic EPS is computed by dividing the profit or loss attributable to ordinary shareholders of the Bank by the weighted average number of ordinary shares outstanding during the year. Diluted EPS is determined by adjusting the profit or loss attributable to ordinary shareholders and the weighted average number of ordinary shares outstanding for the effects of all dilutive potential common shares, if any.

### **Fiduciary Activities**

Assets and income arising from fiduciary activities, together with related undertakings to return such assets to customers, are excluded from the financial statements where the Bank acts in a fiduciary capacity such as nominee, trustee or agent.

### **Segment Reporting**

Operating segments are components of the Bank: (a) that engage in business activities from which they may earn revenue and incur expenses (including revenues and expenses relating to transactions with other components of the Bank); (b) whose operating results are regularly reviewed by the Bank's senior management, its chief operating decision maker, to make decisions about resources to be allocated to the segment and assess its performance; and (c) for which discrete financial information is available.

For purposes of management reporting, the Bank's operating businesses are organized and managed separately based on the nature of the business segment, with each business representing a strategic business segment.

### **Provisions**

Provisions are recognized when the Bank has a present obligation (legal or constructive) as a result of a past event, it is probable that an outflow of resources embodying economic benefits will be required to settle the obligation, and a reliable estimate can be made of the amount of the obligation.

Where the Bank expects some or all of a provision to be reimbursed, for example under an insurance contract, the reimbursement is recognized as a separate asset but only when the reimbursement is virtually certain. The expense relating to any provision is presented in the statement of income net of any reimbursement.

### **Contingencies**

Contingent assets are not recognized in the financial statements but are disclosed in the notes to financial statements when an inflow of economic benefits is probable. Contingent liabilities are not recognized in the financial statements. These are disclosed in the notes to financial statements unless the possibility of an outflow of resources embodying economic benefits is remote.

### **Events after the Reporting Year**

The Bank identifies events after the end of the reporting year as those events, both favorable and unfavorable, that occur between the end of the reporting year and the date when the financial statements are authorized for issue. The financial statements of the Bank are adjusted to reflect those events that provide evidence of conditions that existed at the end of the reporting year. Non-adjusting events after the end of the reporting year are disclosed in the notes to financial statements, when material.

---

## **3. Significant Judgments, Accounting Estimates and Assumptions**

The preparation of the financial statements requires management to exercise judgment, make estimates, and use assumptions that affect amounts of assets, liabilities, income and expenses reported in the financial statements and related disclosures. The judgments, estimates and assumptions used in the financial statements are based upon management's evaluation of relevant facts and circumstances as at the date of the financial statements. While management believes that the assumptions are reasonable and appropriate, significant differences in the actual experience or significant changes in the assumptions may materially affect the estimated amounts. Actual results could differ from such estimates.

### **Judgments**

In the process of applying the Bank's accounting policies, management has made the following judgment, apart from those involving estimations, which have the most significant effect on the amounts recognized in the financial statements.

*Determining the Classification of Financial Assets.* Classification of financial assets depends on the results of the business model test and sole payment of principal and interest (SPPI) test performed by the Bank.

The Bank exercises judgment in determining the business model to be used in managing its financial instruments to achieve their business objectives.

Below are the factors considered by the Bank in its business model assessment, among others:

- Specific business objectives in holding the financial assets.
- Policies in managing the risks of the financial assets.
- Expected frequency, value and timing of sales.
- Key performance indicators of the financial assets.

The Bank also determines whether the contractual terms of debt securities classified and measured as financial assets at amortized cost give rise to specified dates to cash flows that are SPPI, with interest representing time value of money and credit risk associated with the outstanding principal amount. Any other contractual term that changes the timing or amount of cash flows does not meet the SPPI test.

*Determining the Functional Currency.* The Bank uses its judgment to determine the functional currency such that it most faithfully represents the economic effects of the underlying transactions, events and conditions that are relevant to the entity. In making this judgment, the Bank considers the following:

- The currency that mainly influences sales price for financial instruments and services or the currency in which sales prices for its financial instruments and services are denominated and settled.
- The currency in which funds from financing activities are generated.
- The currency in which receipts from operating activities are usually retained.

Based on the foregoing and the economic substance of the underlying circumstances relevant to the Bank, the functional currency of the Bank has been determined to be the Philippine Peso, which is the currency of the primary economic environment in which the Bank operates.

*Determining the Classification of Lease Arrangements and Appropriate Lease Term and Discount Rates.* The Bank, as a lessee, has existing lease agreements with related parties and third parties for its branches.

The Bank recognizes ROU assets and lease liabilities measured at the present value of lease payments to be made over the lease term using the Bank's incremental borrowing rate, except for its short-term leases.

The Bank has exercised significant judgment in determining the lease term as the non-cancellable term of the lease, together with any periods covered by an option to extend the lease if it is reasonably certain to be exercised, or in any periods covered by an option to terminate the lease, if it is reasonably certain not to be exercised.

The Bank has lease contracts that include extension and termination options. The Bank applies judgment evaluating whether it is reasonably certain whether or not to exercise the option to renew or terminate the lease. It considers all relevant factors that create an economic incentive for it to exercise either the renewal or termination. After the commencement, the Bank reassess the lease term if there is a significant event or change in circumstances that is within the control that affects the ability to exercise or not to exercise the option to renew or terminate such as construction of a significant leasehold improvement or significant customization of the leased asset.

The Bank elected not to recognize ROU assets and lease liabilities for short-term leases. The Bank recognizes the lease payments associated with these leases as expense on a straight line basis over the lease term.

Significant management judgment was likewise exercised by the Bank in determining the discount rate, whether implicit rate, if readily available or incremental rate, to be used in calculating the present value of ROU assets and lease liabilities. The discount rate used is 2.78% to 7.08% in 2025 and 2024, which pertain to the incremental borrowing rates based on the Bloomberg Valuation Service (BVAL) rates adjusted by credit spread of the Bank.

Reassessments are made on a continuing basis whether changes should be reflected in the amount of lease liabilities due to circumstances affecting lease payments and discount rates.

The amounts recognized in the financial statements in relation to the Bank's lease agreements are disclosed in Notes 10 and 24.

*Determining the Operating Segments.* Determination of operating segments is based on the information about components of the Bank that management uses to make decisions about the operating matters. Operating segments use internal reports that are regularly reviewed by the Bank's chief operating decision maker in order to allocate resources to the segment and assess its performance.

The Bank determined that its operating segments are organized and managed separately based on the nature of the business segment, with each business representing a strategic business segment (see Note 29).

*Evaluating Contingencies.* The Bank is currently involved in legal proceedings. The estimate of the probable costs for the resolution of these claims has been developed in consultation with outside counsel handling the Bank's defense in these matters and is based upon an analysis of potential results. Management does not believe that these proceedings will have a material adverse effect on its financial position. It is possible, however, that future results of operations could be materially affected by changes in the estimates or in the effectiveness of the strategies relating to these proceedings.

Information about the contingencies and commitments of the Bank are included in Note 28, *Commitments and Contingent Assets and Liabilities*.

### **Estimates and Assumptions**

The key assumptions concerning the future and other key sources of estimation uncertainty at the financial reporting date, that have a significant risk of causing a material adjustment to the carrying amounts of assets and liabilities within the next financial year are discussed below.

Estimates and underlying assumptions are reviewed on an ongoing basis. Revisions to accounting estimates are recognized in the year in which the estimate is revised and in any future years affected.

*Determining the Fair Values of Financial Instruments.* Certain financial assets and liabilities which are carried at fair value and whose fair values are disclosed, requires extensive use of accounting estimates. While significant components of fair value measurement were determined using verifiable objective evidence, the amount of changes in fair value would differ if the Bank utilized different valuation methodologies. Any changes in fair value of these financial assets would affect profit and loss and equity.

When the fair values of financial assets and liabilities recognized or disclosed in the financial statements cannot be derived from the active market, the fair values are determined using internal valuation techniques that include the use of mathematical models. The inputs to these models are taken from observable market where possible, but where this is not feasible, a degree of judgment is required in establishing fair values.

The fair values of the Bank's financial instruments are disclosed in Note 4.

*Estimating the Credit and Impairment Losses on Financial Assets.* Credit and impairment losses on financial assets are based on ECL. In assessing the ECL, the Bank uses historical credit loss experience adjusted for forward-looking factors, as appropriate.

The Bank measures impairment loss based on the 12-month ECL for the following:

- Debt securities that are determined to have credit risk rating equivalent to "investment grade", and thus, a low credit risk at the reporting date.
- Receivables from customers and other financial instruments on which credit risk has not increased significantly since initial recognition.

The Bank measures impairment loss based on the lifetime ECL for receivables from customers for which credit risk has increased significantly since initial recognition, or when:

- Borrower or a group of borrowers are experiencing financial difficulty;
- Payment delinquency in principal and/or interest payments (missed payments);
- Financial or management reorganization which may impact borrower's ability to meet its contractual obligations with the Bank;
- There is adverse information gathered from credit bureau or industry sources;
- Borrower defaulted in his account/s with other lenders;
- Adverse changes in business, financial or economic conditions that are expected to impact the borrower's ability to pay obligations;
- Significant change in the value of the collateral or quality of third party guarantees which are expected to reduce borrower's economic incentive to pay their obligations;
- Change in the performance and behavior of the borrower;
- Borrower has missed payment for loan obligations between 16 and 90 days from due date or based on the approved curing period of the Bank; and
- Restructured account is in current status but has not yet established track record of six months' consecutive payments from restructuring date.

In estimating ECL, the Bank estimates the amounts and timing of future cash flows and collateral values and assesses whether there is a significant increase in credit risk. Below are the components considered in the calculation of ECL.

- Statistical models which are primarily based on regression analysis.
- Internal Credit Risk Rating (ICRR) and certain qualitative factors in determining whether there has been a significant increase in credit risk to determine when to measure lifetime credit losses.
- Latest fair values of collaterals and historical recovery rates of foreclosed assets for loss given default calculations.
- Segmentation of financial assets for collective assessment of ECL.

Evidence that a financial asset is credit-impaired includes observable data about the following events:

- Significant financial difficulty of the issuer or the borrower.
- A breach of contract, such as a default or past due event.
- The lenders of the borrower, for economic or contractual reasons relating to the borrower's financial difficulty, having granted to the borrower concessions that the lenders would not otherwise consider.
- It is becoming probable that the borrower will enter bankruptcy or other financial reorganization.
- The disappearance of an active market for that financial asset because of financial difficulties.
- The purchase or origination of a financial asset at a deep discount that reflects the incurred credit losses.

It may not be possible to identify a single discrete event - instead, the combined effect of several events may have caused financial assets to become credit-impaired.

#### Financial Assets at FVOCI - Debt Securities

The Bank recognized provision for credit and impairment losses on debt securities classified as financial assets at FVOCI amounting to ₱402 and ₱2,258 in 2025 and 2024, respectively (see Note 13). Reversal of allowance for credit and impairment losses amounted to ₱5,828 and in 2023 (see Note 13).

Details of certain debt securities at FVOCI are disclosed in Note 8.

#### Financial Assets at Amortized Cost

The Bank recognized provision for credit and impairment losses on government securities and corporate bonds classified under financial assets at amortized cost amounting to ₱316 and ₱3,196 in 2025 and 2024, respectively (see Note 13). Reversal of allowance for credit and impairment losses recognized in 2023 amounted to ₱4,074 (see Note 13).

Details of certain financial assets at amortized cost are disclosed in Note 8.

#### Loans and Receivables

In 2025, the Bank recognized provision amounting to ₱117,309. A reversal of allowance for credit and impairment losses amounting to ₱297,681 and ₱821,496 was recognized in 2024 and 2023, respectively (see Note 13).

Details of loans and receivables are disclosed in Note 9.

#### Other Financial Assets at Amortized Cost

For other financial assets at amortized cost such as cash and other cash items, due from BSP and other banks, securities purchased under resale agreement, refundable deposits, other investments, and RCOI (included under "Others" in the "Other assets" account), no allowance for credit and impairment losses was recognized because these are placements with reputable counterparties that possess good ratings.

The carrying amount of the other financial assets at amortized cost are discussed in Notes 6, 7 and 12.

#### Commitments and Contingent Assets

The Bank has recognized allowance for impairment losses on commitments and contingent assets amounting to ₱14,257 as at December 31, 2025 and 2024 (see Note 13). These pertain to commitments and contingent assets which are not reflected in the financial statements.

*Determining the Classification between Investment Properties and Owner-occupied Properties.* The Bank determines whether a property qualifies as investment property. In making its judgment, the Bank considers whether the property generates cash flows largely independent of the other assets held by an entity. Owner-occupied properties generate cash flows that are attributable not only to property but also to the other assets used in the ordinary course of business.

Some properties consist of a portion that is held to earn rentals or for capital appreciation and another portion that is held for use in the ordinary course of business or for administrative purposes. If these portions cannot be sold separately, the property is accounted for as investment property only if an insignificant portion is held for use in the ordinary course of business or for administrative purposes. Judgment is applied in determining whether ancillary services are so significant that a property does not qualify as investment property. The Bank considers each property separately in making judgment.

The Bank classifies all properties which have a portion that is earning rentals and another portion which are used in the ordinary course of business or used in administrative purposes as owner-occupied properties based on the criterion above. In this case, such properties were included under the "Property and equipment" account.

*Estimating the Useful Lives of Depreciable Property and Equipment (including ROU Assets), and Investment Properties, and Computer Software.* The Bank estimates the useful lives of depreciable property and equipment and investment properties, and computer software, and for purposes of computing depreciation and amortization based on the year over which the assets are expected to be available for use.

The estimated useful lives are reviewed annually and changed if expectations differ from previous estimates due to physical wear and tear, technical or commercial obsolescence and legal or other limits on the use of the assets. However, it is possible that future results of operations could be materially affected by changes in factors mentioned in the foregoing. The amounts and timing of recorded expenses for any year would be affected by changes in these factors and circumstances. A reduction in the estimated useful lives of the property and equipment, investment properties, and computer software would increase the recorded expenses and decrease assets.

There was no change in the estimated useful lives of the property and equipment and investment properties, and computer software in 2025 and 2024. The carrying amounts of depreciable assets are discussed in Notes 10, 11, and 12.

*Assessing the Impairment on Nonfinancial Assets.* The Bank assesses impairment on property and equipment (including ROU assets), investment properties, and computer software whenever events or changes in circumstances indicate that the carrying amount of an asset may not be recoverable.

The factors that the Bank considers important which could trigger an impairment review include the following:

- Significant underperformance relative to expected historical or projected future operating results.
- Significant changes in the manner of use of the acquired assets or the strategy for overall business.
- Significant negative industry or economic trends.

There is no indicator that the nonfinancial assets, except for investment properties, are impaired. Accordingly, no provision for impairment losses on property and equipment and computer software was recognized 2025, 2024 and 2023.

In 2024, the Bank recognized a reversal of impairment losses on investment properties amounting to ₱80,604 (see Note 11).

The carrying amounts of the nonfinancial assets are discussed in Notes 10, 11, and 12.

*Determining the Retirement Liability.* The present value of the excess of the projected DB minimum guarantee over the projected DC obligation at the end of the reporting period depends on a number of factors that are determined on an actuarial basis. The assumptions used in determining the net cost (income) for pensions include the discount rate. Any changes in these assumptions will impact the carrying amount of retirement obligations.

The Bank determines the appropriate discount rate at the end of each year. This is the interest rate that should be used to determine the present value of estimated future cash outflows expected to be required to settle the retirement obligations. In determining the appropriate discount rate, the Bank considers the interest rates of government securities that are denominated in the currency in which the benefits will be paid and that have terms to maturity approximating the terms of the related retirement obligation.

Other key assumptions for retirement obligations are based in part on current market conditions. Additional information is disclosed in Note 21.

*Assessing the Realizability of Deferred Tax Assets.* The Bank reviews its deferred tax assets at each reporting date and reduces the carrying amount to the extent that is no longer probable that sufficient taxable profit will be available to allow all or part of the deferred tax asset to be utilized. Any deferred tax asset will be re-measured if it might result in derecognition when the expected tax law to be enacted has a possible risk on the realization. Management believes that sufficient taxable profit will be generated to allow all or part of the deferred income tax assets to be utilized.

Management assessed that it is not probable that sufficient future taxable profit will be available to allow all or part of the unrecognized deferred tax assets to be utilized.

The recognized and unrecognized deferred tax assets are further discussed in Note 26.

---

#### 4. Financial Risk Management

The Bank has exposure to the following major risks from its use of financial instruments:

- Credit risk
- Liquidity risk
- Market risk
- Operational risk

##### **Risk Management Framework**

The BOD is responsible for establishing and maintaining a sound risk management framework. This includes understanding the nature and level of risks assumed by the bank. The overall management of risks lies on the business strategy as directed by the BOD through approved policies in risk management.

The Bank identifies the major risks and said major risks are classified between quantifiable risks and non-quantifiable risks. Quantifiable risks include liquidity risk, market risk and credit risk, while Non-Quantifiable risks include operational risk and other related risks where impact is considered.

Through the direction of the BOD, the following comprise the risk management structure of the Bank:

*Executive Committee.* The Executive Committee plays the crucial role of analyzing, evaluating, and approving product attributes such as: market, liquidity and credit risk; operations risk; control and compliance; audit, legal and regulatory; and system and technology issues for new activities/products.

*Senior Management.* The Senior Management is responsible for the implementation and ensure compliance of department personnel to Risk Management policies and oversee day-to-day operations within the bank. They are tasked to make recommendations and endorse reports from departments to the BOD.

*Risk Oversight Committee (ROC).* The ROC is responsible for the creation and oversight of the Bank's corporate risk policy. Along with the Risk-Taking Party and Risk Management Department (RMD), they are tasked to identify and analyze the risks faced by the Bank, to set and recommend to the BOD the quantified reports and assessment of risks exposures, and to ensure that each business unit continuously monitors the adequacy and soundness of policies, assumptions and practices.

*Asset and Liability Committee (ALCO).* The ALCO ensures that at all times the Bank maintains adequate liquidity, sufficient capital and appropriate funding to meet all business requirements and complies with all regulatory requirements.

*Credit and Loan Review Committee (CLRC).* The CLRC is primarily responsible for credit risk management of the Bank. It establishes the standards for credit analysis, define credit risk measurements, establish internal risk ratings and review the credit risk infrastructure's ability to support the Bank's risk policies.

*Risk Management Department (RMD).* The RMD is an independent business function that is tasked to identify, measure, mitigate, monitor and report risks from the Bank's trading, position-taking, lending, borrowing, and other transactional activities.

*Audit Committee (AC).* The AC is responsible for monitoring compliance with the Bank's risk management policies and procedures, and for reviewing the adequacy of the risk management system in place in relation to the risks faced by the Bank. The Bank's AC is assisted in its oversight role by Internal Audit (IA). IA undertakes both regular and ad hoc reviews of risk management controls and procedures, the results of which are reported to the AC.

### **Credit Risk**

The Bank's credit risk arises from lending, trade finance, and investment activities and represents the risk of loss due to a borrower's or counterparty's failure to meet its contractual obligations.

### **Credit Risk Management**

*Measurement of Credit Risk.* In measuring credit risk at a counterparty level, the Bank considers three components: (i) the probability of default by the client or counterparty on its contractual obligations; (ii) current exposures to the counterparty and its likely future development; and (iii) the likely recovery ratio on the defaulted obligations.

The Bank holds collateral on most of its loans and receivables in the form of mortgage interest over real property and deposits of the borrowers with the Bank. Estimates of fair value of the property are based on the value of collateral assessed at the time of borrowing and are updated periodically or when a loan is individually assessed as impaired.

Credit risk exposure to financial assets is managed through risk assessment of individual exposures, including the setting and regular review of transaction and counterparty limits, as well as lending authorities delegated to credit officers, to ensure that the credit risk is kept to acceptable levels.

*Due from BSP and Other Banks and Securities Purchased Under Resale Agreement.* The credit risk for due from BSP and other banks and securities purchased under resale agreement with the BSP is not considered significant because the counterparties are the BSP, which is considered risk free, and reputable banks with high quality external credit ratings.

As at December 31, 2025 and 2024, due from BSP and other banks and securities purchased under resale agreement are classified as "high grade" under Stage 1 financial assets.

*Investments in Debt Securities.* Investments in debt securities pertain to a portfolio of government securities. ECL for these investments is determined using the probability of default provided in Bloomberg. Investments in debt securities are classified as "high grade" under Stage 1 financial assets.

*Loans and Receivables.* In respect of loans to borrowers, the Bank is not exposed to any significant credit risk to any single counterparty. Credit risk is determined by the Bank after considering historical, forward-looking information and credit enhancements on collaterals. The credit risk for loans and receivables are considered minimal since loans are fully covered by collaterals.

The amount and type of collateral required depend on the assessment of the credit risk of the borrower or counterparty. Guidelines are established and implemented regarding the acceptability of types of collateral valuation and parameters.

The Bank's policy is to dispose of foreclosed properties in the most expeditious manner possible. Sale is facilitated by offering incentives to the Bank's accredited brokers and through evaluating and offering credit terms, which includes reduced rates for down payment as compared to prevailing market rates.

*Credit-related Commitments.* The primary purpose of these instruments is to ensure that funds are available to a customer as required. Standby letters of credit carry the same risk as loans. Documentary and commercial letters of credit - which are written undertaking by the Bank on behalf of a customer authorizing a third party to draw drafts on the Bank up to a stipulated amount under specific terms and conditions - are collateralized by the underlying shipments of goods to which they relate and therefore carry less risk than a direct loan.

#### **Maximum Exposure to Credit Risk before Collaterals Held or Other Credit Enhancements**

Credit risk exposures relating to significant on-balance sheet financial assets are as follows:

|   | Note | 2025                | 2024         |
|---|------|---------------------|--------------|
| Due from BSP                                | 6    | <b>₱17,223,530</b>  | ₱8,213,773   |
| Due from other banks                        | 6    | <b>1,513,591</b>    | 1,015,262    |
| Securities purchased under resale agreement | 7    | <b>8,550,000</b>    | 5,130,000    |
| Investment securities*                      | 8    | <b>102,160,193</b>  | 122,778,958  |
| Loans and receivables                       | 9    | <b>34,468,392</b>   | 30,729,643   |
|   |      | <b>₱163,915,706</b> | ₱167,867,636 |

\*Excluding equity securities

The above table represents the maximum credit exposure of the Bank without taking into account any collateral held or other credit enhancements. The exposures set out above are based on net carrying amounts as reported in the statements of financial position.

Credit risk exposures relating to off-balance sheet items are as follows:

|                                     | 2025              | 2024       |
|-------------------------------------|-------------------|------------|
| Trust department accounts           | <b>₱1,178,949</b> | ₱1,128,408 |
| Unused commercial letters of credit | <b>306,005</b>    | 293,256    |
| Outward bills for collection        | <b>15,171</b>     | 40,507     |
| Inward bills for collection         | <b>7,017</b>      | 11,928     |
| Late deposits                       | <b>5,238</b>      | 21,606     |
| Trade related guarantees            | <b>1,138</b>      | –          |
| Items held as collateral            | <b>9</b>          | 11         |
|                                     | <b>₱1,513,527</b> | ₱1,495,716 |

For loans receivable from customers, the credit quality is generally monitored using the Bank's internal rating system. It is the Bank's policy to maintain accurate and consistent risk ratings across the credit portfolio. This facilitates management to focus on major potential risk and the comparison of credit exposures across all lines of business, demographics and products. The rating system has two parts, namely: the borrower's risk rating and the facility risk rating. It is supported by a variety of financial analytics, combined with an assessment of management and market information to provide the main inputs for the measurement of credit risk.

The Bank uses ICRR to classify the credit quality of its receivable portfolio. This is being upgraded, as necessary, to enhance credit evaluation parameters across different market segments and achieve a more sound and robust credit risk assessment.

Descriptions and classifications of the loan grades used by the Bank for receivables from customers are as follows:

| <b>Risk Rating</b> | <b>Classification</b> | <b>Credit Quality</b> |
|--------------------|-----------------------|-----------------------|
| 1                  | Excellent             | High Grade            |
| 2                  | Strong                | High Grade            |
| 3                  | Good                  | High Grade            |
| 4                  | Satisfactory          | Standard Grade        |
| 5                  | Acceptable            | Standard Grade        |
| 6                  | Watchlist             | Standard Grade        |
| 7                  | Special Mention       | Impaired              |
| 8                  | Substandard           | Impaired              |
| 9                  | Doubtful              | Impaired              |
| 10                 | Loss                  | Impaired              |

*Risk Rating 1 – Excellent.* The borrower has no history of delinquency and is paying as agreed.

A borrower in this category is highly liquid, can be sustained and has a strong repayment capacity. The financial condition of the borrower is good, with above industry average financial indicators.

The borrower has no existing disruptions and/or future disruptions are unlikely. The borrower is a market leader with above average profit, not dependent on a few customers and suppliers, and stable with good probability for growth.

Under this category, the borrower’s management ability demonstrated competence under the current business model, with well thought-out corporate strategy and sensible and efficient management structure.

*Risk Rating 2 – Strong.* The borrower has no history of delinquency and is paying as agreed.

A borrower in this category has strong operating trends and liquidity is adequate. The borrower has no existing disruptions and/or future disruptions are unlikely. The borrower’s management ability demonstrated competence under the current business model.

Borrower has a strong market and financial position with a history of successful performance. The overall debt service capacity as measured by cash flow to total debt service is very strong; the critical balance sheet ratios are within the industry average.

*Risk Rating 3 – Good.* The borrower is paying as agreed and no history of default in the last 12 months.

The borrower’s borrowing base supports the line of credit. The borrower has no existing disruptions and/or future disruptions are unlikely. The borrower’s management ability demonstrated competence under the current business model.

A borrower in this category usually exhibits characteristics of some degree of stability and substance and the probability of default is still quite low.

*Risk Rating 4 – Satisfactory.* The borrower under this category is paying as agreed and has adequate to marginal repayment capacity. There are disruptions identified from external factors but the borrower has or will likely overcome.

*Risk Rating 5 – Acceptable.* Borrower's account status is current. However, it has marginal liquidity. There is a declining trend in operations of the borrower.

This category represents borrowers who may still be able to withstand normal business cycles. However, any prolonged unfavorable economic and/or market condition would create an immediate deterioration beyond acceptable level.

*Risk Rating 6 – Watchlist.* Borrower's account status is current. However, the borrower is incurring delays of up to 30 to 60 days, but with probability that it will be brought back to current. Adverse business, financial, or economic conditions will likely impair the borrower's capacity or willingness to meet its financial requirements.

Operating performance and financial strength may be marginal and it is uncertain whether the borrower can attract alternative sources of financing. Typically, the borrower will find it very hard to cope with any significant economic downturn and a default in such a case is more than a possibility.

*Risk Rating 7 – Special Mention.* There is an evidence of weakness in financial condition or credit-worthiness for borrowers under this category.

A borrower in this category is characterized by some probability of default, manifested by some or all of the following:

- Evidence of weakness in the borrower's financial condition or creditworthiness;
- Unacceptable risk generated by potential or emerging weaknesses as far as asset protection and/or cash flow is concerned. Concerns center on the potential for a continuation of unfavorable economic, market, or borrower specific conditions or trends, which may affect future debt service capacity;
- Indications that the borrower's ability or willingness to service debt are in doubt;
- Necessity or strong likelihood for rescheduling of the loan; and
- Decline in values of, or adverse developments on, collaterals securing the loan.

These loans have potential weaknesses that deserve close attention. These potential weaknesses, if left uncorrected, may affect the repayment of the loan, and thus increase credit risk to the Bank.

Some of their basic characteristics are:

- Loans with missing collateral folders and documents including but not limited to title papers, mortgage instruments, and promissory notes.
- Loans to firms not supported by Board Resolutions authorizing the borrowing.
- Loans with no credit investigation report.
- Loans with no latest income tax returns and/or latest audited financial statements.
- Loans whose repayment may be endangered by economic or market conditions.
- Loans to borrowers whose properties securing the loan (previously well secured by collateral) have declined in value with other adverse information.
- Loans past due for more than 30 days up to 90 days.

A downgrade of the account to this rating (7 – Poor / Special Mention) becomes necessary when:

- The Bank is still a 'going concern', still performing and non-defaulting.
- Action and/or restructuring is imminent.
- A restructuring is perceived to be without any loss perspective.

*Risk Rating 8 – Substandard.* The borrower is currently highly vulnerable and is in a state of default. Substandard loans are loans or portions thereof which appear to involve a substantial and unreasonable degree of risk to the Bank because of unfavorable or unsatisfactory characteristics. The debt burden for borrowers under this category is too heavy, with either weak or negative cash flows. These well-defined adverse elements exist in such loans where there is a possibility of future loss to the institution unless given closer supervision. Such adverse elements or political nature, or b) significant weakness in collateral.

Basic characteristics are:

- Past due and circumstances are such that there is an imminent possibility of foreclosure or acquisition of the collateral because of failure of all collection efforts.
- Past due loans to borrowers whose properties securing the loan have declined in value materially or have been found with defects as to ownership or other adverse information.
- Current loans to borrowers whose financial statements audited by SEC-accredited external auditors show impaired/negative net worth except for startup firms which should be elevated on a case-to-case basis.
- Renewed loans of borrowers with declining trend in operations, illiquidity, or increasing leverage trend in the borrower's financial statements without at least 20% repayment of the principal before renewal or extension.
- Current loans or borrowers with unfavorable results of operations for two consecutive years or with impaired/negative net worth except for startup firms which should be evaluated on a case-to-case basis.
- Loans under litigation.
- Loans past due for more than 90 days.

*Risk Rating 9 – Doubtful.* Borrower is in a state of default, where any of the following factors are present:

- Account is already in “non-performing loan” (NPL) status;
- Any portion of any principal and/or interest repayment is in arrears for more than 90 days;
- The borrower is unable or unwilling to service debt over an extended period of time and near future prospects of orderly debt service is doubtful; and
- Overdue loans wherein the prospects of full application of the value of the collateral to the loan is impaired due to material declines in market values of the collateral, or the collateral is subject of adverse claim.

While the extent of probability of loss cannot be exactly ascertained at this point, there may be certain pending important and reasonable factors from the borrowers’ side that can result in the strengthening of the assets of the borrower, which will thus work to the advantage of the lending bank. These pending assets-strengthening factors include merger, acquisition, additional capital infusion and additional cover.

*Risk Rating 10 – Loss.* Borrower is in a state of default and the prospect for re-establishment of creditworthiness and debt service is remote.

This category also applies where the Bank will take or has taken title to the assets of the borrower and is preparing a foreclosure and/or repossession.

*Significant Increase in Credit Risk.* When determining whether the risk of default on a financial instrument has increased significantly since initial recognition, the Bank considers reasonable and supportable information that is relevant and available without undue cost or effort. This includes both quantitative and qualitative information and analysis, based on the Bank’s historical experience and expert credit assessment and including forward-looking information. A significant increase in credit risk can be measured by comparing the probability of default of the counterparty as at reporting date from probability of default on the date of initial recognition.

Other indications may include, among others, potential credit weaknesses based on current and/or forward-looking information that warrant management’s close attention and adverse or foreseen adverse economic or market conditions that may affect the counterparty’s ability to meet the scheduled repayments in the future.

*Definition of Default.* The Bank considers default to have occurred when: (a) the obligor is past due for more than 90 days on any material credit obligation to the Bank; or (b) the obligor is unlikely to pay its credit obligations to the Bank in full, without recourse by the Bank to actions such as realizing collateral, as applicable. The Bank no longer considers an instrument to be in default when it no longer meets any of the default criteria and has exhibited satisfactory and acceptable track record for six consecutive payment periods, subject to applicable rules and regulations of the BSP.

#### **Credit Quality per Classification of Financial Assets**

The Bank has developed and continually reviews and calibrates its internal risk rating system for large exposures aimed at uniformly assessing its credit portfolio in terms of risk profile.

The following table provides the analysis of credit quality of the of the Bank's financial assets (gross of allowance for credit and impairment losses) classified as Stage 1, 2 or 3 financial assets.

|  | 2025                |                 |                   | Total               |
|--|---------------------|-----------------|-------------------|---------------------|
|  | Stage 1             | Stage 2         | Stage 3           |                     |
| <b>Financial assets at amortized cost</b>                          |                     |                 |                   |                     |
| Due from BSP   |                     |                 |                   |                     |
| High grade   | ₱17,223,530         | ₱-              | ₱-                | ₱17,223,530         |
| Due from other banks   |                     |                 |                   |                     |
| High grade   | 1,513,591           | -               | -                 | 1,513,591           |
| Securities purchased under resale agreement                        |                     |                 |                   |                     |
| High grade   | 8,550,000           | -               | -                 | 8,550,000           |
| Government securities  |                     |                 |                   |                     |
| High grade   | 83,969,113          | -               | -                 | 83,969,113          |
| Loans receivable from customers                                    |                     |                 |                   |                     |
| Corporate:   |                     |                 |                   |                     |
| High grade   | 8,130,027           | -               | -                 | 8,130,027           |
| Standard grade   | 19,275,192          | 41,806          | 93,050            | 19,410,048          |
| Past due   | -                   | 32,089          | 2,282,206         | 2,314,295           |
| Individual:  |                     |                 |                   |                     |
| High grade   | 2,356,761           | -               | -                 | 2,356,761           |
| Standard grade   | 2,237,236           | 90,120          | 25,323            | 2,352,679           |
| Past due   | -                   | 87,874          | 848,748           | 936,622             |
| Receivable from sale of investment in government equity securities |                     |                 |                   |                     |
| Substandard  | -                   | -               | 1,419,497         | 1,419,497           |
| Accrued interest   |                     |                 |                   |                     |
| High grade   | 634,778             | -               | -                 | 634,778             |
| Sales contracts receivables  |                     |                 |                   |                     |
| High grade   | 22,513              | -               | -                 | 22,513              |
| Other receivables  |                     |                 |                   |                     |
| High grade   | 20,932              | -               | -                 | 20,932              |
| <b>Other assets*</b>   |                     |                 |                   |                     |
| High grade   | 46,311              | -               | -                 | 46,311              |
| <b>Financial assets at FVOCI</b>                                   |                     |                 |                   |                     |
| Government securities  |                     |                 |                   |                     |
| High grade   | 18,232,222          | -               | -                 | 18,232,222          |
|  | <b>₱162,212,206</b> | <b>₱251,889</b> | <b>₱4,668,824</b> | <b>₱167,132,919</b> |

*Includes refundable deposits, other investments and RCOCI under "Other Assets".*

|  | 2024                |                 |                   | Total               |
|--|---------------------|-----------------|-------------------|---------------------|
|  | Stage 1             | Stage 2         | Stage 3           |                     |
| <b>Financial assets at amortized cost</b>                          |                     |                 |                   |                     |
| Due from BSP   |                     |                 |                   |                     |
| High grade   | ₱8,213,773          | ₱-              | ₱-                | ₱8,213,773          |
| Due from other banks   |                     |                 |                   |                     |
| High grade   | 1,015,262           | -               | -                 | 1,015,262           |
| Securities purchased under resale agreement                        |                     |                 |                   |                     |
| High grade   | 5,130,000           | -               | -                 | 5,130,000           |
| Government securities  |                     |                 |                   |                     |
| High grade   | 105,697,836         | -               | -                 | 105,697,836         |
| Loans receivable from customers                                    |                     |                 |                   |                     |
| Corporate:   |                     |                 |                   |                     |
| High grade   | 14,265,106          | -               | -                 | 14,265,106          |
| Standard grade   | 9,463,706           | 355,914         | 670,738           | 10,490,358          |
| Past due   | -                   | -               | 1,842,318         | 1,842,318           |
| Individual:  |                     |                 |                   |                     |
| High grade   | 2,083,412           | -               | -                 | 2,083,412           |
| Standard grade   | 2,091,672           | 14,979          | 285,130           | 2,391,781           |
| Past due   | -                   | -               | 664,256           | 664,256             |
| Receivable from sale of investment in government equity securities |                     |                 |                   |                     |
| Substandard  | -                   | -               | 1,331,563         | 1,331,563           |
| Accrued interest   |                     |                 |                   |                     |
| High grade   | 624,047             | -               | -                 | 624,047             |
| Sales contracts receivables  |                     |                 |                   |                     |
| High grade   | 35,665              | -               | -                 | 35,665              |
| Other receivables  |                     |                 |                   |                     |
| High grade   | 13,588              | -               | -                 | 13,588              |
| <b>Other assets*</b>   |                     |                 |                   |                     |
| High grade   | 44,420              | -               | -                 | 44,420              |
| <b>Financial assets at FVOCI</b>                                   |                     |                 |                   |                     |
| Government securities  |                     |                 |                   |                     |
| High grade   | 17,120,947          | -               | -                 | 17,120,947          |
|  | <b>₱165,799,434</b> | <b>₱370,893</b> | <b>₱4,794,005</b> | <b>₱170,964,332</b> |

*\*Includes refundable deposits, other investments and RCOCI under "Other Assets".*

Present information on the concentration of credit risk exposure on financial assets as to industry as at December 31, 2025 and 2024:

|   | 2025                                |                                       |                     |                     |
|---|-------------------------------------|---------------------------------------|---------------------|---------------------|
|   | Loans Receivables<br>from Customers | Investment<br>Securities <sup>1</sup> | Others <sup>2</sup> | Total               |
| Philippine government                             | ₱-                                  | ₱102,201,335                          | ₱-                  | ₱102,201,335        |
| Financial intermediaries                          | 516,500                             | -                                     | 27,287,121          | 27,803,621          |
| Wholesale and retail trade                        | 16,452,901                          | -                                     | -                   | 16,452,901          |
| Real estate, renting and business activities      | 5,869,369                           | -                                     | -                   | 5,869,369           |
| Manufacturing                                     | 3,977,074                           | -                                     | -                   | 3,977,074           |
| Agriculture                                       | 2,383,818                           | -                                     | -                   | 2,383,818           |
| Construction                                      | 2,193,819                           | -                                     | -                   | 2,193,819           |
| Accommodation and food service activities         | 1,173,664                           | -                                     | -                   | 1,173,664           |
| Transportation, storage and communication         | 555,363                             | -                                     | -                   | 555,363             |
| Education   | 399,803                             | -                                     | -                   | 399,803             |
| Arts, entertainment and recreation                | 164,371                             | -                                     | -                   | 164,371             |
| Water supply, sewerage, waste management          | 160,664                             | -                                     | -                   | 160,664             |
| Health and social work                            | 159,081                             | -                                     | -                   | 159,081             |
| Information and communication                     | 129,595                             | -                                     | -                   | 129,595             |
| Administrative and support service activities     | 95,346                              | -                                     | -                   | 95,346              |
| Professional, scientific and technical activities | 48,943                              | -                                     | -                   | 48,943              |
| Private households with employed persons          | 3,430                               | -                                     | -                   | 3,430               |
| Mining and quarrying                              | 3,150                               | -                                     | -                   | 3,150               |
| Others  | 1,213,541                           | -                                     | 46,311              | 1,259,852           |
|   | 35,500,432                          | 102,201,335                           | 27,333,432          | 165,035,199         |
| <b>Allowance for credit and impairment losses</b> | <b>(2,915,476)</b>                  | <b>(41,142)</b>                       | <b>-</b>            | <b>(2,956,618)</b>  |
|   | <b>₱32,584,956</b>                  | <b>₱102,160,193</b>                   | <b>₱27,333,432</b>  | <b>₱162,078,581</b> |

<sup>1</sup>Comprised of financial assets at FVOCI and amortized cost (excluding equity securities).

<sup>2</sup>Comprised of due from BSP, due from other banks, securities purchased under resale agreement, refundable deposits, other investments, and RCOCI.

|   | 2024                                |                                       |                     |                     |
|---|-------------------------------------|---------------------------------------|---------------------|---------------------|
|   | Loans Receivables<br>from Customers | Investment<br>Securities <sup>1</sup> | Others <sup>2</sup> | Total               |
| Philippine government                             | ₱42,500                             | ₱122,818,783                          | ₱-                  | ₱122,861,283        |
| Financial intermediaries                          | 423,157                             | -                                     | 14,381,578          | 14,804,735          |
| Wholesale and retail trade                        | 11,364,720                          | -                                     | -                   | 11,364,720          |
| Real estate, renting and business activities      | 6,230,420                           | -                                     | -                   | 6,230,420           |
| Manufacturing                                     | 3,712,868                           | -                                     | -                   | 3,712,868           |
| Agriculture                                       | 2,355,603                           | -                                     | -                   | 2,355,603           |
| Accommodation and food service activities         | 1,984,654                           | -                                     | -                   | 1,984,654           |
| Construction                                      | 1,785,572                           | -                                     | -                   | 1,785,572           |
| Information and communication                     | 1,124,778                           | -                                     | -                   | 1,124,778           |
| Transportation, storage and communication         | 422,899                             | -                                     | -                   | 422,899             |
| Education   | 320,581                             | -                                     | -                   | 320,581             |
| Arts, entertainment and recreation                | 280,193                             | -                                     | -                   | 280,193             |
| Health and social work                            | 200,675                             | -                                     | -                   | 200,675             |
| Administrative and support service activities     | 91,243                              | -                                     | -                   | 91,243              |
| Water supply, sewerage, waste management          | 81,484                              | -                                     | -                   | 81,484              |
| Professional, scientific and technical activities | 47,115                              | -                                     | -                   | 47,115              |
| Private households with employed persons          | 3,770                               | -                                     | -                   | 3,770               |
| Mining and quarrying                              | 3,400                               | -                                     | -                   | 3,400               |
| Others  | 1,261,599                           | -                                     | 21,877              | 1,283,476           |
|   | 31,737,231                          | 122,818,783                           | 14,403,455          | 168,959,469         |
| <b>Allowance for credit and impairment losses</b> | <b>(2,812,298)</b>                  | <b>(39,825)</b>                       | <b>-</b>            | <b>(2,852,123)</b>  |
|   | <b>₱28,924,933</b>                  | <b>₱122,778,958</b>                   | <b>₱14,403,455</b>  | <b>₱166,107,346</b> |

<sup>1</sup>Comprised of financial assets at FVOCI and amortized cost (excluding equity securities).

<sup>2</sup>Comprised of due from BSP, due from other banks, securities purchased under resale agreement, refundable deposits, other investments, and RCOCI.

### Liquidity Risk

Liquidity risk is generally defined as the current and prospective risk to earnings or capital arising from the Bank's inability to meet its obligations in all currencies when they become due without incurring unacceptable losses or costs.

### Liquidity Risk Management

The Bank manages liquidity by maintaining sufficient funding to meet its obligations as they fall due under both normal and stressed conditions. Liquidity is ensured through a combination of active management of liabilities, maintaining a liquid asset portfolio composed substantially of deposits in primary and secondary reserves, and access to funding sources such as money market lines and repurchase facilities. The BOD provides oversight over the Bank's liquidity risk management framework.

The table below shows the maturity profile of the Bank's financial assets and liabilities, based on contractual undiscounted cash flows (amounts in millions):

|   | 2025      |                    |                   |                 | Total    |
|---|-----------|--------------------|-------------------|-----------------|----------|
|   | On Demand | Less than One Year | One to Five Years | Over Five Years |          |
| <b>Financial Assets</b>                     |           |                    |                   |                 |          |
| Cash and other cash items                   | ₱922      | ₱-                 | ₱-                | ₱-              | ₱922     |
| Due from BSP                                | 17,224    | -                  | -                 | -               | 17,224   |
| Due from other banks                        | 1,514     | -                  | -                 | -               | 1,514    |
| Securities purchased under resale agreement | -         | 8,550              | -                 | -               | 8,550    |
| Loans and receivables                       | -         | 32,777             | 1,923             | 450             | 35,150   |
| Investment securities:                      |           |                    |                   |                 |          |
| Financial assets at FVOCI                   | -         | -                  | 7,594             | 10,616          | 18,210   |
| Financial assets at amortized cost          | -         | 58,915             | 4,892             | 20,143          | 83,950   |
| Other assets                                | -         | 173                | 1,446             | -               | 1,619    |
|   | 19,660    | 100,415            | 15,855            | 31,209          | 167,139  |
| <b>Financial Liabilities</b>                |           |                    |                   |                 |          |
| Deposit liabilities                         | ₱-        | ₱135,609           | ₱6,771            | ₱4,028          | ₱146,408 |
| Manager's checks                            | -         | 104                | -                 | -               | 104      |
| Accrued interest and other expenses         | -         | 260                | -                 | -               | 260      |
| Lease liabilities                           | -         | 53                 | 80                | -               | 133      |
| Other liabilities                           | -         | 269                | -                 | -               | 269      |
|   | -         | 136,295            | 6,851             | 4,028           | 147,174  |
|   | ₱19,660   | (₱35,880)          | ₱9,004            | ₱27,181         | ₱19,965  |
|   |           |                    |                   |                 |          |
|   | 2024      |                    |                   |                 | Total    |
|   | On Demand | Less than One Year | One to Five Years | Over Five Years |          |
| <b>Financial Assets</b>                     |           |                    |                   |                 |          |
| Cash and other cash items                   | ₱1,188    | ₱-                 | ₱-                | ₱-              | ₱1,188   |
| Due from BSP                                | 8,214     | -                  | -                 | -               | 8,214    |
| Due from other banks                        | 1,015     | -                  | -                 | -               | 1,015    |
| Securities purchased under resale agreement | -         | 5,130              | -                 | -               | 5,130    |
| Loans and receivables                       | -         | 21,733             | 4,857             | 4,565           | 31,155   |
| Investment securities:                      |           |                    |                   |                 |          |
| Financial assets at FVOCI                   | -         | -                  | 5,637             | 11,462          | 17,099   |
| Financial assets at amortized cost          | -         | 75,000             | 10,397            | 20,282          | 105,679  |
| Other assets                                | -         | 1                  | 43                | -               | 44       |
|   | 10,417    | 101,864            | 20,934            | 36,309          | 169,524  |
| <b>Financial Liabilities</b>                |           |                    |                   |                 |          |
| Deposit liabilities                         | -         | 139,668            | 2,821             | 9,069           | 151,558  |
| Manager's checks                            | -         | 173                | -                 | -               | 173      |
| Accrued interest and other expenses         | -         | 289                | -                 | -               | 289      |
| Lease liabilities                           | -         | 67                 | 102               | -               | 114      |
| Other liabilities                           | -         | 206                | -                 | -               | 206      |
|   | -         | 140,403            | 2,923             | 9,069           | 152,340  |
|   | ₱10,417   | (₱38,539)          | ₱18,011           | ₱27,240         | ₱17,184  |

The Bank manages its short-term negative gap by taking measures to maintain long-term core deposits from regular clients and making available funds sourced from various other financial institutions, if necessary.

### **Liquidity Positions and Leverage of the Bank**

To promote short-term resilience of bank's liquidity risk profile, the BSP requires banks and other regulated entities to maintain:

- over a 30-day calendar day horizon, an adequate level of unencumbered high-quality liquid assets (HQLA) that consists of cash or assets that can be converted into cash to offset the net cash outflows they could encounter under a liquidity stress scenario; and
- a stable funding profile in relation to the composition of their assets and off-balance sheet activities.

To monitor the liquidity levels, the Bank computes for its Liquidity Coverage Ratio (LCR), which is the ratio of HQLA to the total net cash outflows. As at December 31, 2025 and 2024, LCR reported to the BSP is 515.07% and 612.20%, respectively.

The Bank also computes for its Net Stable Funding Ratio (NSFR), which is the ratio of the available stable funding to the required stable funding. Both LCR and NSFR should be maintained no lower than 100% on a daily basis under normal situations.

NSFR is as follows (amount in millions):

|                          | <b>2025</b>     | 2024     |
|--------------------------|-----------------|----------|
| Available stable funding | <b>₱141,975</b> | ₱146,176 |
| Required stable funding  | <b>40,087</b>   | 37,235   |
| NSFR                     | <b>3.54</b>     | 3.93     |

### **Market Risk**

Market risk is the risk of loss due to adverse fluctuations in the price or market value of instruments, products, and transactions in the Bank's overall portfolio. The value of these financial instruments may change as a result of changes in interest rate, foreign exchange rate, and other market factors. The Bank's market risk originates primarily from its inventory of foreign exchange and debt securities. The objective of market risk management is to manage and control the market risk exposures within acceptable parameters, while optimizing the return on investments.

### **Interest Rate Risk**

Interest rate risk involves the movements in interest rates across yield curves of financial instruments. The Bank is exposed to the risk of loss arising from fluctuations in the future cash flows or fair values of financial instruments due to change in market interest rates. The Bank manages its resources and liabilities to ensure that exposure to interest rates fluctuations are kept within acceptable limits. Interest rate risk is managed principally through monitoring interest rate gaps and the use of pre-approved limits for interest rate repricing.

The details of the Bank's exposure to interest rate risk at the reporting date are shown below in reference to their contractual repricing or maturity dates (amounts in millions):

|   | 2025                  |                      |                    |                 |                |
|---|-----------------------|----------------------|--------------------|-----------------|----------------|
|   | Repricing             |                      |                    | Non-Repricing   | Total          |
|   | Less than<br>One Year | One to<br>Five Years | Over<br>Five Years |                 |                |
| <b>Financial Assets</b>                     |                       |                      |                    |                 |                |
| Due from BSP                                | ₱-                    | ₱-                   | ₱-                 | ₱17,224         | ₱17,224        |
| Due from other banks                        | -                     | -                    | -                  | 1,514           | 1,514          |
| Securities purchased under resale agreement | 8,550                 | -                    | -                  | -               | 8,550          |
| Loans and receivables                       | 32,777                | 1,923                | 450                | -               | 35,150         |
| Investment securities:                      |                       |                      |                    |                 |                |
| Debt securities at FVOCI                    | -                     | -                    | -                  | 18,210          | 18,210         |
| Financial assets at amortized cost          | -                     | -                    | -                  | 83,950          | 83,950         |
|   | 41,327                | 1,923                | 450                | 120,898         | 164,598        |
| <b>Financial Liabilities</b>                |                       |                      |                    |                 |                |
| Deposit liabilities                         | 135,609               | 6,771                | 4,028              | -               | 146,408        |
| Lease liabilities                           | -                     | -                    | -                  | 133             | 133            |
|   | 135,609               | 6,771                | 4,028              | 133             | 146,541        |
| <b>Total Interest Gap</b>                   | <b>(₱94,282)</b>      | <b>(₱4,848)</b>      | <b>(₱3,578)</b>    | <b>₱120,765</b> | <b>₱18,057</b> |

|   | 2024                  |                      |                    |                 |                |
|---|-----------------------|----------------------|--------------------|-----------------|----------------|
|   | Repricing             |                      |                    | Non-Repricing   | Total          |
|   | Less than<br>One Year | One to<br>Five Years | Over<br>Five Years |                 |                |
| <b>Financial Assets</b>                     |                       |                      |                    |                 |                |
| Due from BSP                                | ₱-                    | ₱-                   | ₱-                 | ₱8,214          | ₱8,214         |
| Due from other banks                        | -                     | -                    | -                  | 1,015           | 1,015          |
| Securities purchased under resale agreement | 5,130                 | -                    | -                  | -               | 5,130          |
| Loans and receivables                       | 28,664                | 2,128                | 363                | -               | 31,155         |
| Investment securities:                      |                       |                      |                    |                 |                |
| Debt securities at FVOCI                    | -                     | -                    | -                  | 17,099          | 17,099         |
| Financial assets at amortized cost          | -                     | -                    | -                  | 105,679         | 105,679        |
|   | 33,794                | 2,128                | 363                | 132,007         | 168,292        |
| <b>Financial Liabilities</b>                |                       |                      |                    |                 |                |
| Deposit liabilities                         | ₱139,668              | ₱2,821               | ₱9,069             | ₱-              | ₱151,558       |
| Lease liabilities                           | -                     | -                    | -                  | 113             | 113            |
|   | 139,668               | 2,821                | 9,069              | 113             | 151,671        |
| <b>Total Interest Gap</b>                   | <b>(₱105,874)</b>     | <b>(₱693)</b>        | <b>(₱8,706)</b>    | <b>₱131,894</b> | <b>₱16,621</b> |

The Bank computes stress test on interest sensitive assets and liabilities, except for financial assets at FVOCI through gapping.

The details of the reported stress testing on interest gaps at the reporting date are shown below (amounts in millions):

|  | 2025                   |                        |                      |          |
|--|------------------------|------------------------|----------------------|----------|
|  | Less than<br>One Month | One to Three<br>Months | Over Three<br>Months | Total    |
| <b>Peso-denominated Interest Sensitive<br/>Assets and Liabilities</b>    |                        |                        |                      |          |
| Assets   | ₱109,861               | ₱1,726                 | ₱5,556               | ₱117,143 |
| Liabilities  | 104,337                | 521                    | 960                  | 105,818  |
| Gap  | 5,524                  | 1,205                  | 4,596                | 11,325   |
| <b>Cumulative Asset - Liability Gap</b>                                  | <b>₱5,524</b>          | <b>₱6,729</b>          | <b>₱11,325</b>       |          |
| <b>Foreign-denominated Interest Sensitive<br/>Assets and Liabilities</b> |                        |                        |                      |          |
| Assets   | ₱313                   | ₱163                   | ₱21                  | ₱497     |
| Liabilities  | 116                    | 39                     | 66                   | 221      |
| Gap  | 197                    | 124                    | (45)                 | 276      |
| <b>Cumulative Asset - Liability Gap</b>                                  | <b>₱197</b>            | <b>₱321</b>            | <b>₱276</b>          |          |

|  | 2024                |                     |                   | Total    |
|--|---------------------|---------------------|-------------------|----------|
|  | Less than One Month | One to Three Months | Over Three Months |          |
| <b>Peso-denominated Interest Sensitive Assets and Liabilities</b>    |                     |                     |                   |          |
| Assets   | ₱79,499             | ₱35,140             | ₱2,148            | ₱116,787 |
| Liabilities  | 104,600             | 683                 | 842               | 106,125  |
| Gap  | (25,101)            | 34,457              | 1,306             | 10,662   |
| <b>Cumulative Asset - Liability Gap</b>                              | <b>(₱25,101)</b>    | <b>₱9,356</b>       | <b>₱10,662</b>    |          |
| <b>Foreign-denominated Interest Sensitive Assets and Liabilities</b> |                     |                     |                   |          |
| Assets   | ₱-                  | ₱-                  | ₱448              | ₱448     |
| Liabilities  | -                   | 224                 | -                 | 224      |
| Gap  | -                   | (224)               | 448               | 224      |
| <b>Cumulative Asset - Liability Gap</b>                              | <b>₱-</b>           | <b>(₱224)</b>       | <b>₱224</b>       |          |

The details of the reported impact of negative gaps on net interest income at the reporting date are shown below (amounts in millions):

|   | 2025            |                          | 2024     |                          |
|---|-----------------|--------------------------|----------|--------------------------|
|   | Amount          | Percentage to Net Income | Amount   | Percentage to Net Income |
| <b>Peso-denominated</b>                         |                 |                          |          |                          |
| 50 bps increase in Php interest rates           | <b>₱56.63</b>   | <b>20.98%</b>            | ₱53.31   | 8.68%                    |
| 100 bps increase in Php interest rates          | <b>113.25</b>   | <b>41.96%</b>            | 106.61   | 39.50%                   |
| <b>Foreign-denominated</b>                      |                 |                          |          |                          |
| 50 bps increase in USD interest rates (in USD)  | <b>\$0.02</b>   | <b>0.01%</b>             | \$0.02   | 0.00%                    |
| 100 bps increase in USD interest rates (in USD) | <b>0.05</b>     | <b>0.02%</b>             | 0.05     | 0.01%                    |
| 50 bps increase in USD interest rates (in Php)  | <b>1.38</b>     | <b>0.51%</b>             | 1.32     | 0.21%                    |
| 100 bps increase in USD interest rates (in Php) | <b>2.75</b>     | <b>1.02%</b>             | 2.65     | 0.42%                    |
| <b>Peso-denominated</b>                         |                 |                          |          |                          |
| 50 bps decrease in Php interest rates           | <b>(56.63)</b>  | <b>(20.98%)</b>          | (53.31)  | (8.68%)                  |
| 100 bps decrease in Php interest rates          | <b>(113.25)</b> | <b>(41.96%)</b>          | (106.61) | (39.50%)                 |
| <b>Foreign-denominated</b>                      |                 |                          |          |                          |
| 50 bps decrease in USD interest rates (in USD)  | <b>(0.02)</b>   | <b>(0.01%)</b>           | (0.02)   | (0.00%)                  |
| 100 bps decrease in USD interest rates (in USD) | <b>(0.05)</b>   | <b>(0.02%)</b>           | (0.05)   | (0.01%)                  |
| 50 bps decrease in USD interest rates (in Php)  | <b>(1.38)</b>   | <b>(0.51%)</b>           | (1.32)   | (0.21%)                  |
| 100 bps decrease in USD interest rates (in Php) | <b>(2.75)</b>   | <b>(1.02%)</b>           | (2.65)   | (0.42%)                  |

The Bank also calculates price volatility on debt securities at FVOCI (through modified duration) in case of changes in interest rates. The following details are shown below:

|  | 2025         |          |            |            |              |
|--|--------------|----------|------------|------------|--------------|
|  | Market value | - 50 bps | - 100 bps  | + 50 bps   | + 100 bps    |
| <b>Foreign-denominated</b>                 |              |          |            |            |              |
| ≥Five to 15 years                          | \$203,167    | \$4,629  | \$9,257    | (\$4,629)  | (\$9,257)    |
| Over 15 years                              | 106,579      | 6,798    | 13,596     | (6,798)    | (13,596)     |
| Total in USD                               | 309,746      | 11,427   | 22,853     | (11,427)   | (22,853)     |
| Total in Philippine Peso                   | ₱18,209,969  | ₱671,774 | ₱1,343,549 | (₱671,774) | (₱1,343,549) |
| As percentage of financial assets at FVOCI |              | 3.69%    | 7.38%      | (3.69%)    | (7.38%)      |

|  | 2024         |          |            |            |              |
|--|--------------|----------|------------|------------|--------------|
|  | Market value | - 50 bps | - 100 bps  | + 50 bps   | + 100 bps    |
| <b>Foreign-denominated</b>                 |              |          |            |            |              |
| ≥Five to 15 years                          | \$193,967    | \$5,066  | \$10,132   | (\$5,066)  | (\$10,132)   |
| Over 15 years                              | 101,640      | 6,622    | 13,245     | (6,622)    | (13,245)     |
| Total in USD                               | 295,607      | 11,688   | 23,377     | (11,688)   | (23,377)     |
| Total in Philippine Peso                   | ₱17,099,390  | ₱676,117 | ₱1,352,234 | (₱676,117) | (₱1,352,234) |
| As percentage of financial assets at FVOCI |              | 3.95%    | 7.91%      | (3.95%)    | (7.91%)      |

### Foreign Exchange Risk

Foreign exchange risk arises on financial instruments that are denominated in a foreign currency other than the functional currency in which they are measured. The Bank takes on exposure to effects of fluctuations in the prevailing foreign currency exchange rates on its financial position and cash flows.

In translating the foreign currency-denominated monetary assets into Peso, the exchange rates used were ₱58.79 to US\$1 as at December 31, 2025 and ₱56.03 to US\$1 as at December 31, 2024.

Information on the Bank's foreign currency-denominated monetary assets and liabilities in their Philippine Peso equivalents follows:

|   | 2025           |                   | 2024       |            |
|---|----------------|-------------------|------------|------------|
|   | USD            | In Peso           | USD        | In Peso    |
| <b>Financial Assets</b>                 |                |                   |            |            |
| Cash and other cash items               | \$3,196        | ₱187,891          | \$7,882    | ₱455,954   |
| Due from other banks                    | 20,182         | 1,186,529         | 10,606     | 613,520    |
| Accrued interest receivables            | 8,441          | 496,261           | 8,441      | 488,284    |
| Investment securities:                  |                |                   |            |            |
| Financial assets at FVOCI               | 287,447        | 16,898,996        | 274,327    | 15,868,417 |
| Financial assets at amortized cost      | 314,119        | 18,468,047        | 314,639    | 18,200,272 |
|   | <b>633,385</b> | <b>37,237,724</b> | 615,895    | 35,626,447 |
| <b>Financial Liabilities</b>            |                |                   |            |            |
| Deposit liabilities:                    |                |                   |            |            |
| Savings                                 | 38,061         | 2,237,606         | 35,252     | 2,039,169  |
| Time                                    | 584,707        | 34,374,903        | 593,143    | 34,310,341 |
| Other liabilities                       | 3,756          | 220,832           | 3,779      | 218,588    |
|   | <b>626,524</b> | <b>36,833,341</b> | 632,174    | 36,568,098 |
| Net foreign currency-denominated assets | <b>\$6,861</b> | <b>₱404,383</b>   | (\$16,279) | (₱941,651) |

Foreign currency liabilities generally consist of foreign currency deposits in the Bank's FCDU, which are generated from remittances to the Philippines by Filipino expatriates and overseas Filipino workers who retain for their own benefit or for the benefit of a third party.

Foreign currency deposits are generally used to fund the Bank's foreign currency denominated loans and FCDU investment portfolio. Banks are required by the BSP to match foreign currency assets with the foreign currency liabilities held through FCDU. In addition, the BSP requires a 30% liquidity reserve on all foreign currency liabilities held through FCDU.

The Bank's policy is to maintain foreign currency exposure within acceptable limits and within existing regulatory guidelines. The Bank believes that its profile of foreign currency exposure on its assets and liabilities is within conservative limits for a financial institution engaged in the type of business in which the Bank is engaged.

**Operational Risk**

Operational risk is the risk of direct or indirect loss arising from a wide variety of causes associated with the Bank's processes, personnel, technology and infrastructure, and from external factors other than credit, market, and liquidity risks such as those arising from legal and regulatory requirements and generally accepted standards of corporate behavior. Operational risks arise from Bank operations.

The Bank's objective is to manage operational risk so as to balance the avoidance of financial losses and damage to the Bank's reputation with overall cost effectiveness and to avoid control procedures that restrict initiative and creativity.

The primary responsibility for the development and implementation of controls to address operational risk is assigned to senior management. This responsibility is supported by the development of overall standards for the management of operational risk in the following areas:

- Requirements for appropriate segregation of duties, including the independent authorization of transactions;
- Requirements for the reconciliation and monitoring of transactions;
- Compliance with regulatory and other legal requirements;
- Documentation of controls and procedures;
- Requirements for the periodic assessment of operational risks faced, and the adequacy of controls and procedures to address the risks identified;
- Requirements for the reporting of operational losses and proposed remedial action;
- Development of contingency plans;
- Training and professional development;
- Ethical and business standards; and
- Risk mitigation, including insurance where this is effective.

**Fair Value Estimation**

The fair value hierarchy of the Bank's financial assets and liabilities measured at fair values is presented below:

|   | 2025                |                     |           |                    |                     |
|---|---------------------|---------------------|-----------|--------------------|---------------------|
|   | Carrying Amount     | Fair Value          |           |                    | Total               |
|   |                     | Level 1             | Level 2   | Level 3            |                     |
| <b>Assets</b>                               |                     |                     |           |                    |                     |
| Cash and other cash items                   | ₱922,061            | ₱922,061            | ₱-        | ₱-                 | ₱922,061            |
| Due from BSP                                | 17,223,530          | 17,223,530          | -         | -                  | 17,223,530          |
| Due from other banks                        | 1,513,591           | 1,513,591           | -         | -                  | 1,513,591           |
| Securities purchased under resale agreement | 8,550,000           | 8,550,000           | -         | -                  | 8,550,000           |
| Loans and receivables                       | 34,468,392          | -                   | -         | 34,468,392         | 34,468,392          |
| Financial assets at FVOCI:                  |                     |                     |           |                    |                     |
| Debt securities -                           |                     |                     |           |                    |                     |
| Government securities                       | 18,209,969          | 18,209,969          | -         | -                  | 18,209,969          |
| Equity securities:                          |                     |                     |           |                    |                     |
| Quoted equity securities                    | 390,646             | 390,646             | -         | -                  | 390,646             |
| Unquoted equity securities                  | 168                 | -                   | -         | 168                | 168                 |
| Financial assets at amortized cost -        |                     |                     |           |                    |                     |
| Government securities                       | 83,950,224          | 83,950,224          | -         | -                  | 83,950,224          |
| Other assets*                               | 46,312              | -                   | -         | 46,312             | 46,312              |
|   | <b>₱165,274,893</b> | <b>₱130,760,021</b> | <b>₱-</b> | <b>₱34,514,872</b> | <b>₱165,274,893</b> |

|                                     |                     |                 |                     |                 |                     |
|-------------------------------------|---------------------|-----------------|---------------------|-----------------|---------------------|
| <b>Liabilities</b>                  |                     |                 |                     |                 |                     |
| Deposit liabilities                 | ₱146,408,219        | ₱-              | ₱146,408,219        | ₱-              | ₱146,408,219        |
| Accrued interest and other expenses | 259,822             | -               | 259,822             | -               | 259,822             |
| Manager's check                     | 103,866             | 103,866         | -                   | -               | 103,866             |
| Lease liabilities                   | 68,255              | -               | 115,839             | -               | 115,839             |
| Other liabilities**                 | 351,913             | -               | -                   | 351,913         | 351,913             |
|                                     | <b>₱147,192,075</b> | <b>₱103,866</b> | <b>₱146,783,880</b> | <b>₱351,913</b> | <b>₱147,239,659</b> |

\*Includes refundable deposits, other investments and RCOCI under "Other Assets".

\*\*Excluding statutory liabilities, provision for impairment losses on commitments and contingent assets and retirement liability.

|   | 2024                |                     |           |                    |                     |
|---|---------------------|---------------------|-----------|--------------------|---------------------|
|   | Carrying Amount     | Fair Value          |           |                    | Total               |
|   |                     | Level 1             | Level 2   | Level 3            |                     |
| <b>Assets</b>                               |                     |                     |           |                    |                     |
| Cash and other cash items                   | ₱1,188,237          | ₱1,188,237          | ₱-        | ₱-                 | ₱1,188,237          |
| Due from BSP                                | 8,213,773           | 8,213,773           | -         | -                  | 8,213,773           |
| Due from other banks                        | 1,015,262           | 1,015,262           | -         | -                  | 1,015,262           |
| Securities purchased under resale agreement | 5,130,000           | 5,130,000           | -         | -                  | 5,130,000           |
| Loans and receivables                       | 30,729,643          | -                   | -         | 30,729,643         | 30,729,643          |
| Financial assets at FVOCI:                  |                     |                     |           |                    |                     |
| Debt securities -                           |                     |                     |           |                    |                     |
| Government securities                       | 17,099,390          | 17,099,390          | -         | -                  | 17,099,390          |
| Equity securities:                          |                     |                     |           |                    |                     |
| Quoted equity securities                    | 321,662             | 321,662             | -         | -                  | 321,662             |
| Unquoted equity securities                  | 168                 | -                   | -         | 168                | 168                 |
| Financial assets at amortized cost -        |                     |                     |           |                    |                     |
| Government securities                       | 105,679,568         | 105,329,167         | -         | -                  | 105,329,167         |
| Other assets*                               | 44,420              | -                   | -         | 44,420             | 44,420              |
|   | <b>₱169,422,123</b> | <b>₱138,297,491</b> | <b>₱-</b> | <b>₱30,774,231</b> | <b>₱169,071,722</b> |

|                                     |                     |                 |                     |                 |                     |
|-------------------------------------|---------------------|-----------------|---------------------|-----------------|---------------------|
| <b>Liabilities</b>                  |                     |                 |                     |                 |                     |
| Deposit liabilities                 | ₱151,557,824        | ₱-              | ₱151,557,824        | ₱-              | ₱151,557,824        |
| Accrued interest and other expenses | 289,204             | -               | 289,204             | -               | 289,204             |
| Manager's check                     | 173,230             | 173,230         | -                   | -               | 173,230             |
| Lease liabilities                   | 112,879             | -               | 112,879             | -               | 112,879             |
| Other liabilities**                 | 206,091             | -               | -                   | 206,091         | 206,091             |
|                                     | <b>₱152,339,228</b> | <b>₱173,230</b> | <b>₱151,959,907</b> | <b>₱206,091</b> | <b>₱152,339,228</b> |

\*Includes refundable deposits, other investments and RCOCI under "Other Assets".

\*\*Excluding statutory liabilities, provision for impairment losses on commitments and contingent assets and retirement liability.

The following methods and assumptions were used to estimate the fair value of each class of financial instrument for which it is practicable to estimate such value:

*Cash and Other Cash Items, Due from BSP and Other Banks, Securities Purchased Under Resale Agreement, Refundable Deposits, Other Investments, and RCOCI.* The carrying amounts approximate their fair values in view of the relatively short-term maturities of these instruments, or it approximates the amounts expected to be received.

*Debt Securities.* This pertains to government-issued debt securities. Fair values are generally based on quoted market prices. If the market prices are not readily available, fair values are estimated using either values obtained from independent parties offering pricing services or adjusted quoted market prices of comparable investments or using the discounted cash flow methodology.

*Equity Securities.* This includes quoted and unquoted equity securities. For publicly traded equity securities, fair values are based on quoted prices published in the Philippine equity markets. For unquoted equity securities for which no reliable basis for fair value measurement is available, these are carried at cost net of impairment, if any.

*Loans and Receivables.* Fair values of loans and receivables are estimated using the discounted cash flow methodology, using the Bank's current incremental lending rates for similar types of loans and receivables.

Generally, significant increases (decreases) in rate would result in a significantly higher (lower) fair value measurement. Significant increases (decreases) in effective interest rate would result in a significantly lower (higher) fair value measurement.

*Deposit Liabilities.* Carrying amounts of deposit liabilities approximate fair values considering that these are currently due and demandable.

*Manager's Checks.* Carrying amounts approximate fair values due to the short-term nature of the accounts.

*Lease Liabilities.* Carrying amounts of lease liability approximates its fair value as these are measured at the present value of lease payments to be made over the lease term using the Bank's incremental borrowing rates based on the BVAL rates.

*Accrued Interest and Other Expenses and Other Liabilities.* Quoted market prices are not readily available for these liabilities. These are reported at cost and are not significant in relation to the Bank's total portfolio.

There were no transfers between levels 1, 2 and 3 during the year.

## 5. Capital Risk Management

The Bank's capital management seeks to maintain adequate capital levels at all times, not only to comply with externally imposed capital requirements, maintain healthy capital ratios in order to support its business, withstand plausible stress events but also to optimize shareholders' value.

The Bank actively manages its capital structure and makes adjustments in light of the changes in economic conditions and the risk characteristics of its activities. In so doing, the Bank may adjust the amount of dividend payment to shareholders, return capital to shareholders or issue capital securities. No changes were made to the objectives, policies, and processes as at December 31, 2025 and 2024.

### **Capital Management**

Under the existing BSP regulations, the determination of compliance with regulatory requirements and ratios is based on the amount of the "qualifying capital" (regulatory net worth) as reported to the BSP, which is determined on the basis of the Regulatory Accounting Principles (RAP) that differ from PFRS Accounting Standards in some respects. In addition, the risk-based capital ratio of a bank or Capital Adequacy Ratio (CAR) expressed as a percentage of qualifying capital to risk-weighted assets should not be less than 10% at all times.

Qualifying capital and risk-weighted assets are computed based on the RAP. Risk-weighted assets consist of total assets less cash on hand, due from BSP, loans covered by hold-out on or assignment of deposits, loans or acceptances under letters of credit to the extent covered by margin deposits and other non-risk items determined by the Monetary Board of the BSP.

The CAR of the Bank as at December 31, follows (amounts in millions):

| <i>Amounts in Thousands</i>         | <b>2025</b>    | <b>2024</b> |
|-------------------------------------|----------------|-------------|
| Common Equity Tier 1 (CET1) capital | <b>₱23,011</b> | ₱21,810     |
| Additional Tier 1 (AT1) capital     | –              | –           |
| Tier 1 capital                      | <b>23,011</b>  | 21,810      |
| Required deductions                 | –              | –           |
| Tier 1 capital                      | <b>23,011</b>  | 21,810      |
| Tier 2 capital                      | <b>402</b>     | 256         |
| <b>Total Qualifying Capital</b>     | <b>₱23,413</b> | ₱22,066     |
| <b>Total RWA</b>                    | <b>₱71,072</b> | ₱64,549     |
| CET1/Tier 1 capital ratio           | <b>32.38%</b>  | 33.78%      |
| Tier 2 capital ratio                | <b>0.56%</b>   | 0.40%       |
| <b>Total capital ratio</b>          | <b>32.94%</b>  | 34.18%      |

The Bank has fully complied with the CAR requirement of the BSP as at December 31, 2025 and 2024.

The Bank, as a universal bank with 63 branches, including Head Office, as at December 31, 2025 and 2024, is required to maintain a minimum capital of ₱15.0 billion. Accordingly, the Bank maintains an acceptable level of equity to comply with the minimum capital requirement. As at December 31, 2025 and 2024, the Bank has complied with the required capitalization.

As part of the reforms of the PSE to expand capital market and improve transparency among listed firms, the PSE requires listed entities to maintain a minimum of 10% of their issued and outstanding shares, exclusive of any treasury shares, held by the public. The Bank has fully complied with this requirement.

The BSP also requires the Basel III Leverage Ratio (BLR), which is designed to act as a supplementary measure to the risk-based capital requirements. BLR intends to restrict the build-up of leverage in the banking sector to avoid destabilizing deleveraging processes, which can damage the broader financial system and the economy. It also reinforces the risk-based requirements with a simple, non-risk based “backstop” measure. The BLR is computed as the capital measure (Tier 1 capital) divided by the total exposure measure and should not be less than 5.00%.

As at December 31, the BLR reported to the BSP is as follows (amounts in millions):

|                        | <b>2025</b>    | 2024    |
|------------------------|----------------|---------|
| Tier 1 capital         | <b>₱23,011</b> | ₱21,810 |
| Total exposure measure | <b>171,071</b> | 175,211 |
| BLR                    | <b>13.45%</b>  | 12.46%  |

The BLR is computed based on the RAP. The Bank is compliant with the BSP requirements as at December 31, 2025 and 2024.

## 6. Cash and Cash Equivalents

This account consists of:

|                           | Note | <b>2025</b>        | 2024        |
|---------------------------|------|--------------------|-------------|
| Cash and other cash items |      | <b>₱922,061</b>    | ₱1,188,237  |
| Due from BSP:             |      |                    |             |
| Time deposit              |      | <b>10,000,000</b>  | –           |
| Demand deposit            | 14   | <b>5,693,530</b>   | 8,213,773   |
| Overnight deposit         |      | <b>1,530,000</b>   | –           |
| Due from other banks      |      | <b>1,513,591</b>   | 1,015,262   |
|                           |      | <b>₱19,659,182</b> | ₱10,417,272 |

Due from other banks represents balances of funds on deposit with other domestic and foreign banks.

Due from BSP represents the deposit balance maintained with the BSP to meet reserve requirements.

The range of average interest rates follows:

|                      | <b>2025</b>             | 2024           | 2023           |
|----------------------|-------------------------|----------------|----------------|
| Due from BSP         | <b>4.00% to 5.25%</b>   | 5.00% to 7.30% | 5.00% to 6.76% |
| Due from other banks | <b>0.025% to 0.125%</b> | 0.03% to 1.45% | 0.01% to 0.06% |

Interest income amounted to ₱255,244, ₱199,528 and ₱386,719 in 2025, 2024 and 2023, respectively.

## 7. Securities Purchased under Resale Agreement

These pertain to the overnight placements with the BSP as at December 31, 2025 and 2024, where the underlying securities cannot be sold or re-pledged to parties other than the BSP. Effective interest earned from these placements ranges from 4.50% to 5.75% in 2025, 5.00% to 6.58% in 2024, and from 5.50% to 6.48% in 2023.

As at December 31, 2025 and 2024, the account amounted to ₱8,550,000 and ₱5,130,000, respectively.

Interest income amounted to ₱160,961, ₱177,011 and ₱149,497 in 2025, 2024 and 2023, respectively.

## 8. Investment Securities

Details and movements of this account are as follows:

|                                 | Note | 2025                |                    |                     |
|---------------------------------|------|---------------------|--------------------|---------------------|
|                                 |      | Financial Assets at |                    |                     |
|                                 |      | Amortized Cost      | FVOCI              | Total               |
| Balances at beginning of year   |      | ₱105,679,568        | ₱17,421,220        | ₱123,100,788        |
| Maturities/disposals            |      | (553,043,000)       | (500,000)          | (553,543,000)       |
| Additions                       |      | 531,043,000         | 500,000            | 531,543,000         |
| Net unrealized fair value gain  |      | –                   | 908,951            | 908,951             |
| Translation adjustment          |      | 305,467             | 344,620            | 650,087             |
| Net amortization of premium     |      | (34,495)            | (73,606)           | (108,101)           |
|                                 |      | <b>83,950,540</b>   | <b>18,601,185</b>  | <b>102,551,725</b>  |
| Provision for impairment losses | 13   | (316)               | (402)              | (718)               |
| Balances at end of year         |      | <b>₱83,950,224</b>  | <b>₱18,600,783</b> | <b>₱102,551,007</b> |

|                                 | Note | 2024                |                    |                     |
|---------------------------------|------|---------------------|--------------------|---------------------|
|                                 |      | Financial Assets at |                    |                     |
|                                 |      | Amortized Cost      | FVOCI              | Total               |
| Balances at beginning of year   |      | ₱107,994,772        | ₱19,482,027        | ₱127,476,799        |
| Maturities/disposals            |      | (508,295,780)       | (1,903,372)        | (510,199,152)       |
| Additions                       |      | 505,227,480         | 67,545             | 505,295,025         |
| Translation adjustment          |      | 782,990             | 849,616            | 1,632,606           |
| Net unrealized fair value gain  |      | –                   | (990,831)          | (990,831)           |
| Net amortization of premium     |      | (26,698)            | (81,507)           | (108,205)           |
|                                 |      | <b>105,682,764</b>  | <b>17,423,478</b>  | <b>123,106,242</b>  |
| Provision for impairment losses | 13   | (3,196)             | (2,258)            | (5,454)             |
| Balances at end of year         |      | <b>₱105,679,568</b> | <b>₱17,421,220</b> | <b>₱123,100,788</b> |

Interest income on investment securities consists of:

|                                    | 2025              | 2024              | 2023              |
|------------------------------------|-------------------|-------------------|-------------------|
| Financial assets at amortized cost | ₱5,150,362        | ₱6,339,963        | ₱5,484,434        |
| Financial assets at FVOCI          | <b>646,171</b>    | 722,695           | 744,008           |
|                                    | <b>₱5,796,533</b> | <b>₱7,062,658</b> | <b>₱6,228,442</b> |

Details on sale/maturity of investment securities are as follows:

|                        | 2025                | 2024         | 2023         |
|------------------------|---------------------|--------------|--------------|
| Proceeds/consideration | <b>₱553,601,406</b> | ₱510,267,741 | ₱693,244,543 |
| Carrying amount        | <b>553,543,000</b>  | 510,199,152  | 693,083,235  |
| Gain on sale           | <b>₱58,406</b>      | ₱68,589      | ₱161,308     |

In 2023, the Bank sold its investment in Philippine Bank of Commerce (PBCOM) with a carrying amount of ₱726,627 for ₱1,199,662, resulting to a gain of ₱473,035. A receivable from sale of investment in quoted equity shares was recognized from the sale and is treated as a non-cash transaction.

#### **Financial Assets at Amortized Cost**

This account consists of investment in government securities.

The range of average interest rates of financial assets at amortized cost follows:

|                     | 2025                  | 2024           | 2023           |
|---------------------|-----------------------|----------------|----------------|
| Peso-denominated    | <b>3.50% to 6.25%</b> | 2.38% to 7.25% | 2.38% to 7.25% |
| Foreign-denominated | <b>2.46% to 5.95%</b> | 2.46% to 5.95% | 2.46% to 5.95% |

Interest income from certain financial assets at amortized cost amounted to ₱5,150,362, ₱6,339,963 and ₱5,484,434 in 2025, 2024 and 2023, respectively.

Financial assets at amortized cost include BSP bills amounting to ₱55,000,000 and ₱75,000,000 as at December 31, 2025 and 2024, respectively. Interest income on BSP bills were received in advance, net of final tax. Unearned interest amounted to ₱106,684 and ₱308,933 as at December 31, 2025 and 2024, respectively.

Details on sale/maturity of financial assets at amortized cost are as follows:

|                 | 2025                | 2024         | 2023         |
|-----------------|---------------------|--------------|--------------|
| Proceeds        | <b>₱553,091,440</b> | ₱508,297,912 | ₱690,993,209 |
| Carrying amount | <b>553,043,000</b>  | 508,295,780  | 690,889,360  |
| Gain on sale    | <b>₱48,440</b>      | ₱2,132       | ₱103,849     |

#### **Financial Assets at FVOCI**

This account consists of:

|                                   | 2025               | 2024        |
|-----------------------------------|--------------------|-------------|
| Government-issued debt securities | <b>₱18,209,969</b> | ₱17,099,390 |
| Equity securities:                |                    |             |
| Quoted                            | <b>390,646</b>     | 321,662     |
| Unquoted                          | <b>168</b>         | 168         |
|                                   | <b>390,814</b>     | 321,830     |
|                                   | <b>₱18,600,783</b> | ₱17,421,220 |

*Government-issued Debt Securities.* Investments in government-issued debt securities pertain to treasury notes, treasury bonds and dollar-denominated bonds issued by the Philippine government. The fair values of these debt securities are reported using quoted market prices as at reporting date.

The Bank has been managing its debt securities under the financial asset at FVOCI business model to address potential liquidity issues. As at December 31, 2025 and 2024, the Bank has assessed that it has sufficient liquid assets.

Quoted market prices vary with prevailing interest rates in 2022. The fair values of the debt securities decreased significantly resulting to unrealized losses on fair value changes amounting to ₱5,471,928 recognized in other comprehensive loss pursuant to the financial reporting standard. The situation arose due to policy increases in interest rates decided upon by the authorities to control inflation. An increase in prevailing interest rates automatically reduces the reported value of fixed income securities considered as securities held for sale and classified as financial assets. In 2023, a turnaround in market interest rates occurred resulting to an unrealized fair value loss of ₱665,244 during the year. However, additional unrealized losses on fair value changes were incurred in 2024 amounting to ₱990,831.

The Bank can hold these securities to maturity at which time these are scheduled to be redeemed at their principal value. However, the Bank can also dispose of these investments should the market conditions improve. If the Bank will hold to these securities up to its maturity, there should have been no unrealized fair value losses.

The range of average interest rates of debt securities at FVOCI is as follows:

|                     | 2025           | 2024           | 2023           |
|---------------------|----------------|----------------|----------------|
| Foreign-denominated | 1.65% to 6.38% | 1.65% to 6.38% | 1.65% to 6.38% |
| Peso-denominated    | –              | –              | –              |

Interest income from financial assets at FVOCI amounted to ₱646,171, ₱722,695 and ₱744,008 in 2025, 2024 and 2023, respectively.

*Quoted Equity Securities.* Investments in quoted equity securities pertain to various shares of companies listed in the PSE. Fair values of quoted equity securities are based on quoted market prices as at reporting date.

As mandated by the BSP, on July 7, 2023, the Bank sold its investment in PBCOM for a consideration amounting to ₱1,639,330 through the execution of Contract of Purchase and Sale (CPS), resulting to a gain of ₱473,035. The consideration, which will be received through a one-time payment at the end of the five-year term, is recognized as "Receivables from sale of investment in quoted equity shares" presented under "Loans and receivables" account, net of unearned discount (see Note 9). The resulting gain from the divestment is presented separately in the statements of income as "Gain on sale of quoted equity security" since it arose from a private sale in compliance with the BSP mandate. Consequently, the Bank's income before and after the divestment are presented in the statements of income because management assessed that these are relevant to the understanding of the Bank's financial performance.

Details are as follows:

|                   | Note | 2025       | 2024       |
|-------------------|------|------------|------------|
| Proceeds          |      | ₱1,639,330 | ₱1,639,330 |
| Unearned discount |      | 307,767    | 395,701    |
| Accretion         | 9    | (87,934)   | (87,934)   |
|                   |      | 219,833    | 307,767    |
| Carrying amount   | 9    | ₱1,419,497 | ₱1,331,563 |

The incremental rate for similar type of instruments were used in the discounting the receivables in 2023, as the CPS does not bear interest. Provision for credit and impairment losses amounting to ₱13,190 was recognized in 2025 and 2024. Allowance for credit and impairment losses on the receivable from sale of investment in PBCOM shares amounted to ₱212,924 and ₱199,734 as at December 31, 2025 and 2024, respectively (see Note 13). Realized fair value loss at the time of sale amounting to ₱452,230 was adjusted against retained earnings in 2023.

*Unquoted Equity Securities.* This account is comprised of shares of stock of private corporations that are carried at cost since fair value cannot be reliably estimated due to lack of reliable estimates of future cash flows and discount rates necessary to calculate the fair value. There is currently no market for these investments and the Bank intends to hold them for long-term.

Movements in cumulative unrealized losses on fair value changes of financial assets at FVOCI are as follows:

|   | 2025                | 2024         |
|---|---------------------|--------------|
| Balance at beginning of year                            | <b>(₱4,158,162)</b> | (₱3,167,331) |
| Unrealized fair value gains (losses)                    | <b>909,353</b>      | (988,573)    |
| Reversal of allowance (provision) for impairment losses | <b>(402)</b>        | (2,258)      |
| Net unrealized gains (losses)                           | <b>908,951</b>      | (990,831)    |
| Balance at end of year                                  | <b>(₱3,249,211)</b> | (₱4,158,162) |

Details on sale/maturity of financial assets at FVOCI are as follows:

|                         | 2025            | 2024       | 2023       |
|-------------------------|-----------------|------------|------------|
| Proceeds/consideration* | <b>₱509,966</b> | ₱1,969,829 | ₱3,450,996 |
| Carrying amount         | <b>500,000</b>  | 1,903,372  | 2,920,502  |
| Gain on sale            | <b>₱9,966</b>   | ₱66,457    | ₱530,494   |

\*Includes receivable from the sale of investment in quoted equity shares as at December 31, 2023.

Dividend income from quoted and unquoted equity securities amounted to ₱72,923, ₱47,222 and ₱4,143 in 2025, 2024 and 2023, respectively (see Note 20).

## 9. Loans and Receivables

This account consists of:

|  | Note | 2025               | 2024        |
|--|------|--------------------|-------------|
| Loans receivable from customers:                           |      |                    |             |
| Corporate  |      | <b>₱29,842,660</b> | ₱26,597,782 |
| Individual   |      | <b>5,657,772</b>   | 5,139,449   |
|  |      | <b>35,500,432</b>  | 31,737,231  |
| Receivable from sale of investment in quoted equity shares | 8    | <b>1,419,497</b>   | 1,331,563   |
| Accrued interest   |      | <b>634,778</b>     | 624,047     |
| Sales contract receivables                                 |      | <b>22,513</b>      | 35,665      |
| Others   |      | <b>20,932</b>      | 13,588      |
|  |      | <b>2,097,720</b>   | 2,004,863   |
|  |      | <b>37,598,152</b>  | 33,742,094  |
| Allowance for credit and impairment losses                 | 13   | <b>(3,129,760)</b> | (3,012,451) |
|  |      | <b>₱34,468,392</b> | ₱30,729,643 |

Loans receivable from customers consists of:

|                        | 2025               | 2024        |
|------------------------|--------------------|-------------|
| Bills discounted loans | <b>₱14,558,849</b> | ₱16,061,652 |
| Term loans             | <b>15,878,210</b>  | 10,409,435  |
| Agrarian reform        | <b>3,171,551</b>   | 2,943,701   |
| Trust receipts         | <b>1,891,822</b>   | 2,322,443   |
|                        | <b>₱35,500,432</b> | ₱31,737,231 |

The range of average interest rates of loans receivables from customers of the Bank for the years ended December 31 follows:

|                  | 2025                   | 2024            | 2023            |
|------------------|------------------------|-----------------|-----------------|
| Corporate loans  | <b>1.25% to 22.78%</b> | 2.50% to 22.78% | 2.25% to 18.46% |
| Individual loans | <b>2.18% to 20.28%</b> | 2.18% to 22.67% | 2.18% to 22.67% |

Interest income on loans and receivables consists of:

|   | Note | 2025              | 2024       | 2023       |
|---|------|-------------------|------------|------------|
| Loans receivable from customers                               |      | <b>₱2,239,906</b> | ₱2,138,215 | ₱1,639,226 |
| Receivable from sale of investment<br>in quoted equity shares | 8    | <b>87,934</b>     | 87,934     | 43,969     |
| Sales contract receivables                                    |      | <b>2,298</b>      | 2,953      | 2,737      |
|   |      | <b>₱2,330,138</b> | ₱2,229,102 | ₱1,685,932 |

## 10. Property and Equipment

Details and movements of this account are as follows:

|  | 2025              |                               |   |                             |                             | Total             |
|--|-------------------|-------------------------------|---|-----------------------------|-----------------------------|-------------------|
|  | Land              | Buildings and<br>Improvements | Furniture,<br>Fixtures and<br>Equipment | Transportation<br>Equipment | ROU Assets<br>(see Note 24) |                   |
| <b>Cost</b>  |                   |                               |   |                             |                             |                   |
| Balance at beginning of year                         | ₱2,360,888        | ₱1,269,967                    | ₱628,132                                | ₱71,797                     | ₱305,349                    | ₱4,636,133        |
| Additions  | 27,095            | 102,643                       | 100,182                                 | 715                         | 78,769                      | 309,404           |
| Disposals  | -                 | (38,830)                      | (26,337)                                | (3,686)                     | (35,890)                    | (104,743)         |
| Balance at end of year                               | <b>2,387,983</b>  | <b>1,333,780</b>              | <b>701,977</b>                          | <b>68,826</b>               | <b>348,228</b>              | <b>4,840,794</b>  |
| <b>Accumulated Depreciation<br/>and Amortization</b> |                   |                               |   |                             |                             |                   |
| Balance at beginning of year                         | -                 | 693,766                       | 561,958                                 | 62,592                      | 211,129                     | 1,529,445         |
| Depreciation and amortization                        | -                 | 49,228                        | 47,247                                  | 3,308                       | 60,888                      | 160,671           |
| Disposals  | -                 | (6,695)                       | (23,086)                                | (3,686)                     | (30,508)                    | (63,975)          |
| Balance at end of year                               | -                 | <b>736,299</b>                | <b>586,119</b>                          | <b>62,214</b>               | <b>241,509</b>              | <b>1,626,141</b>  |
| <b>Carrying Amount</b>                               | <b>₱2,387,983</b> | <b>₱597,481</b>               | <b>₱115,858</b>                         | <b>₱6,612</b>               | <b>₱106,719</b>             | <b>₱3,214,653</b> |

|  | 2024              |                            |                                   |                          |                          |                   |
|--|-------------------|----------------------------|-----------------------------------|--------------------------|--------------------------|-------------------|
|  | Land              | Buildings and Improvements | Furniture, Fixtures and Equipment | Transportation Equipment | ROU Assets (see Note 24) | Total             |
| <b>Cost</b>                                      |                   |                            |                                   |                          |                          |                   |
| Balance at beginning of year                     | ₱2,360,888        | ₱1,249,283                 | ₱595,722                          | ₱69,857                  | ₱443,301                 | ₱4,719,051        |
| Additions  | –                 | 89,070                     | 47,586                            | 3,434                    | 5,042                    | 145,132           |
| Other adjustment                                 | –                 | –                          | –                                 | –                        | (142,994)                | (142,994)         |
| Disposals  | –                 | (68,386)                   | (15,176)                          | (1,494)                  | –                        | (85,056)          |
| Balance at end of year                           | 2,360,888         | 1,269,967                  | 628,132                           | 71,797                   | 305,349                  | 4,636,133         |
| <b>Accumulated Depreciation and Amortization</b> |                   |                            |                                   |                          |                          |                   |
| Balance at beginning of year                     | –                 | 647,693                    | 543,537                           | 59,548                   | 163,794                  | 1,414,572         |
| Depreciation and amortization                    | –                 | 48,889                     | 30,531                            | 4,066                    | 57,700                   | 141,186           |
| Disposals  | –                 | (2,816)                    | (12,110)                          | (1,022)                  | (10,365)                 | (26,313)          |
| Balance at end of year                           | –                 | 693,766                    | 561,958                           | 62,592                   | 211,129                  | 1,529,445         |
| <b>Carrying Amount</b>                           | <b>₱2,360,888</b> | <b>₱576,201</b>            | <b>₱66,174</b>                    | <b>₱9,205</b>            | <b>₱94,220</b>           | <b>₱3,106,688</b> |

Details of depreciation and amortization are as follows:

|                        | Note | 2025            | 2024     | 2023     |
|------------------------|------|-----------------|----------|----------|
| Property and equipment |      | <b>₱160,671</b> | ₱141,186 | ₱140,755 |
| Investment properties  | 11   | <b>47,417</b>   | 32,991   | 44,969   |
| Computer software      | 12   | <b>9,494</b>    | 8,839    | 9,109    |
|                        | 22   | <b>₱217,582</b> | ₱183,016 | ₱194,833 |

Details on sale of property and equipment are as follows:

|                 | Note | 2025           | 2024    | 2023    |
|-----------------|------|----------------|---------|---------|
| Proceeds        |      | <b>₱37,022</b> | ₱59,016 | ₱11,165 |
| Carrying amount |      | <b>35,386</b>  | 58,743  | 11,001  |
| Gain on sale    | 20   | <b>₱1,636</b>  | ₱273    | ₱164    |

The disposal on ROU assets pertain to the pre-termination of a lease contract in 2023 (see Note 24).

As at December 31, 2025 and 2024, the fair value of land classified as property and equipment amounted to ₱11,080,448.

## 11. Investment Properties

Details and movements of this account are as follows:

|  |      | 2025              |                            |                   |
|--|------|-------------------|----------------------------|-------------------|
|  | Note | Land              | Buildings and Improvements | Total             |
| <b>Cost</b>                                      |      |                   |                            |                   |
| Balance at beginning of year                     |      | <b>₱1,881,751</b> | <b>₱545,161</b>            | <b>₱2,426,912</b> |
| Foreclosures                                     |      | <b>34,266</b>     | <b>4,870</b>               | <b>39,136</b>     |
| Disposals  |      | <b>(20,588)</b>   | <b>(11,248)</b>            | <b>(31,836)</b>   |
| Balance at end of year                           |      | <b>1,895,429</b>  | <b>538,783</b>             | <b>2,434,212</b>  |
| <b>Accumulated Depreciation and Amortization</b> |      |                   |                            |                   |
| Balance at beginning of year                     |      | –                 | <b>235,466</b>             | <b>235,466</b>    |
| Depreciation and amortization                    | 10   | –                 | <b>47,417</b>              | <b>47,417</b>     |
| Disposals  |      | –                 | <b>(3,076)</b>             | <b>(3,076)</b>    |

|  |      | 2025              |                               |                   |
|--|------|-------------------|-------------------------------|-------------------|
|  | Note | Land              | Buildings and<br>Improvements | Total             |
| Balance at end of year                               |      | –                 | 279,807                       | 279,807           |
| <b>Accumulated Impairment Losses</b>                 |      |                   |                               |                   |
| Balance at beginning and end of<br>year              |      | 8,003             | –                             | 8,003             |
| <b>Carrying Amount</b>                               |      | <b>₱1,887,426</b> | <b>₱258,976</b>               | <b>₱2,146,402</b> |
|  |      | 2024              |                               |                   |
|  | Note | Land              | Buildings and<br>Improvements | Total             |
| <b>Cost</b>  |      |                   |                               |                   |
| Balance at beginning of year                         |      | ₱1,988,246        | ₱530,162                      | ₱2,518,408        |
| Disposals  |      | (225,911)         | (8,089)                       | (234,000)         |
| Foreclosures   |      | 119,416           | 23,088                        | 142,504           |
| Balance at end of year                               |      | 1,881,751         | 545,161                       | 2,426,912         |
| <b>Accumulated Depreciation<br/>and Amortization</b> |      |                   |                               |                   |
| Balance at beginning of year                         |      | –                 | 209,373                       | 209,373           |
| Depreciation and amortization                        | 10   | –                 | 32,991                        | 32,991            |
| Disposals  |      | –                 | (6,898)                       | (6,898)           |
| Balance at end of year                               |      | –                 | 235,466                       | 235,466           |
| <b>Accumulated Impairment Losses</b>                 |      |                   |                               |                   |
| Balance at beginning of year                         |      | 88,607            | –                             | 88,607            |
| Reversal   | 20   | (80,604)          | –                             | (80,604)          |
| Balance at end of year                               |      | 8,003             | –                             | 8,003             |
| <b>Carrying Amount</b>                               |      | <b>₱1,873,748</b> | <b>₱309,695</b>               | <b>₱2,183,443</b> |

Details on the sale of investment properties are as follows:

|                 | 2025    | 2024     | 2023    |
|-----------------|---------|----------|---------|
| Proceeds        | ₱60,431 | ₱280,937 | ₱24,784 |
| Carrying amount | 28,760  | 227,102  | 17,406  |
| Gain on sale    | ₱31,671 | ₱53,835  | ₱7,378  |

Direct operating expense on investment properties amounted to ₱42,020, ₱33,324 and ₱23,724 in 2025, 2024 and 2023, respectively.

In 2025, 2024 and 2023, loans with an aggregate carrying amount of ₱22,766, ₱54,908 and ₱190,275, respectively, were derecognized in exchange for foreclosed properties. Gain on foreclosure amounted to ₱16,370, ₱87,596 and ₱106,473 in 2025, 2024 and 2023, respectively.

The aggregate fair value of the investment properties amounted to ₱5,872,022 and ₱4,483,614 as at December 31, 2025 and 2024, respectively. Fair value was determined based on valuations made by independent or in-house appraisers. Valuations were derived on the basis of recent sales of similar properties in the same area as the investment properties and taking into account the economic conditions prevailing at the time the valuations were made. The most significant input into this valuation approach is the price per square meter, hence, the higher the price per square meter, the higher the fair value. The fair value measurement is categorized as Level 2 (significant observable inputs).

## 12. Other Assets

This account consists of:

|                            | 2025            | 2024            |
|----------------------------|-----------------|-----------------|
| Prepaid expenses           | ₱197,257        | ₱231,679        |
| Creditable withholding tax | 93,613          | 80,586          |
| Computer software          | 25,665          | 25,754          |
| Refundable deposits        | 22,929          | 21,877          |
| Other investments          | 21,957          | 21,657          |
| Stationery and supplies    | 12,353          | 13,409          |
| Documentary stamp tax      | 7,677           | 18,013          |
| Others                     | 15,332          | 20,138          |
|                            | <b>₱396,783</b> | <b>₱433,113</b> |

Prepaid expenses comprise mainly of business taxes and licenses, and insurance premium paid in advance.

Movements in computer software are as follows:

|                              | Note | 2025           | 2024           |
|------------------------------|------|----------------|----------------|
| <b>Cost</b>                  |      |                |                |
| Balance at beginning of year |      | ₱108,725       | ₱95,651        |
| Additions                    |      | 9,405          | 13,074         |
| Balance at end of year       |      | <b>118,130</b> | 108,725        |
| <b>Amortization</b>          |      |                |                |
| Balance at beginning of year |      | 82,971         | ₱74,132        |
| Amortization                 | 10   | 9,494          | 8,839          |
| Balance at end of year       |      | <b>92,465</b>  | 82,971         |
| <b>Carrying Amount</b>       |      | <b>₱25,665</b> | <b>₱25,754</b> |

Other investments represent the required minimum amount of investment in various banking facilities to avail of their services and support the viability and sustainability of the banking network system.

### 13. Allowance for Credit and Impairment Losses

Movements in the allowance for credit and impairment losses on financial assets are as follows:

| 2025                          |   |   |  |  |            |
|-------------------------------|---|---|--|--|------------|
|                               | Financial Assets<br>at Amortized Cost<br>(see Note 8) | Debt Securities<br>at FVOCI<br>(see Note 8) | Loans and<br>Receivables<br>(see Note 9) | Commitments<br>and Other<br>Contingent Assets<br>(see Note 16) | Total      |
| Balances at beginning of year | ₱18,268   | ₱21,557                                     | ₱3,012,451                               | ₱14,257  | ₱3,066,533 |
| Provision                     | 316   | 402   | 117,309                                  | –  | 118,027    |
| Translation adjustment        | 305   | 294   | –  | –  | 599        |
| Balances at end of year       | ₱18,889   | ₱22,253                                     | ₱3,129,760                               | ₱14,257  | ₱3,185,159 |

| 2024                          |   |   |  |  |            |
|-------------------------------|---|---|--|--|------------|
|                               | Financial Assets<br>at Amortized Cost<br>(see Note 8) | Debt Securities<br>at FVOCI<br>(see Note 8) | Loans and<br>Receivables<br>(see Note 9) | Commitments<br>and Other<br>Contingent Assets<br>(see Note 16) | Total      |
| Balances at beginning of year | ₱14,399   | ₱18,524                                     | ₱3,310,132                               | ₱14,257  | ₱3,357,312 |
| Provision (reversal)          | 3,196   | 2,258                                       | (297,681)                                | –  | (292,227)  |
| Translation adjustment        | 673   | 775   | –  | –  | 1,448      |
| Balances at end of year       | ₱18,268   | ₱21,557                                     | ₱3,012,451                               | ₱14,257  | ₱3,066,533 |

| 2023                          |   |   |  |  |            |
|-------------------------------|---|---|--|--|------------|
|                               | Financial Assets<br>at Amortized Cost<br>(see Note 8) | Debt Securities<br>at FVOCI<br>(see Note 8) | Loans and<br>Receivables<br>(see Note 9) | Commitments<br>and Other<br>Contingent Assets<br>(see Note 16) | Total      |
| Balances at beginning of year | ₱18,582   | ₱24,352                                     | ₱4,131,628                               | ₱14,257  | ₱4,188,819 |
| Reversal                      | (4,074)   | (5,828)                                     | (821,496)                                | –  | (831,398)  |
| Translation adjustment        | (109)   | –   | –  | –  | (109)      |
| Balances at end of year       | ₱14,399   | ₱18,524                                     | ₱3,310,132                               | ₱14,257  | ₱3,357,312 |

With the foregoing level of allowance for credit and impairment losses, management believes that the Bank has sufficient allowance to cover for any losses that the Bank may incur from the non-collection or non-realization of its financial assets.

Allowance for credit and impairment losses on loans and receivables relates to the following:

|  | Note | 2025       | 2024       |
|--|------|------------|------------|
| Loans receivables from customers                           |      | ₱2,915,476 | ₱2,812,298 |
| Receivable from sale of investment in quoted equity shares |      | 212,924    | 199,734    |
| Accrued interest   |      | 1,360      | 419        |
|  | 9    | ₱3,129,760 | ₱3,012,451 |

Below is the analysis of movements of corporate accounts:

| 2025                          |             |           |            |             |
|-------------------------------|-------------|-----------|------------|-------------|
|                               | Stage 1     | Stage 2   | Stage 3    | Total       |
| <b>Gross Amount</b>           |             |           |            |             |
| Balances at beginning of year | ₱23,728,812 | ₱355,914  | ₱2,513,056 | ₱26,597,782 |
| Loan releases                 | 8,690,440   | 6,000     | –          | 8,696,440   |
| Payments/foreclosures         | (5,267,283) | (34,769)  | (137,800)  | (5,439,852) |
| Transfers to stage 1          | 253,250     | (253,250) | –          | –           |
| Balances at end of year       | 27,405,219  | 73,895    | 2,375,256  | 29,854,370  |

(Forward)

|   | 2025               |                |                 |                    |
|---|--------------------|----------------|-----------------|--------------------|
|   | Stage 1            | Stage 2        | Stage 3         | Total              |
| <b>Allowance for Impairment and Credit Losses</b> |                    |                |                 |                    |
| Balances at beginning of year                     | ₱138,770           | ₱354           | ₱2,145,794      | ₱2,284,918         |
| Provisions  | 243,652            | –              | 124,059         | 367,711            |
| Reversals   | (32,306)           | (108)          | (156,347)       | (188,761)          |
| Transfers to stage 1                              | 82                 | (82)           | –               | –                  |
| Balances at end of year                           | 350,198            | 164            | 2,113,506       | 2,463,868          |
| <b>Carrying Amount</b>                            | <b>₱27,055,021</b> | <b>₱73,731</b> | <b>₱261,750</b> | <b>₱27,390,502</b> |

|   | 2024               |                 |                 |                    |
|---|--------------------|-----------------|-----------------|--------------------|
|   | Stage 1            | Stage 2         | Stage 3         | Total              |
| <b>Gross Amount</b>                               |                    |                 |                 |                    |
| Balances at beginning of year                     | ₱19,901,495        | ₱469,027        | ₱3,106,468      | ₱23,476,990        |
| Loan releases                                     | 6,726,418          | 73,238          | –               | 6,799,656          |
| Payments/foreclosures                             | (3,099,152)        | (47,500)        | (532,212)       | (3,678,864)        |
| Transfers to stage 1                              | 200,051            | (138,851)       | (61,200)        | –                  |
| Balances at end of year                           | 23,728,812         | 355,914         | 2,513,056       | 26,597,782         |
| <b>Allowance for Impairment and Credit Losses</b> |                    |                 |                 |                    |
| Balances at beginning of year                     | 214,591            | 239             | 2,313,948       | 2,528,778          |
| Provisions  | 28,396             | 329             | 2,184           | 30,909             |
| Reversals   | (105,022)          | –               | (169,747)       | (274,769)          |
| Transfers to stage 1                              | 805                | (214)           | (591)           | –                  |
| Balances at end of year                           | 138,770            | 354             | 2,145,794       | 2,284,918          |
| <b>Carrying Amount</b>                            | <b>₱23,590,042</b> | <b>₱355,560</b> | <b>₱367,262</b> | <b>₱24,312,864</b> |

Below is the analysis of movements of individual accounts:

|   | 2025              |                 |                 |                   |
|---|-------------------|-----------------|-----------------|-------------------|
|   | Stage 1           | Stage 2         | Stage 3         | Total             |
| <b>Gross Amount</b>                               |                   |                 |                 |                   |
| Balances at beginning of year                     | ₱4,175,084        | ₱14,979         | ₱949,386        | ₱5,139,449        |
| Loan releases                                     | 1,128,485         | 7,917           | –               | 1,136,402         |
| Payments/foreclosures                             | (513,500)         | (2,916)         | (113,373)       | (629,789)         |
| Transfers to stage 1                              | 4,027             | (4,027)         | –               | –                 |
| Transfers to stage 2                              | (167,204)         | 167,204         | –               | –                 |
| Transfers to stage 3                              | (32,895)          | (5,163)         | 38,058          | –                 |
| Balances at end of year                           | 4,593,997         | 177,994         | 874,071         | 5,646,062         |
| <b>Allowance for Impairment and Credit Losses</b> |                   |                 |                 |                   |
| Balances at beginning of year                     | 32,334            | 618             | 494,428         | 527,380           |
| Provisions  | 18,907            | 3,049           | 21,641          | 43,597            |
| Reversals   | (402)             | –               | (118,965)       | (119,367)         |
| Transfers to stage 1                              | 19                | (19)            | –               | –                 |
| Transfers to stage 2                              | (2,193)           | 2,193           | –               | –                 |
| Transfers to stage 3                              | (156)             | (584)           | 740             | –                 |
| Balances at end of year                           | 48,509            | 5,257           | 397,844         | 451,610           |
| <b>Carrying Amount</b>                            | <b>₱4,545,488</b> | <b>₱172,737</b> | <b>₱476,227</b> | <b>₱5,194,452</b> |

|                               | 2024       |          |            |            |
|-------------------------------|------------|----------|------------|------------|
|                               | Stage 1    | Stage 2  | Stage 3    | Total      |
| <b>Gross Amount</b>           |            |          |            |            |
| Balances at beginning of year | ₱3,338,937 | ₱67,609  | ₱1,078,369 | ₱4,484,915 |
| Loan releases                 | 1,561,411  | 1,464    | 19,063     | 1,581,938  |
| Payments/foreclosures         | (761,242)  | (13,742) | (152,420)  | (927,404)  |
| Transfers to stage 1          | 51,048     | (51,048) | –          | –          |
| Transfers to stage 2          | (11,074)   | 12,614   | (1,540)    | –          |
| Transfers to stage 3          | (3,996)    | (1,918)  | 5,914      | –          |
| Balances at end of year       | 4,175,084  | 14,979   | 949,386    | 5,139,449  |

(Forward)

|   | 2024              |                |                 | Total             |
|---|-------------------|----------------|-----------------|-------------------|
|   | Stage 1           | Stage 2        | Stage 3         |                   |
| <b>Allowance for Impairment and Credit Losses</b> |                   |                |                 |                   |
| Balances at beginning of year                     | ₱46,177           | ₱435           | ₱545,127        | ₱591,739          |
| Provisions  | 9,535             | 551            | 4,887           | 14,973            |
| Reversals   | (23,193)          | (792)          | (55,347)        | (79,332)          |
| Transfers to stage 1                              | 60                | (60)           | –               | –                 |
| Transfers to stage 2                              | (196)             | 598            | (402)           | –                 |
| Transfers to stage 3                              | (49)              | (114)          | 163             | –                 |
| Balances at end of year                           | 32,334            | 618            | 494,428         | 527,380           |
| <b>Carrying Amount</b>                            | <b>₱4,142,750</b> | <b>₱14,361</b> | <b>₱454,958</b> | <b>₱4,612,069</b> |

#### 14. Deposit Liabilities

This account consists of:

|         | 2025                | 2024         |
|---------|---------------------|--------------|
| Savings | <b>₱104,784,063</b> | ₱105,422,240 |
| Time    | <b>40,281,742</b>   | 45,317,536   |
| Demand  | <b>1,342,414</b>    | 818,048      |
|         | <b>₱146,408,219</b> | ₱151,557,824 |

The BSP Circular No. 1201, *Reduction in Reserve Requirements*, effective on October 25, 2024, reduced the reserve requirement from 9.5% to 7% for universal banks. The BSP Circular No. 1211, *Reduction in Reserve Requirements*, effective on March 28, 2025, further reduced the reserve requirement from 7% to 5% for universal banks. The Bank has available reserves consisting of due from BSP amounting to ₱5,693,530 and ₱8,213,773 as at December 31, 2025 and 2024, respectively, and is compliant with the reserve requirement (see Note 6).

The annual fixed interest rate of deposit liabilities ranges from 0.05% to 5.25% in 2025, 0.05% to 5.25% in 2024 and 0.05% to 5.25% in 2023.

Interest expense on deposit liabilities account consists of:

|                  | 2025              | 2024       | 2023       |
|------------------|-------------------|------------|------------|
| Savings deposits | <b>₱3,413,928</b> | ₱4,719,686 | ₱4,045,979 |
| Time deposits    | <b>1,711,033</b>  | 1,783,123  | 1,262,205  |
|                  | <b>₱5,124,961</b> | ₱6,502,809 | ₱5,308,184 |

#### 15. Accrued Interest, Taxes and Other Expenses

This account consists of:

|                     | 2025            | 2024     |
|---------------------|-----------------|----------|
| Accrued interest    | <b>₱229,548</b> | ₱232,877 |
| Accrued expenses    | <b>29,991</b>   | 56,327   |
| Other taxes payable | <b>76,793</b>   | 71,583   |
|                     | <b>₱336,332</b> | ₱360,787 |

Other taxes payable mainly pertains to the Bank's accrual for gross receipts tax.

## 16. Other Liabilities

This account consists of:

|  | Note | 2025            | 2024            |
|--|------|-----------------|-----------------|
| Outstanding acceptances and customers' liabilities                   |      | <b>₱156,530</b> | ₱35,701         |
| Accounts payable   |      | <b>112,124</b>  | 113,793         |
| Statutory liabilities  |      | <b>76,075</b>   | 58,622          |
| Due to the Treasurer of the Philippines                              |      | <b>24,807</b>   | 16,977          |
| Provision for impairment losses on commitments and contingent assets | 13   | <b>14,257</b>   | 14,257          |
| Dormant deposit accounts   |      | <b>11,226</b>   | 10,090          |
| Due to BSP   |      | <b>9,292</b>    | 9,292           |
| Deposits for safety deposit boxes                                    |      | <b>3,941</b>    | 3,848           |
| Retirement liability   | 21   | <b>2,584</b>    | 2,374           |
| Security deposit   |      | <b>1,663</b>    | 1,738           |
| Others   |      | <b>21,185</b>   | 14,652          |
|  |      | <b>₱433,684</b> | <b>₱281,344</b> |

Outstanding acceptances and customers' liabilities pertain to payables arising from customer trade for which the Bank has given accommodations to the buyer/importer in the form of acceptance credit. These are normally settled within the next reporting year.

Accounts payable mainly consist of unpaid charges pertaining to cash card and trading transactions and are normally settled in the following month.

Statutory liabilities pertain to amounts due to various government agencies and are normally settled in the following month.

Due to the Treasurer of the Philippines pertains to remaining balances of dormant accounts surrendered to the Treasurer of the Philippines. These are normally settled within the next reporting year.

Due to BSP pertains to accruals for supervision fees which are normally settled in the following year.

Deposits will be refunded to customers at the end of the agreement/contract.

Others mainly consist of deferred charges.

In 2024, the Bank reversed long-outstanding payables aggregating ₱35,632 (see Note 20).

## 17. Classification of Assets and Liabilities

The following tables present the carrying amount of assets and liabilities classified as either current or noncurrent as at December 31:

|   | Note       | 2025         |             |              | 2024         |             |              |
|---|------------|--------------|-------------|--------------|--------------|-------------|--------------|
|   |            | Current      | Noncurrent  | Total        | Current      | Noncurrent  | Total        |
| <b>Financial Assets</b>                           |            |              |             |              |              |             |              |
| Cash and other cash items                         | 6          | ₱922,061     | ₱-          | ₱922,061     | ₱1,188,237   | ₱-          | ₱1,188,237   |
| Due from BSP                                      | 6          | 17,223,530   | -           | 17,223,530   | 8,213,773    | -           | 8,213,773    |
| Due from other banks                              | 6          | 1,513,591    | -           | 1,513,591    | 1,015,262    | -           | 1,015,262    |
| Securities purchased under resale agreement       | 7          | 8,550,000    | -           | 8,550,000    | 5,130,000    | -           | 5,130,000    |
| Loans and receivables                             | 9          | 34,397,314   | 3,200,838   | 37,598,152   | 24,556,287   | 9,185,807   | 33,742,094   |
| Investment securities:                            |            |              |             |              |              |             |              |
| Financial assets at FVOCI                         |            | 390,814      | 18,232,222  | 18,623,036   | 321,830      | 17,120,947  | 17,442,777   |
| Financial assets at amortized cost                |            | 58,914,996   | 25,054,117  | 83,969,113   | 75,000,000   | 30,697,836  | 105,697,836  |
| Other assets*                                     | 12         | 1,425        | 44,886      | 46,311       | 886          | 43,534      | 44,420       |
|   |            | 121,913,731  | 46,532,063  | 168,445,794  | 115,426,275  | 57,048,124  | 172,474,399  |
| Less allowance for credit and impairment losses** | 13         | 831,542      | 2,339,360   | 3,170,902    | 2,757,023    | 295,253     | 3,052,276    |
|   |            | 121,082,189  | 44,192,703  | 165,274,892  | 112,669,252  | 56,752,871  | 169,422,123  |
| <b>Nonfinancial Assets</b>                        |            |              |             |              |              |             |              |
| Property and equipment                            | 10         | -            | 4,840,792   | 4,840,792    | -            | 4,636,133   | 4,636,133    |
| Investment properties                             | 11         | -            | 2,434,212   | 2,434,212    | -            | 2,426,912   | 2,426,912    |
| Deferred tax assets - net                         | 26         | -            | 367,611     | 367,611      | -            | 370,229     | 370,229      |
| Other assets                                      | 12         | 324,807      | 118,130     | 442,937      | 362,939      | 108,725     | 471,664      |
|   |            | 324,807      | 7,760,745   | 8,085,552    | 362,939      | 7,541,999   | 7,904,938    |
| Less:   |            |              |             |              |              |             |              |
| Accumulated depreciation and amortization         | 10, 11, 12 | -            | 1,998,411   | 1,998,411    | -            | 1,847,882   | 1,847,882    |
| Allowance for impairment losses                   | 11         | -            | 8,003       | 8,003        | -            | 8,003       | 8,003        |
|   |            | -            | 2,006,414   | 2,006,414    | -            | 1,855,885   | 1,855,885    |
|   |            | 324,807      | 5,754,331   | 6,079,138    | 362,939      | 5,686,114   | 6,049,053    |
|   |            | ₱121,406,996 | ₱49,947,034 | ₱171,354,030 | ₱113,032,191 | ₱62,438,985 | ₱175,471,176 |
| <b>Financial Liabilities</b>                      |            |              |             |              |              |             |              |
| Deposit liabilities                               | 14         | ₱135,618,474 | ₱10,789,745 | ₱146,408,219 | ₱139,676,837 | ₱11,880,987 | ₱151,557,824 |
| Manager's checks                                  |            | 103,866      | -           | 103,866      | 173,230      | -           | 173,230      |
| Accrued interest and other expenses               | 15         | 259,539      | -           | 259,539      | 289,204      | -           | 289,204      |
| Lease liabilities                                 | 24         | 36,287       | 79,552      | 115,839      | 55,727       | 57,152      | 112,879      |
| Other liabilities***                              | 16         | 340,768      | -           | 340,768      | 206,091      | -           | 206,091      |
|   |            | 136,358,934  | 10,869,297  | 147,228,231  | 140,401,089  | 11,938,139  | 152,339,228  |
| <b>Nonfinancial Liabilities</b>                   |            |              |             |              |              |             |              |
| Accrued taxes                                     | 15         | 76,793       | -           | 76,793       | 71,583       | -           | 71,583       |
| Unearned interest                                 | 8          | 106,684      | -           | 106,684      | 308,933      | -           | 308,933      |
| Other liabilities                                 | 16         | 90,332       | 2,584       | 92,916       | 72,879       | 2,374       | 75,253       |
|   |            | 273,809      | 2,584       | 276,393      | 453,395      | 2,374       | 455,769      |
|   |            | ₱136,632,743 | ₱10,871,881 | ₱147,504,624 | ₱140,854,484 | ₱11,940,513 | ₱152,794,997 |

\*Includes refundable deposits, other investments and RCOI under "Other assets".

\*\*Excluding allowance for commitments and contingent assets.

\*\*\*Excluding statutory liabilities, provision for impairment losses on commitments and contingent assets and retirement liability.

## 18. Equity

### Capital Stock

Capital stock as at December 31, 2025 and 2024 consists of:

|                             | Number of Shares | Amount      |
|-----------------------------|------------------|-------------|
| Authorized - ₱10 par value* | 2,200,000        | ₱22,000,000 |
| Issued and outstanding      | 1,000,000        | 10,000,000  |

\*Par value is stated in absolute values

The Bank listed its shares in the PSE on February 17, 1988. As at December 31, 2025 and 2024, 1,000,000 of the Bank’s common shares are listed in the PSE.

There are no movements in the number of outstanding shares for all the periods presented. As at December 31, 2025 and 2024, the Bank has 88 stockholders of record.

#### Reserves

Reserves as at December 31, 2025 and 2024 consist of:

|   | <b>2025</b>     | 2024     |
|---|-----------------|----------|
| Reserve for general loan loss provision | <b>₱85,988</b>  | ₱144,305 |
| Reserve for contingencies               | <b>38,658</b>   | 38,658   |
| Reserve for self-insurance              | <b>34,002</b>   | 33,762   |
| Reserve for trust business              | <b>3,074</b>    | 2,494    |
|   | <b>₱161,722</b> | ₱219,219 |

In accordance with Appendix 100 – *Guidelines on the Adoption of the PFRS 9, Financial Instruments - Impairment* to Section 172 of the MORB of the BSP, banks should set up general loan loss provision (GLLP) equivalent to 1% of all current loans (after excluding accounts considered as credit risk-free under existing regulations).

In cases when the computed allowance for ECL on current loans is less than the 1.0% GLLP required, the difference should be appropriated from retained earnings using the account “Retained Earnings - General Provision” in the books of the Bank.

“Retained Earnings - General Provision” amounted to ₱85,988 and ₱144,305 as at December 31, 2025 and 2024, respectively. There was no appropriation of retained earnings as at December 31, 2023 as allowance for credit and impairment losses on current loans and receivables are higher than the required 1.0% GLLP.

Reserve for self-insurance represents the amount set aside to cover losses due to fire, defalcation by and other unlawful acts of the Bank’s personnel or third parties. Additional reserve amounting to ₱240 was recognized in 2025 and 2024.

In compliance with the existing BSP regulations, the Bank should, before the declaration of dividends, carry to retained earnings at least 10% of its income from trust operations since the last preceding dividend declaration until the retained earnings amount to 20% of its authorized capital stock. Additional reserve amounting to ₱580 and ₱2,174 was recognized in 2025 and 2024, respectively.

#### Appropriated Retained Earnings

On December 16, 2025, the Bank’s Board of Directors approved the appropriation of retained earnings amounting to ₱800.0 million to fund planned information technology (IT) transformation and branch expansion initiatives. The appropriation is intended to support enhancements to the Bank’s core banking system and other IT-related projects, as well as the expansion of the Bank’s branch network through four additional branches, in line with the Bank’s approved strategic and capital plans, to be implemented over a five-year period.

The Bank considers it prudent, in light of prevailing economic uncertainties and heightened global risks, to retain the remaining unappropriated retained earnings as capital buffers to cover potential contingencies and support the Bank’s business and strategic plans, particularly against adverse foreign exchange movements and market volatility affecting the fair value of securities, among others.

## 19. Earnings Per Share

Basic EPS amounts are calculated by dividing the net income for the year by the weighted average number of common shares outstanding during the year.

The following reflects the income and share data used in the basic earnings per share computations:

|   | 2025         | 2024         | 2023         |
|---|--------------|--------------|--------------|
| Net income                                    | ₱269,918     | ₱614,013     | ₱1,029,109   |
| Weighted average of outstanding common shares | 1,000,000    | 1,000,000    | 1,000,000    |
| <b>Earnings per share*</b>                    | <b>₱0.27</b> | <b>₱0.61</b> | <b>₱1.03</b> |

*\*Earnings per share is stated in absolute values*

As at December 31, 2025, 2024 and 2023, there were no outstanding dilutive potential common shares.

## 20. Other Income - Net

This account consists of:

|  | Note | 2025            | 2024            | 2023           |
|--|------|-----------------|-----------------|----------------|
| Rent income  | 24   | ₱98,924         | ₱142,586        | ₱54,879        |
| Dividend income  | 8    | 72,923          | 47,222          | 4,143          |
| Income from trust operations   |      | 5,769           | 5,749           | 5,540          |
| Gain on:   |      |                 |                 |                |
| Sale of property and equipment   | 10   | 1,636           | 273             | 164            |
| Reversal of long-outstanding liabilities   | 16   | -               | 35,632          | -              |
| Lease adjustment/modification  | 24   | -               | 7,771           | 705            |
| Reversal of (provision for) allowance for impairment losses on investment properties | 11   | -               | 80,604          | (19,380)       |
| Others - net   |      | 34,164          | 27,402          | 12,079         |
|  |      | <b>₱213,416</b> | <b>₱347,239</b> | <b>₱58,130</b> |

Others consist of loss on derecognition of investment properties, income on pre-terminated time deposits and lease agreements, sale of defective materials and charges for refitting lockset.

## 21. Compensation and Employee Benefits

This account consists of:

|                                      | 2025              | 2024              | 2023              |
|--------------------------------------|-------------------|-------------------|-------------------|
| Salaries and other employee benefits | ₱910,710          | ₱878,386          | ₱911,178          |
| Retirement benefits                  | 60,718            | 56,494            | 50,705            |
| Statutory benefits                   | 44,178            | 37,920            | 34,269            |
| Dental, medical and hospitalization  | 28,146            | 27,631            | 15,999            |
|                                      | <b>₱1,043,752</b> | <b>₱1,000,431</b> | <b>₱1,012,151</b> |

### **Retirement Plan**

The Bank has a funded, DC plan for qualifying employees. Under the plan, the employees are entitled to retirement benefits in relation to the proportion of the fair value of the total contributions on their attainment of the retirement age. The assets of the fund are being administered by trustees and are held separately from those of the Bank.

Under RA No. 7641, the Bank also provides for its qualified employees a DB minimum guarantee, which is equivalent to a certain percentage of the monthly salary payable to an employee at normal retirement age with the required credited years of service. The latest actuarial valuation report is for the year ended December 31, 2024.

The present value of the DB minimum guarantee under RA No. 7641 amounted to ₱2,584 and ₱2,374 as at December 31, 2025 and 2024, respectively (see Note 16). The Bank has no unallocated DC plan assets as at December 31, 2025 and 2024.

The Bank is exposed to the risk of changes in government securities yields, wherein a decrease in government securities yields will increase the projected DB minimum guarantee, although this will be partially offset by an increase in the value of any unallocated plan assets' securities holdings.

Details of the present value of the DB minimum guarantee obligation are as follows:

|                                  | Note | 2025          | 2024   |
|----------------------------------|------|---------------|--------|
| Balance at beginning of year     |      | <b>₱2,374</b> | ₱2,558 |
| Interest expense                 |      | <b>147</b>    | 151    |
| Current service cost             |      | <b>63</b>     | 69     |
| Remeasurement gain arising from: |      |               |        |
| Experience adjustments           |      | –             | (394)  |
| Changes in financial assumptions |      | –             | (10)   |
| Balance at end of year           | 16   | <b>₱2,584</b> | ₱2,374 |

Details of the retirement benefits recognized in profit or loss are as follows:

|   | 2025           | 2024    | 2023    |
|---|----------------|---------|---------|
| Interest expense  | <b>₱147</b>    | ₱151    | ₱172    |
| Current service cost  | <b>63</b>      | 69      | 90      |
| Retirement benefits recognized                                    | <b>210</b>     | 220     | 262     |
| Retirement benefits on DC plan<br>(contributions during the year) | <b>60,508</b>  | 56,274  | 50,443  |
|   | <b>₱60,718</b> | ₱56,494 | ₱50,705 |

Details of cumulative remeasurement gains on retirement liability as at December 31, 2024 follow:

|                              | Cumulative<br>Remeasurement<br>Gains | Deferred Tax<br>(see Note 26) | Net           |
|------------------------------|--------------------------------------|-------------------------------|---------------|
| Balance at beginning of year | ₱10,598                              | ₱2,649                        | ₱7,949        |
| Remeasurement gain           | 404                                  | 101                           | 303           |
| Balance at end of year       | <b>₱11,002</b>                       | <b>₱2,750</b>                 | <b>₱8,252</b> |

The Bank did not recognize any remeasurement gain in 2025.

The average duration of the defined benefit obligation at the end of 2025 and 2024 is 11 years and 12 years, respectively.

As at December 31, 2025 and 2024, the Bank's undiscounted benefit payments amounting to ₱2,584 are expected to be settled within one to five years.

The Bank's assumptions are based on actual historical experience and external data regarding salary and discount rate trends. The Bank considers that it is impracticable to disclose with sufficient reliability the possible effects of sensitivities surrounding the estimation of DB obligation.

---

## 22. Occupancy, Depreciation and Equipment-related Expenses

This account consists of:

|                               | Note | 2025            | 2024     | 2023     |
|-------------------------------|------|-----------------|----------|----------|
| Depreciation and amortization | 10   | <b>₱217,582</b> | ₱183,016 | ₱194,833 |
| Rent                          | 24   | <b>12,466</b>   | 17,858   | 13,984   |
|                               |      | <b>₱230,048</b> | ₱200,874 | ₱208,817 |

---

## 23. Other Operating Expenses

This account consists of:

|                                       | Note | 2025              | 2024       | 2023       |
|---------------------------------------|------|-------------------|------------|------------|
| Taxes and licenses                    |      | <b>₱447,326</b>   | ₱471,004   | ₱456,490   |
| Insurance                             |      | <b>312,828</b>    | 319,845    | 304,491    |
| Security, messengerial and janitorial |      | <b>209,988</b>    | 182,392    | 163,711    |
| Information technology                |      | <b>72,869</b>     | 80,518     | 102,594    |
| Communications, light and water       |      | <b>59,211</b>     | 58,215     | 59,712     |
| Professional fees                     |      | <b>38,522</b>     | 25,281     | 15,382     |
| Litigation-related expense            |      | <b>29,506</b>     | 27,820     | 26,666     |
| Repairs and maintenance               |      | <b>21,985</b>     | 19,479     | 21,855     |
| Promotions and business development   |      | <b>18,299</b>     | 19,621     | 45,733     |
| Supervision and examination fees      |      | <b>14,280</b>     | 31,292     | 73,035     |
| Transportation and travel             |      | <b>11,503</b>     | 11,848     | 12,625     |
| Supplies expense                      |      | <b>10,977</b>     | 10,548     | 9,589      |
| Interest expense on lease liabilities | 24   | <b>6,488</b>      | 7,425      | 11,307     |
| Documentary stamp tax                 |      | <b>2,742</b>      | 2,136      | 8,581      |
| Others                                |      | <b>68,102</b>     | 69,014     | 50,407     |
|                                       |      | <b>₱1,324,626</b> | ₱1,336,438 | ₱1,362,178 |

Others mainly pertain to bank charges, meals and service charges.

## 24. Lease Commitments

### As a Lessee

The Bank has various non-cancellable lease agreements for its branches for a period of one to 10 years, renewable upon mutual agreement of both parties and subject to annual lease escalation of 5% to 10%.

ROU assets pertain to leased branch premises (see Note 10).

Movements in the lease liabilities are presented below.

|                              | <b>2025</b>     | 2024      |
|------------------------------|-----------------|-----------|
| Balance at beginning of year | <b>₱112,879</b> | ₱303,940  |
| Additions                    | <b>78,769</b>   | 5,042     |
| Payments                     | <b>(75,629)</b> | (68,305)  |
| Interest expense             | <b>6,488</b>    | 7,425     |
| Other adjustment             | –               | (135,223) |
| Pre-termination              | <b>(6,668)</b>  | –         |
|                              | <b>115,839</b>  | 112,879   |
| Current portion              | <b>36,287</b>   | 55,727    |
| Noncurrent portion           | <b>₱79,552</b>  | ₱57,152   |

Lease-related expenses are presented below.

|                               | Note | <b>2025</b>    | 2024    | 2023    |
|-------------------------------|------|----------------|---------|---------|
| Amortization of ROU assets    | 10   | <b>₱60,888</b> | ₱57,700 | ₱65,923 |
| Rent expense                  | 22   | <b>12,466</b>  | 17,858  | 13,984  |
| Interest on lease liabilities | 23   | <b>6,488</b>   | 7,425   | 11,307  |
|                               |      | <b>₱79,842</b> | ₱82,983 | ₱91,214 |

In 2024, the Bank made certain adjustments to its ROU assets and lease liabilities to reflect the accurate payment term for a lease agreement. This resulted to a gain on lease adjustment amounting to ₱7,771 (see Note 20).

In 2023, the Bank pre-terminated a lease contract resulting to a gain on pre-termination amounting to ₱705 (see Note 20).

Rent expense in 2025, 2024 and 2023 pertains to short-term lease on some branches with less than 12 months term and variable lease payments.

Undiscounted amounts of future lease commitments are as follows:

|  | <b>2025</b>     | 2024     |
|--|-----------------|----------|
| Not later than one year                          | <b>₱53,450</b>  | ₱67,614  |
| Later than one year but not more than five years | <b>77,069</b>   | 101,831  |
|  | <b>₱130,519</b> | ₱169,445 |

As a Lessor

The Bank has various non-cancellable agreements for the surplus space of its branches. Each lease agreement has terms of one to 25 years, renewable upon mutual agreement of the parties, and has an annual agreed escalation.

Rent income amounted to ₱98,924, ₱142,586 and ₱54,879 in 2025, 2024 and 2023, respectively (see Note 20). In 2025 and 2024, rent income includes variable lease payments amounting to ₱43,234 and ₱94,099, respectively.

Undiscounted amounts of future lease payments to be received are as follows:

|  | 2025            | 2024            |
|--|-----------------|-----------------|
| Not later than one year                          | ₱38,474         | ₱37,135         |
| Later than one year but not more than five years | 115,423         | 153,897         |
| Later than five years                            | 8,163           | 8,163           |
|  | <b>₱162,060</b> | <b>₱199,195</b> |

## 25. Related Party Transactions and Balances

In the ordinary course of business, the Bank can enter into loan and other transactions with its related parties and with certain directors, officers, stockholders, and related interests (DOSRI). Under the Bank's policy, these loans and other transactions are made substantially on the same terms as with other individuals and businesses of comparable risks. The amount of individual loans to DOSRI, of which 70.00% must be secured, should not exceed the amount of their respective deposits and book value of their respective investments in the Bank. These limits do not apply to loans secured by assets considered as non-risk as defined in the BSP regulations.

In the ordinary course of business, the Bank has transactions with related parties summarized as follows:

| Nature of Transactions                  | 2025                         |                      | 2024                         |                      |
|---|------------------------------|----------------------|------------------------------|----------------------|
|   | Transactions during the Year | Outstanding Balances | Transactions during the Year | Outstanding Balances |
| <b>Entities under Common Management</b> |                              |                      |                              |                      |
| Loans and receivables                   | ₱1,423,053                   | ₱2,511,340           | ₱228,327                     | ₱1,088,287           |
| Interest income                         | 40,769                       | -                    | 48,122                       | -                    |
| Investment in equity securities         | -                            | 3,242                | 1,095                        | 2,850                |
| Deposit liabilities                     | 290,344                      | 993,095              | 50,113                       | 702,751              |
| Interest expense                        | 26,754                       | -                    | 29,327                       | -                    |
| Rent income                             | 24,000                       | -                    | 118,099                      | -                    |
| Rent expense                            | 27,073                       | -                    | 24,461                       | -                    |
| Others                                  | -                            | -                    | 27,276                       | -                    |
| <b>Stockholders</b>                     |                              |                      |                              |                      |
| Loans and receivables                   | 2,314,002                    | 2,749,002            | 419,000                      | 435,000              |
| Interest income                         | 55,875                       | -                    | 46,471                       | -                    |
| <b>Interest</b>                         |                              |                      |                              |                      |
| Loans and receivables                   | (2,364,002)                  | -                    | -                            | 2,364,002            |
| Interest income                         | 92,351                       | -                    | 153,496                      | -                    |

## Terms and Conditions

*Loans and Receivables.* Loans and receivables from related parties pertain to bills discounted loan with a term of three to five years and bear annual interest rates ranging from 3.50% to 5.00% in 2025, 2024 and 2023.

*Investments in Equity Securities.* This pertains to investments in quoted equity securities that are classified as financial assets at FVOCI.

*Deposit Liabilities.* Deposits made by related parties bear interest rates ranging from 0.25% to 3.63% in 2025, 2024 and 2023.

*Rent Income.* Lease transactions, as a lessor, have term of one to 25 years and renewable upon mutual agreement of the parties.

*Rent Expense.* Lease transaction, as a lessee, have term of one to two years and renewable upon mutual agreement of the parties.

*Other Transactions.* Other transactions with entities under common management pertain to services rendered by related parties to the Bank that are included under other operating expenses.

### **Compensation of Key Management Personnel**

The compensation of the key management personnel included under compensation and employee benefits follows:

|                                     | 2025            | 2024            | 2023            |
|-------------------------------------|-----------------|-----------------|-----------------|
| Short-term employee benefits        | ₱181,006        | ₱175,684        | ₱156,093        |
| Post-employment retirement benefits | 39,702          | 57,290          | 7,288           |
|                                     | <b>₱220,708</b> | <b>₱232,974</b> | <b>₱163,381</b> |

### **Transactions with Retirement Plan**

Management of the retirement fund of the Bank is handled by its Trust Unit. The fair values of the fund amounted to ₱1,178,949 and ₱1,128,408 as at December 31, 2025 and 2024, respectively.

---

## 26. Income Taxes

Income taxes include corporate income tax and FCDU final taxes, as discussed below, and final tax paid at the rate of 20.00% on gross interest income from government securities and other deposit substitutes. These income taxes, as well as the deferred tax benefits and provisions, are presented as "Income tax expense" in the statements of income.

Effective in May 2004, RA No. 9294 restored the tax exemption of FCDU and offshore banking units (OBU). Under such law, the income derived by the FCDU from foreign currency transactions with nonresidents, OBU, local commercial banks including branches of foreign banks is tax-exempt while interest income on foreign currency loans from residents other than OBU or other depository banks under the expanded system is subject to 10% final income tax.

Components of income tax expense are as follows:

|                     | 2025            | 2024       | 2023       |
|---------------------|-----------------|------------|------------|
| Final tax           | <b>₱985,135</b> | ₱1,207,668 | ₱1,094,614 |
| Deferred income tax | <b>2,618</b>    | 1,864      | 172,245    |
|                     | <b>₱987,753</b> | ₱1,209,532 | ₱1,266,859 |

There is no current income tax expense in 2025 and 2024 because the Bank is in a gross and taxable loss position.

The reconciliation of the income tax expense at statutory tax rate and income tax expense as presented in the statements of income is as follows:

|   | 2025             | 2024       | 2023       |
|---|------------------|------------|------------|
| Income tax expense at statutory tax rate    | <b>₱314,418</b>  | ₱455,886   | ₱573,992   |
| Tax effects of:                             |                  |            |            |
| Expiration of NOLCO                         | <b>1,304,617</b> | -          | -          |
| Interest income subjected to final tax      | <b>(551,725)</b> | (356,611)  | (594,315)  |
| Changes in unrecognized deferred tax assets | <b>(360,405)</b> | 764,398    | 982,328    |
| Nondeductible expenses                      | <b>333,638</b>   | 391,628    | 358,268    |
| Nontaxable income                           | <b>(52,790)</b>  | (45,769)   | (53,414)   |
| Income tax expense at effective tax rate    | <b>₱987,753</b>  | ₱1,209,532 | ₱1,266,859 |

Deferred tax expense is recognized as follows:

|                            | 2025          | 2024   |
|----------------------------|---------------|--------|
| Through:                   |               |        |
| Profit or loss             | <b>₱2,618</b> | ₱1,864 |
| Other comprehensive income | -             | 101    |
|                            | <b>₱2,618</b> | ₱1,965 |

Details of net deferred tax assets are as follows:

|   | 2025             | 2024      |
|---|------------------|-----------|
| Deferred tax assets on:   |                  |           |
| Allowance for credit and impairment losses on loans and receivables | <b>₱485,958</b>  | ₱485,958  |
| Excess of lease liabilities over ROU assets                         | <b>2,280</b>     | 4,664     |
| Retirement liability  | <b>646</b>       | 593       |
|   | <b>488,884</b>   | 491,215   |
| Deferred tax liabilities on:  |                  |           |
| Unrealized gain on foreclosure of investment properties             | <b>(121,264)</b> | (120,977) |
| Others  | <b>(9)</b>       | (9)       |
|   | <b>(121,273)</b> | (120,986) |
|   | <b>₱367,611</b>  | ₱370,229  |

Net recognized deferred tax assets are recognized as follows:

|                          | Note | 2025            | 2024     |
|--------------------------|------|-----------------|----------|
| Through:                 |      |                 |          |
| Profit or loss           |      | <b>₱370,361</b> | ₱372,979 |
| Other comprehensive loss | 21   | <b>(2,750)</b>  | (2,750)  |
|                          |      | <b>₱367,611</b> | ₱370,229 |

As at December 31, the Bank has not recognized deferred tax assets relating to NOLCO and deductible temporary differences as follows:

|                                     | 2025              | 2024       |
|-------------------------------------|-------------------|------------|
| NOLCO                               | <b>₱3,544,995</b> | ₱3,934,728 |
| Allowance for impairment losses on: |                   |            |
| Loans and receivables               | <b>296,482</b>    | 267,154    |
| Investment properties               | <b>6,979</b>      | 6,979      |
| Commitments and contingent assets   | <b>3,564</b>      | 3,564      |
|                                     | <b>₱3,852,020</b> | ₱4,212,425 |

Management assessed that it is not probable that sufficient future taxable profit will be available to allow all or part of the deferred tax assets on the foregoing NOLCO and deductible temporary differences to be utilized.

Details of NOLCO are as follows:

| Year incurred | Year of expiry | Amount             | Incurred          | Expired           | Balance            |
|---------------|----------------|--------------------|-------------------|-------------------|--------------------|
| 2020          | 2025           | ₱2,732,975         | ₱-                | ₱2,732,975        | ₱-                 |
| 2021          | 2026           | 1,707,575          | -                 | -                 | 1,707,575          |
| 2022          | 2025           | 2,485,491          | -                 | 2,485,491         | -                  |
| 2023          | 2026           | 4,136,009          | -                 | -                 | 4,136,009          |
| 2024          | 2027           | 4,676,860          | -                 | -                 | 4,676,860          |
| 2025          | 2028           | -                  | 3,659,537         | -                 | 3,659,537          |
|               |                | <b>₱15,738,910</b> | <b>₱3,659,537</b> | <b>₱5,218,466</b> | <b>₱14,179,981</b> |

Under RA No. 11494, *Bayanihan to Recover as One Act*, and Revenue Regulations No. 25-2020, the Bank is allowed to carry over its net operating losses for the taxable years 2020 and 2021 for the next five consecutive taxable years immediately following the year of such loss.

Under the Corporate Recovery and Tax Incentives for Enterprises (“CREATE”) Act, the RCIT of domestic corporations was reduced from 30% to 25% or 20% depending on the amount of total assets or total amount of taxable income. MCIT was changed from 2% to 1% of gross income for a period of three years up to June 30, 2023.

The rate of MCIT reverted to 2% based on gross income starting July 1, 2023. The impact of the revision is accounted for in 2023, if any.

Current tax rates used in 2025, 2024 and 2023 is 25% RCIT and 2%, 1.5% and 1% MCIT, respectively.

---

## 27. Trust Operations

Securities and other properties (other than deposits) held by the Bank in fiduciary or agency capacities for clients and beneficiaries are not included in the accompanying statements of financial position since these are not assets of the Bank.

In compliance with the requirements of current banking regulations relative to the Bank's trust functions: (a) government securities included under financial assets at amortized cost in the statements of financial position with a total face value of ₱20,000 as at December 31, 2025 and 2024, are deposited with the BSP as security for the Bank's faithful compliance with its fiduciary obligations; and (b) a certain percentage of the Bank's trust fee income is transferred to retained earnings. This yearly transfer is required until the retained earnings for trust function equals 20.00% of the Bank's authorized share capital.

---

## 28. Commitments and Contingent Assets and Liabilities

In the normal course of the Bank's operations, there are outstanding commitments and contingent liabilities which are not reflected in the financial statements. Management does not anticipate any material losses resulting from these transactions.

As at December 31, 2025 and 2024, the Bank is involved in legal proceedings mainly relating to uncollected loans and foreclosed properties. Based on the assessment of management in consultation with its legal counsels, the Bank is in a good position to secure favorable judgment in most of these legal cases. Management therefore believes that the outcome of these legal proceedings will not have any material adverse effect on the financial position and performance of the Bank.

The following is a summary of contingencies and commitments of the Bank with the contractual amounts:

|                                     | 2025              | 2024              |
|-------------------------------------|-------------------|-------------------|
| Trust department accounts           | ₱1,178,949        | ₱1,128,408        |
| Unused commercial letters of credit | 306,005           | 293,256           |
| Outward bills for collection        | 15,171            | 40,507            |
| Late deposits                       | 5,238             | 21,606            |
| Inward bills for collection         | 7,017             | 11,928            |
| Trade related guarantees            | 1,138             | -                 |
| Items held as collateral            | 9                 | 11                |
|                                     | <b>₱1,513,527</b> | <b>₱1,495,716</b> |

---

## 29. Segment Information

A segment is a distinguishable component of the Bank that is engaged either in providing types of services (business segment).

The banking operations for the years ended December 31, 2025, 2024 and 2023 have two major business segments - lending and treasury operations. The foregoing segments contribute the most in the generated income of the Bank. Gross revenues for treasury operations accounted for 36%, 39%,

and 65% while the remaining 64%, 61%, and 35% came from lending and allied operations of total revenues for the years ended December 31, 2025, 2024 and 2023, respectively. Lending operation is largely limited to commercial loans which accounted for approximately 99% of total loan portfolio for the three years under review.

The table below present financial information on business segments as at and for the years ended December 31:

|  | 2025                |                    |                     |
|--|---------------------|--------------------|---------------------|
|  | Treasury Group      | Lending Group      | Total               |
| <b>Segment Revenue</b>                                   |                     |                    |                     |
| Interest income from treasury operations                 | ₱6,212,738          | ₱-                 | ₱6,212,738          |
| Interest expense   | (5,126,547)         | -                  | (5,126,547)         |
| Interest income from lending operations                  | -                   | 2,330,138          | 2,330,138           |
| Provision for credit and impairment losses               | (718)               | (117,309)          | (118,027)           |
| Other income   | 508,304             | 47,905             | 556,209             |
|  | 1,593,777           | 2,260,734          | 3,854,511           |
| Compensation and employee benefits                       | (950,852)           | (92,900)           | (1,043,752)         |
| Income tax expense                                       | (987,753)           | -                  | (987,753)           |
| <b>Segment Operating Profit (Loss)</b>                   | <b>(344,828)</b>    | <b>2,167,834</b>   | <b>1,823,006</b>    |
| Unallocated expenses:                                    |                     |                    |                     |
| Occupancy, depreciation and equipment-related expenses   |                     |                    | (230,048)           |
| Other operating expenses                                 |                     |                    | (1,323,040)         |
|  |                     |                    | ₱269,918            |
| <b>Segment Assets</b>                                    | <b>₱134,863,908</b> | <b>₱36,490,122</b> | <b>₱171,354,030</b> |
|  |                     |                    |                     |
|  | 2024                |                    |                     |
|  | Treasury Group      | Lending Group      | Total               |
| <b>Segment Revenue</b>                                   |                     |                    |                     |
| Interest income from treasury operations                 | ₱7,439,197          | ₱-                 | ₱7,439,197          |
| Interest expense   | (6,502,809)         | -                  | (6,502,809)         |
| Interest income from lending operations                  | -                   | 2,229,102          | 2,229,102           |
| Reversal of (provision for) credit and impairment losses | (5,454)             | 297,681            | 292,227             |
| Other income   | 628,397             | 194,570            | 822,967             |
|  | 1,559,331           | 2,721,353          | 4,280,684           |
| Compensation and employee benefits                       | (943,979)           | (56,452)           | (1,000,431)         |
| Income tax expense                                       | (1,209,532)         | -                  | (1,209,532)         |
| <b>Segment Operating Profit (Loss)</b>                   | <b>(594,180)</b>    | <b>2,664,901</b>   | <b>2,070,721</b>    |
| Unallocated expenses:                                    |                     |                    |                     |
| Occupancy, depreciation and equipment-related expenses   |                     |                    | (200,874)           |
| Other operating expenses                                 |                     |                    | (1,255,834)         |
|  |                     |                    | ₱614,013            |
| <b>Segment Assets</b>                                    | <b>₱142,639,890</b> | <b>₱32,831,286</b> | <b>₱175,471,176</b> |

|   | 2023                |                    |                     |
|---|---------------------|--------------------|---------------------|
|   | Treasury Group      | Lending Group      | Total               |
| <b>Segment Revenue</b>                                    |                     |                    |                     |
| Interest income from treasury operations                  | ₱6,764,658          | ₱-                 | ₱6,764,658          |
| Interest expense  | (5,307,160)         | (1,024)            | (5,308,184)         |
| Interest income from lending operations                   | -                   | 1,685,932          | 1,685,932           |
| Reversal of credit and impairment losses                  | 9,852               | 821,546            | 831,398             |
| Other income  | 441,748             | 482,942            | 924,690             |
|   | 1,909,098           | 2,989,396          | 4,898,494           |
| Compensation and employee benefits                        | (964,081)           | (48,070)           | (1,012,151)         |
| Income tax expense  | (1,266,859)         | -                  | (1,266,859)         |
| <b>Segment Operating Profit (Loss)</b>                    | <b>(321,842)</b>    | <b>2,941,326</b>   | <b>2,619,484</b>    |
| Unallocated expenses:                                     |                     |                    |                     |
| Occupancy, depreciation and<br>equipment-related expenses |                     |                    | (208,817)           |
| Other operating expenses                                  |                     |                    | (1,381,558)         |
|   |                     |                    | ₱1,029,109          |
| <b>Segment Assets</b>                                     | <b>₱147,686,240</b> | <b>₱28,750,398</b> | <b>₱176,436,638</b> |



## **REPORT OF INDEPENDENT AUDITORS ON SUPPLEMENTARY SCHEDULES**

The Stockholders and the Board of Directors  
Philippine Trust Company (PHILTRUST BANK)  
Philtrust Bank Bldg., 1000 United Nations Avenue  
corner San Marcelino St., Manila

We have audited in accordance with Philippine Standards on Auditing, the accompanying financial statements of Philippine Trust Company (PHILTRUST BANK) (the Bank) as at December 31, 2025 and 2024 and for the years ended December 31, 2025, 2024 and 2023, and have issued our report dated March 24, 2026. Our audits were made for the purpose of forming an opinion on the financial statements taken as a whole.

The following supplementary schedules are the responsibility of the Bank's management. These are presented for purposes of complying with the Revised Securities Regulation Code Rule 68 Part II, and are not part of the basic financial statements:

- Reconciliation of Retained Earnings Available for Dividend Declaration for the Year Ended December 31, 2025
- Schedules required by Paragraph 6 Part II of the Revised Securities Regulation Code (SRC) Rule 68
- Schedule of Financial Soundness Indicators as at December 31, 2025 and 2024

The supplementary schedules have been subjected to the audit procedures applied in the audit of the basic financial statements and, in our opinion, fairly state, in all material respects, the financial data required to be set forth therein in relation to the basic financial statements taken as a whole.

The Schedule of Financial Soundness Indicators, including their definitions, formulas, calculation, and their appropriateness or usefulness to the intended users, are the responsibility of the Bank's management.



The financial soundness indicators are not measures of operating performance defined by Philippine Financial Reporting Standards (PFRS) Accounting Standards and may not be comparable to similarly titled measures presented by other companies. The components of these financial soundness indicators have been traced to the Bank's financial statements as at December 31, 2025.

**REYES TACANDONG & Co.**

  
GRACE M. ALBUNIAN

Partner

CPA Certificate No. 0144364

Tax Identification No. 410-858-879-000

BOA Accreditation No. 4782/P-024; Valid until June 6, 2026

SEC Accreditation No. 144364-SEC Group A

Issued October 21, 2025

Valid for Financial Periods 2025 to 2029

BIR Accreditation No. 08-005144-018-2024

Valid until November 25, 2027

PTR No. 10764003

Issued January 2, 2026, Makati City

March 24, 2026

Makati City, Metro Manila

**PHILIPPINE TRUST COMPANY (PHILTRUST BANK)**

---

**SCHEDULES AS REQUIRED UNDER  
THE REVISED SECURITIES REGULATIONS CODE RULE 68  
AS AT AND FOR THE YEAR ENDED DECEMBER 31, 2025**

**Table of Contents**

| <b>Part I</b>  |   |      |
|----------------|---|------|
| Schedule       | Description   | Page |
| A              | Reconciliation of Retained Earnings Available for Dividend Declaration  | 1    |
| B              | Financial Soundness Indicators  | 2    |
| <br>           |   |      |
| <b>Part II</b> |   |      |
| Schedule       | Description   | Page |
| A              | Financial Assets  | 4    |
| B              | Amounts Receivable from Directors, Officers, Employees, Related Parties and Principal Stockholders (Other than Related Parties) | 6    |
| C              | Amounts Receivable from Related Parties which are Eliminated During the Consolidation of the Financial Statements               | N/A  |
| D              | Long-Term Debt  | N/A  |
| E              | Indebtedness to Related Parties   | N/A  |
| F              | Guarantees of Securities of Other Issuers   | N/A  |
| G              | Capital Stock   | 7    |

*N/A – Not applicable*

**RECONCILIATION OF RETAINED EARNINGS  
AVAILABLE FOR DIVIDEND DECLARATION  
FOR THE YEAR ENDED DECEMBER 31, 2025**  
*Amounts in Thousands*

**PHILIPPINE TRUST COMPANY (PHILTRUST BANK)**  
United Nations Ave, Paco, Manila, Metro Manila

|  | Amount             |
|--|--------------------|
| <b>Unappropriated retained earnings, beginning of reporting year</b>   | ₱16,007,752        |
| <b>Add: <u>Category A</u>: Item that is directly credited to unappropriated retained earnings</b>  |                    |
| Reversal of appropriations for general loan loss provision   | 58,317             |
| <b>Less: <u>Category B</u>: Item that is directly debited to unappropriated retained earnings</b>  |                    |
| Retained earnings appropriated during the reporting period   | 800,000            |
| Additional reserves for:   |                    |
| Trust business   | 580                |
| Self-insurance reserves  | 240                |
| <b>Unappropriated retained earnings, as adjusted, at beginning of year</b>   | <b>15,265,249</b>  |
| <b>Add: Net income for the current year</b>  | <b>269,918</b>     |
| <b>Less: <u>Category C.1</u>: Unrealized income recognized in the profit or loss during the reporting period (net of tax)</b>                    |                    |
| Unrealized foreign exchange gain, except those attributable to cash and cash equivalents   | 165,303            |
| Unrealized gain on foreclosure of investment properties  | 16,370             |
| Subtotal   | 181,673            |
| Adjusted net income  | 88,245             |
| <b>Less: <u>Category F</u>: Other items that should be excluded from the determination of the amount of available for dividends distribution</b> |                    |
| Net movement in deferred tax asset and deferred tax liability related to same transaction (ROU asset and lease liability)                        | 2,384              |
| Net movement in deferred tax assets not considered in the reconciling item under previous categories   | (53)               |
| <b>Retained earnings available for dividend declaration at end of year</b>   | <b>₱15,355,825</b> |

*Note: The Bank considers it prudent, in light of prevailing economic uncertainties and heightened global risks, to retain the remaining unappropriated retained earnings as capital buffers to cover potential contingencies and support the Bank's business and strategic plans, particularly against adverse foreign exchange movements and market volatility affecting the fair value of securities, among others.*

**PHILIPPINE TRUST COMPANY (PHILTRUST BANK)**  
**SCHEDULE OF FINANCIAL SOUNDNESS INDICATORS**  
**AS AT DECEMBER 31, 2025 AND 2024**  
*Amounts in Thousands*

| <b>Ratio</b>                 | <b>Formula</b>   | <b>2025</b>         | <b>2024</b>  |
|------------------------------|--|---------------------|--------------|
| Current ratio                | Total current assets   | <b>₱121,406,996</b> | ₱113,032,191 |
|                              | Divided by: total current liabilities  | <b>136,632,742</b>  | 140,854,484  |
|                              |  | <b>0.89:1</b>       | 0.89:1       |
| Acid test ratio              | Cash and other cash items, due from BSP and other banks, investment securities | <b>₱87,514,991</b>  | ₱90,869,102  |
|                              | Divided by: total current liabilities  | <b>136,632,742</b>  | 140,854,484  |
|                              |  | <b>0.64:1</b>       | 0.64:1       |
| Solvency ratio               | Net income   | <b>₱269,918</b>     | ₱614,013     |
|                              | Add: interest, depreciation and amortization                                   | <b>5,342,543</b>    | 6,685,825    |
|                              | Net income before interest, depreciation and amortization                      | <b>5,612,461</b>    | 7,299,838    |
|                              | Divided by: total liabilities  | <b>147,504,624</b>  | 152,794,997  |
|                              |  | <b>0.04:1</b>       | 0.05:1       |
| Debt-to-equity ratio         | Total liabilities  | <b>₱147,504,624</b> | ₱152,794,997 |
|                              | Divided by: Total equity   | <b>23,849,406</b>   | 22,676,179   |
|                              |  | <b>6.18:1</b>       | 6.74:1       |
| Asset-to-equity ratio        | Total assets   | <b>₱171,354,030</b> | ₱175,471,176 |
|                              | Divided by: total equity   | <b>23,849,406</b>   | 22,676,179   |
|                              |  | <b>7.18:1</b>       | 7.74:1       |
| Interest rate coverage ratio | Earnings before interest expense and taxes                                     | <b>₱6,382,632</b>   | ₱8,326,354   |
|                              | Divided by: interest expense   | <b>5,124,961</b>    | 6,502,809    |
|                              |  | <b>1.25:1</b>       | 1.28:1       |

| <b>Ratio</b>             | <b>Formula</b>                      | <b>2025</b>        | <b>2024</b> |
|--------------------------|-------------------------------------|--------------------|-------------|
| Return on average equity | Net income                          | <b>₱269,918</b>    | ₱614,013    |
|                          | Divided by: average equity          | <b>23,262,793</b>  | 22,924,701  |
|                          |                                     | <b>0.01:1</b>      | 0.03:1      |
| Return on average assets | Net income                          | <b>₱269,918</b>    | ₱614,013    |
|                          | Divided by: average assets          | <b>173,412,603</b> | 175,953,907 |
|                          |                                     | <b>0.002:1</b>     | 0.003:1     |
| Capital Adequacy Ratio   | Tier 1 capital                      | <b>₱23,011</b>     | ₱21,810     |
|                          | Tier 2 capital                      | <b>402</b>         | 256         |
|                          | Total regulatory qualifying capital | <b>23,413</b>      | 22,066      |
|                          | Risk-weighted assets                | <b>₱58,292</b>     | ₱53,889     |
|                          | Tier 1 capital ratio                | <b>39.48%</b>      | 40.47%      |
|                          | Tier 2 capital ratio                | <b>0.69%</b>       | 0.48%       |
|                          |                                     | <b>40.17%</b>      | 40.95%      |

**PHILIPPINE TRUST COMPANY (PHILTRUST BANK)**

**SCHEDULE A – FINANCIAL ASSETS**

**DECEMBER 31, 2025**

*Amounts in Thousands, except for Number of shares*

**I. Financial Assets at Fair Value through Other Comprehensive Income**

| <b>Name of issuing entity and association of each issue</b> | <b>Number of shares</b> | <b>Amount shown on the statement of financial position</b> | <b>Valued based on market quotation at end of reporting period</b> | <b>Income received and accrued</b> |
|---|-------------------------|--|--|------------------------------------|
| <b><i>Equity Securities</i></b>                             |                         |  |  |                                    |
| Euromed Lab. Phil., Inc.                                    | 365,111,291             | ₱365,111   | ₱365,111   | ₱25,558                            |
| Centro Escolar University                                   | 206,498                 | 3,242  | 3,242  | 842                                |
| Manila Electric Railroad and Light Company                  | 34,296                  | 19,686   | 19,686   | –                                  |
| San Miguel Corporation                                      | 3,083                   | 253  | 253  | 4                                  |
| Philippine Long Distance Corporation                        | 1,868                   | 2,354  | 2,354  | –                                  |
| Casino Espanol De Manila                                    | –                       | 120  | 120  | –                                  |
| Philippine Columbian Association                            | –                       | 27   | 27   | –                                  |
| Manila Executive Center                                     | –                       | 21   | 21   | –                                  |
|   | <b>365,357,036</b>      | <b>₱390,814</b>  | <b>₱390,814</b>  | <b>₱26,404</b>                     |

| <b>Name of issuing entity and association of each issue</b> | <b>Principal amount of bonds or notes</b> | <b>Amount shown on the statement of financial position</b> | <b>Valued based on market quotation at end of reporting period</b> | <b>Income received and accrued</b> |
|---|---|--|--|------------------------------------|
| <b><i>Foreign currency-denominated Debt Securities</i></b>  |   |  |  |                                    |
| Government Bonds  |   |  |  |                                    |
| Republic of the Philippines                                 |   |  |  |                                    |
| Bonds   | \$309,746                                 | ₱18,209,969  | ₱18,209,969  | ₱637,088                           |

**II. Financial Assets at Amortized Cost**

| Name of issuing entity and association of each issue       | Principal amount of bonds or notes | Amount shown on the statement of financial position | Valued based on market quotation at end of reporting period | Income received and accrued |
|--|------------------------------------|---|---|-----------------------------|
| <b><i>Peso-denominated Debt Securities</i></b>             |                                    |   |   |                             |
| Government Securities:                                     |                                    |   |   |                             |
| Bangko Sentral ng Pilipinas                                |                                    |   |   |                             |
| (BSP) Bills  | ₱55,000,000                        | ₱55,000,000   | ₱55,000,000   | ₱4,035,048                  |
| Retail Treasury Bond                                       | 8,301,000                          | 8,301,000   | 8,301,000   | 32,349                      |
| Treasury Bond  | 128,700                            | 124,469   | 124,469   | 389                         |
| Fixed Treasury Notes                                       | 2,062,790                          | 2,057,708   | 2,057,708   | 7,268                       |
|  | <u>₱65,492,490</u>                 | <u>₱65,483,177</u>                                  | <u>₱65,483,177</u>  | <u>₱4,075,054</u>           |
| <b><i>Foreign currency-denominated Debt Securities</i></b> |                                    |   |   |                             |
| Government Securities                                      | \$304,842                          | ₱18,467,047   | ₱18,467,047   | ₱635,159                    |

**PHILIPPINE TRUST COMPANY (PHILTRUST BANK)**

**SCHEDULE B – AMOUNTS RECEIVABLE FROM DIRECTORS, OFFICERS, EMPLOYEES, RELATED PARTIES AND  
PRINCIPAL STOCKHOLDERS (OTHER THAN RELATED PARTIES)**

**DECEMBER 31, 2025**

*Amounts in Thousands*

| <b>Name and designation of debtor</b> | <b>Balance at<br/>beginning of<br/>year</b> | <b>Additions</b>  | <b>Amounts<br/>collected</b> | <b>Amounts<br/>written off</b> | <b>Current</b>    | <b>Noncurrent</b> | <b>Balance at<br/>end of year</b> |
|---------------------------------------|---|-------------------|------------------------------|--------------------------------|-------------------|-------------------|-----------------------------------|
| Manila Bulletin Publishing Corp.      | ₱1,000,000                                  | ₱–                | ₱1,000,000                   | ₱–                             | ₱–                | ₱–                | ₱–                                |
| Manila Hotel Corporation              | 799,002                                     | –                 | 799,002                      | –                              | –                 | –                 | –                                 |
| U.S. Automotive Co. Inc.              | 435,000                                     | 2,974,002         | 660,000                      | –                              | 2,749,002         | –                 | 2,749,002                         |
| U.N. Properties Development Corp.     | 265,000                                     | 30,000            | 295,000                      | –                              | –                 | –                 | –                                 |
| MH F&B Ideas, inc.                    | 300,000                                     | –                 | 300,000                      | –                              | –                 | –                 | –                                 |
|                                       | <b>₱2,799,002</b>                           | <b>₱3,004,002</b> | <b>₱3,054,002</b>            | <b>₱–</b>                      | <b>₱2,749,002</b> | <b>₱–</b>         | <b>₱2,749,002</b>                 |

*Note: Receivables from Directors, Officers, Employees, Related Parties and Principal Stockholders are subject to usual terms in the normal course of business.*

**PHILIPPINE TRUST COMPANY (PHILTRUST BANK)**

**SCHEDULE G – CAPITAL STOCK**

**DECEMBER 31, 2025**

| Title of Issue (i) | Number of shares authorized | Number of shares issued and outstanding as shown under the related balance sheet caption | Number of shares reserved for options, warrants, conversion and other rights | Number of shares held by related parties (ii) | Directors, officers and employees | Others (iii) |
|--------------------|-----------------------------|--|--|---|-----------------------------------|--------------|
| Common             | 2,200,000                   | 1,000,000  |  | 858,404                                       | 887                               | 140,709      |

*i. Include in this column each type of issue authorized*

*ii. Related parties referred to include persons for which separate financial statements are filed and those included in the consolidated financial statements, other than the issuer of the particular security.*

*iii. Indicate in a note any significant changes since the date of the last balance sheet filed.*

PHILIPPINE TRUST COMPANY (PHILTRUST BANK)

SUPPLEMENTARY SCHEDULE OF EXTERNAL AUDITOR FEE-RELATED INFORMATION

DECEMBER 31, 2025 AND 2024

Amounts in Thousands

|                                       | 2025          | 2024          |
|---------------------------------------|---------------|---------------|
| <b>Total Audit Fees</b>               | <b>₱4,300</b> | <b>₱4,000</b> |
| Non-audit services fees:              |               |               |
| Other assurance services              | —             | —             |
| Tax services                          | —             | —             |
| All other services                    | —             | —             |
| <b>Total Non-Audit Fees</b>           | <b>—</b>      | <b>—</b>      |
| <b>Total Audit and Non-audit Fees</b> | <b>₱4,300</b> | <b>₱4,000</b> |

**Audit and Non-audit Fees of Other Related Entities**

|   | 2025      | 2024      |
|---|-----------|-----------|
| Audit Fees  | ₱—        | ₱—        |
| Non-audit services fees:  |           |           |
| Other assurance services  | —         | —         |
| Tax services  | —         | —         |
| All other services  | —         | —         |
| <b>Total Audit and Non-audit Fees of Other Related Entities</b> | <b>₱—</b> | <b>₱—</b> |

SEC Number : PW 105  
File Number

PHILTRUST BANK

---

**(PHILIPPINE TRUST COMPANY)**

---

(Company's Full Name)

UNITED NATIONS AVENUE COR. SAN MARCELINO ST. MANILA

---

(Company's Address)

524- 90 - 61

---

(Telephone Number)

(Fiscal Year Ending)

---

(month & day)

SEC 17- Q

---

(Form Type)

N / A

---

(Amendment Designation (If applicable))

QUARTER ENDED MARCH 31, 2026

---

(Period Encoded Date)

NONE

---

(Secondary License Type and File Number)

SECURITIES AND EXCHANGE COMMISSION  
SEC FORM 17 - Q

QUARTERLY REPORT PURSUANT TO SECTION 17 OF THE SECURITIES  
REGULATION CODE AND SRC RULE 17(2)(b) THEREUNDER

1. For the quarterly period ended March 31, 2026
2. Commission Identification Number 105
3. BIR Tax Identification Number 000-541-102
4. Exact name of issuer as specified in its charter PHILIPPINE TRUST COMPANY-PHILTRUST BANK
5. Province, country or other jurisdiction of incorporation or organization MANILA
6. Industry Classification Code (SEC Use Only) \_\_\_\_\_
7. Address of issuer's principal office United Nations Avenue corner San Marcelino St. Manila
8. Issuer's telephone number, including area code 8524-90-61 02
9. Former name, former address and former fiscal year, if changed since last report NA
10. Securities registered pursuant to Section 8 & 12 of the Code or Section 4 & 8 of the RSA

| Title of each class | Number of Shares of common stock<br>outstanding and amount of debt outstanding |
|---------------------|--|
| <u>COMMON</u>       | <u>1,000,000,000</u>   |

11. Are any or all of the securities listed on a Stock Exchange?

Yes ( / )                      No ( )

If yes, state the name of such Stock Exchange and the class/es of securities listed therein:

PHILIPPINE STOCK EXCHANGE                      COMMON

12. Indicate by check mark whether the registrant

(a) has filed all reports required to be filed Section 17 of the Code and SRC Rule 17 thereunder or Sections 11 of RSA and RSA Rule 11(a)-1 thereunder, and Sections 26 and 141 of the Corporation Code of the Philippines, during the preceding twelve (12) months (or for such shorter period the registrant was required to file such reports)

Yes ( / )                      No ( )

(b) has been subject to such filing requirements for the past ninety (90) days

Yes ( )                      No ( / )

Part 1 - Financial Information

Item 1. Financial Statements

SCHEDULE 1

**PHILTRUST BANK  
PHILIPPINE TRUST COMPANY  
COMPARATIVE STATEMENT OF CONDITION**

|   | UNAUDITED                 | AUDITED                   |
|---|---------------------------|---------------------------|
|   | MARCH 31, 2026            | DECEMBER 31, 2025         |
| <b><u>ASSETS</u></b>  |                           |                           |
| Cash and Other Cash Items   | 893,495,545.63            | 922,061,039.78            |
| Due from Bangko Sentral ng Pilipinas                              | 10,063,885,889.90         | 17,223,530,290.81         |
| Due from Other Banks  | 1,507,657,026.48          | 1,513,591,362.63          |
| Financial Assets at Fair Value Through Other Comprehensive Income | 19,106,554,835.87         | 18,600,782,697.42         |
| Debt Securities at Amortized Cost                                 | 94,507,507,422.27         | 83,950,224,228.69         |
| Loans and Receivables Arising from RA/CA/PR/SLB                   | 2,200,000,000.00          | 8,550,000,000.00          |
| Loans and Receivables, net  | 35,564,283,042.43         | 34,468,391,598.75         |
| Property and equipment  | 3,135,400,367.33          | 3,214,652,913.55          |
| Investment properties   | 1,670,127,468.86          | 2,146,401,531.99          |
| Deferred Tax Assets   | 370,229,105.23            | 367,610,849.23            |
| Other Assets  | 502,421,022.16            | 396,782,838.91            |
| <b>TOTAL ASSETS</b>   | <b>169,521,561,726.16</b> | <b>171,354,029,351.76</b> |
| <b><u>LIABILITIES AND EQUITY</u></b>                              |                           |                           |
| <b><u>LIABILITIES</u></b>   |                           |                           |
| Deposits - Demand   | 878,882,470.45            | 1,342,414,278.70          |
| - Savings   | 103,270,186,766.53        | 104,784,063,299.74        |
| - Time Certificate of Deposits                                    | 41,112,817,205.41         | 40,281,742,197.66         |
| Total Deposits  | 145,261,886,442.39        | 146,408,219,776.10        |
| Manager's Checks and Demand Drafts Outstanding                    | 118,903,778.35            | 103,865,970.71            |
| Accrued Taxes, Interest and Other Expenses                        | 404,837,951.95            | 336,331,996.16            |
| Deferred Credits and Other Liabilities                            | 673,015,921.36            | 656,207,019.65            |
| <b>TOTAL LIABILITIES</b>  | <b>146,458,644,094.05</b> | <b>147,504,624,762.62</b> |
| <b><u>EQUITY ACCOUNTS</u></b>                                     |                           |                           |
| Capital Stock   | 10,000,000,000.00         | 10,000,000,000.00         |
| Reserves  | 173,359,626.79            | 161,721,686.14            |
| Surplus   | 16,349,976,760.35         | 16,453,324,943.18         |
| Undivided Profits   | 236,202,965.15            | 269,917,654.89            |
| Net Unrealized Gains/(Losses)                                     | -3,915,914,451.26         | (3,249,209,426.15)        |
| Cummulative Translation Adjustments                               | 211,793,833.68            | 205,397,833.68            |
| Remeasurements of retirement benefit obligation                   | 7,498,897.40              | 8,251,897.40              |
| <b>TOTAL EQUITY ACCOUNTS</b>                                      | <b>23,062,917,632.11</b>  | <b>23,849,404,589.14</b>  |
| <b>TOTAL LIABILITIES &amp; EQUITY ACCOUNTS</b>                    | <b>169,521,561,726.16</b> | <b>171,354,029,351.76</b> |
| <b><u>CONTINGENT ACCOUNTS</u></b>                                 |                           |                           |
| Guarantees Issued   | 7,445,535.87              | 0.00                      |
| Performance Standby Letters of Credit                             | 26,373,572.88             | 28,399,038.70             |
| Commercial Letters of Credit                                      | 226,042,827.82            | 277,605,595.03            |
| Trade Related Guarantees  | 0.00                      | 1,137,821.66              |
| Trust Department Accounts   | 1,169,663,063.00          | 1,178,949,074.14          |
| Others  | 63,264,071.76             | 27,435,552.20             |
| <b>TOTAL CONTINGENT ACCOUNTS</b>                                  | <b>1,492,789,071.33</b>   | <b>1,513,527,081.73</b>   |

**PHILTRUST BANK**  
**STATEMENTS OF COMPREHENSIVE INCOME**  
**FOR THE PERIOD ENDED MARCH 31, 2026 & 2025**

|  | <u>March 31, 2026</u>          | <u>March 31, 2025</u>        |
|--|--------------------------------|------------------------------|
| <b>Net Income</b>                                | 236,202,965.15                 | 101,460,544.50               |
| <b>Other Comprehensive Income</b>                | <u>(661,063,025.11)</u>        | <u>377,241,354.61</u>        |
| <b>TOTAL COMPREHENSIVE INCOME FOR THE PERIOD</b> | <u><u>(424,860,059.96)</u></u> | <u><u>478,701,899.11</u></u> |

**PHILTRUST BANK**  
**STATEMENTS OF INCOME**  
**FOR THE PERIOD ENDED MARCH 31, 2026 & 2025**

|  | March 31, 2026   | March 31, 2025   |
|--|------------------|------------------|
| <b>INTEREST INCOME</b>   |                  |                  |
| On Loans and Advances  | 616,648,930.04   | 560,067,943.01   |
| On Amortized Cost  | 970,249,124.02   | 1,479,641,313.53 |
| On FVOCI   | 153,863,457.01   | 142,881,656.91   |
| On LR Arising from RA/CA/PR/SLB  | 36,896,769.83    | 47,282,319.75    |
| On Deposits with Banks   | 148,032,012.00   | 67,268,665.12    |
| <b>TOTAL INTEREST INCOME</b>   | 1,925,690,292.90 | 2,297,141,898.32 |
| <b>INTEREST EXPENSE</b>  |                  |                  |
| On Deposits  | 1,076,664,635.63 | 1,306,715,727.12 |
| <b>NET INTEREST INCOME</b>   | 849,025,657.27   | 990,426,171.20   |
| <b>PROVISION FOR PROBABLE LOSSES</b>   | 1,233,917.66     | -5,709,143.76    |
| <b>NET INTEREST INCOME AFTER PROVISION FOR<br/>PROBABLE LOSSES</b>                                   | 847,791,739.61   | 996,135,314.96   |
| <b>OTHER INCOME</b>  |                  |                  |
| Income from Foreign Exchange Profit  | 185,602,734.12   | -33,020,219.90   |
| Service Charges and Commissions  | 15,207,847.70    | 17,329,934.51    |
| Gains/(Losses) from Sale/Redemption/Derecognition of Non-Trading<br>Financial Assets and Liabilities | 5,534,596.24     | 0.00             |
| Other Operating Income   | 32,462,599.36    | 22,648,748.70    |
| <b>TOTAL OTHER INCOME</b>  | 238,807,777.42   | 6,958,463.31     |
| <b>OTHER EXPENSES</b>  |                  |                  |
| Compensation and Fringe Benefits   | 243,230,849.32   | 223,290,885.07   |
| Occupancy and Equipment-related Expenses-Rental  | 8,923,875.18     | 9,937,510.57     |
| Depreciation/Amortization  | 44,561,575.39    | 44,411,375.40    |
| Taxes and Licenses   | 96,076,340.04    | 140,067,169.48   |
| Other Operating Expenses   | 265,423,089.69   | 216,977,360.05   |
| <b>TOTAL OTHER EXPENSES</b>  | 658,215,729.62   | 634,684,300.57   |
| <b>INCOME BEFORE INCOME TAX</b>  | 428,383,787.41   | 368,409,477.70   |
| <b>PROVISION FOR INCOME TAX</b>  | 192,180,822.26   | 266,948,933.20   |
| <b>NET INCOME FOR THE QUARTER</b>  | 236,202,965.15   | 101,460,544.50   |
| <b>EARNINGS PER SHARE</b>  | 0.24             | 0.10             |

**PHILTRUST BANK**  
 Computation of Earnings Per Share

No. of Shares - 1,000,000,000

|                                     | March 31, 2026 | March 31, 2025 |
|-------------------------------------|----------------|----------------|
| Net Income for the period           | 236,202,965.15 | 101,460,544.50 |
| Net Income Divided by No. of Shares | 236,202,965.15 | 101,460,544.50 |
|                                     | 1,000,000,000  | 1,000,000,000  |
| Earnings Per Share                  | 0.24           | 0.10           |

**PHILTRUST BANK**  
**STATEMENT OF CHANGES IN STOCKHOLDER'S EQUITY**  
**AS OF MARCH 31, 2026 & 2025**

| AS OF MARCH 31, 2026                        | COMMON            | SURPLUS           | RESERVE        | UNDIVIDED<br>PROFIT | NET UNREALIZED<br>GAINS/(LOSSES) | CUMMULATIVE<br>TRANS. ADJUSTMENTS | RETIREMENT<br>BENEFIT |
|---|-------------------|-------------------|----------------|---------------------|----------------------------------|-----------------------------------|-----------------------|
| Balance, Dec. 31, 2025                      | 10,000,000,000.00 | 15,906,806,126.78 | 164,064,351.48 | 452,855,443.69      |                                  |                                   |                       |
| Transfer of Undivided<br>Profit to Surplus  |                   | 452,855,443.69    |                | (452,855,443.69)    |                                  |                                   |                       |
| Adjustment on Undivided<br>Profit           |                   | (9,684,810.12)    |                | 0.00                |                                  |                                   |                       |
| Adjustment                                  |                   |                   | 9,295,275.31   |                     |                                  |                                   |                       |
| Net Income for the period<br>March 31, 2026 |                   |                   |                | 236,202,965.15      |                                  |                                   |                       |
| Net Unrealized Gains/(Losses)               |                   |                   |                |                     | (3,915,914,451.26)               |                                   |                       |
| Cummulative Translation Adjustments         |                   |                   |                |                     |                                  | 211,793,833.68                    |                       |
| Retirement Benefit                          |                   |                   |                |                     |                                  |                                   | 7,498,897.40          |
| Balance, March 31, 2026                     | 10,000,000,000.00 | 16,349,976,760.35 | 173,359,626.79 | 236,202,965.15      | (3,915,914,451.26)               | 211,793,833.68                    | 7,498,897.40          |

| AS OF MARCH 31, 2025                        | COMMON            | SURPLUS           | RESERVE       | UNDIVIDED<br>PROFIT | NET UNREALIZED<br>GAINS/(LOSSES) | CUMMULATIVE<br>TRANS. ADJUSTMENTS | RETIREMENT<br>BENEFIT |
|---|-------------------|-------------------|---------------|---------------------|----------------------------------|-----------------------------------|-----------------------|
| Balance, Dec. 31, 2024                      | 10,000,000,000.00 | 15,456,742,371.11 | 72,740,381.78 | 626,420,465.13      |                                  |                                   |                       |
| Transfer of Undivided<br>Profit to Surplus  |                   | 626,420,465.13    |               | (626,420,465.13)    |                                  |                                   |                       |
| Adjustment on Undivided<br>Profit           |                   | (257,737,022.67)  |               | 0.00                |                                  |                                   |                       |
| Amortization                                |                   |                   | 2,233,726.81  |                     |                                  |                                   |                       |
| Net Income for the period<br>March 31, 2025 |                   |                   |               | 101,460,544.50      |                                  |                                   |                       |
| Net Unrealized Gains/(Losses)               |                   |                   |               |                     | (3,781,178,711.99)               |                                   |                       |
| Cummulative Translation Adjustments         |                   |                   |               |                     |                                  | 212,053,387.68                    |                       |
| Retirement Benefit                          |                   |                   |               |                     |                                  |                                   | 7,498,897.40          |
| Balance, March 31, 2025                     | 10,000,000,000.00 | 15,825,425,813.57 | 74,974,108.59 | 101,460,544.50      | (3,781,178,711.99)               | 212,053,387.68                    | 7,498,897.40          |

**PHILTRUST BANK**  
**STATEMENTS OF CASH FLOWS**  
**FOR THE PERIOD ENDED MARCH 31, 2026 & 2025**

|   | <u>MARCH 31, 2026</u>     | <u>MARCH 31, 2025</u>   |
|---|---------------------------|-------------------------|
| <b>CASH FLOWS FROM OPERATING ACTIVITIES</b>                 |                           |                         |
| Income before tax   | 428,383,787.41            | 368,409,477.70          |
| Adjustments for:  |                           |                         |
| Allowance for Losses  | 1,233,917.66              | (5,709,143.76)          |
| Depreciation/Amortization                                   | 44,561,575.39             | 44,411,375.40           |
| Auditor's adjustments                                       | -                         | -                       |
| Operating Income before working capital changes             | 474,179,280.46            | 407,111,709.34          |
| Decrease(Increase) in:                                      |                           |                         |
| Loans & Receivables   | 5,254,108,556.32          | (535,284,047.67)        |
| Investment Properties                                       | 476,274,063.13            | 567,233,529.76          |
| Other Resources   | (105,638,183.25)          | (59,716,554.29)         |
| Increase (Decrease) in:                                     |                           |                         |
| Deposit Liabilities   | (1,146,333,333.71)        | (612,679,140.38)        |
| Manager's Checks  | 15,037,807.64             | 5,248,795.69            |
| Accrued Taxes   | 68,505,955.79             | (12,481,461.70)         |
| Deferred Credits & Other Liabilities                        | 16,808,901.71             | 281,789,432.35          |
| Cash Generated from Operations                              | 5,052,943,048.09          | 41,222,263.10           |
| Income Taxes Paid   | (192,180,822.26)          | (266,948,933.20)        |
| Net Cash Provided by Operating Activities                   | 4,860,762,225.83          | (225,726,670.10)        |
| <b>CASH FLOWS FROM INVESTING ACTIVITIES</b>                 |                           |                         |
| Acquisition of Property & Equipment                         | (79,252,546.22)           | 9,822,211.39            |
| Decrease(Increase) in:                                      |                           |                         |
| Investment Securities                                       | (11,975,653,910.82)       | (297,195,790.34)        |
| Cash used in Investing Activities                           | (12,054,906,457.04)       | (287,373,578.95)        |
| <b>NET (DECREASE)/INCREASE IN CASH AND CASH EQUIVALENTS</b> | <b>(7,194,144,231.21)</b> | <b>(513,100,249.05)</b> |
| <b>Cash &amp; Cash Equivalents, Beginning</b>               |                           |                         |
| Cash & Other Cash Items                                     | 922,061,039.78            | 1,188,236,865.01        |
| Due from Bangko Sentral ng Pilipinas                        | 17,223,530,290.81         | 8,213,772,795.17        |
| Due from Other Banks  | 1,513,591,362.63          | 1,015,261,649.81        |
|   | 19,659,182,693.22         | 10,417,271,309.99       |
| <b>Cash &amp; Cash Equivalents, End</b>                     |                           |                         |
| Cash & Other Cash Items                                     | 893,495,545.63            | 1,105,847,296.12        |
| Due from Bangko Sentral ng Pilipinas                        | 10,063,885,889.90         | 7,664,877,607.12        |
| Due from Other Banks  | 1,507,657,026.48          | 1,133,446,157.70        |
|   | 12,465,038,462.01         | 9,904,171,060.94        |

## **Item 2: Management's Discussion and Analysis of Financial Condition and Results of Operations**

### **Financial Condition**

The Bank ended the first quarter of 2026 with P169.521 billion in total resources, a very immaterial decrease compared from last year's level of P171.354 billion. Due from Bangko Sentral ng Pilipinas closed at P10.064 billion down by 41.57% or by P7.160 billion compared from last year's level of P17.223 billion as a result of placement of debt securities at amortized cost which increased by P10.557 billion or by 12.58% compared from last year's level. We were not awarded SPURA by the Bangko Sentral ng Pilipinas for the first quarter of 2026, hence, decreased by 74.27% or by P6.350 billion compared from last year's level. Investment properties decreased by 22.19% or by P476.274 million due to sale of Bank's acquired real properties. Other assets accounts increased by 26.62% or by P105.638 million as movements in these asset accounts can be accounted for by transactions in the ordinary course of business.

Deposit liabilities at the end of the first quarter closed at P145.262 billion a minimal decrease of P1.146 billion compared from last year's level of P146.408 billion, as demand deposit decreased by 34.53%. The 14.48% increase in Manager's checks represents higher outstanding checks issued compared from last year's level. Accrued taxes and other expenses increased by 20.37% due to higher accrual of interest and other expenses. All other payables were paid by the Bank within the stated terms.

Capital funds for the first quarter closed at P23.063 billion, a minimal decrease of 3.30% or by P786.488 million from last year's level. This reflects the impact of mark to market valuation on investments securities on the Banks total equity. This can be attributed by the earnings for the first quarter amounting to P236.203 million and the decrease in net unrealized gains/losses amounting to P661.063 million. Capital adequacy ratio for the first quarter is 31.28% which is well above the Bangko Sentral ng Pilipinas minimum requirements of 10%.

The Bank has outstanding commitments, contingent liabilities, and bank guarantees that arise from normal course of operations. Changes in nature and amounts in the financial statements were due more to market related factors inherent in nature of the issuer's business operations and were not considered unusual.

### **Results of Operations**

The Bank generated gross earnings for the first quarter of 2026 amounting to P2.164 billion versus last year's level of P2.304 billion, a P139.602 million decrease. Total interest income posted at P1.925 billion lower by 16.17% or by P371.451 million. Financial assets on amortized cost decreased by 34.43% due to lower volume of securities disposed compared from last year's level. SPURA decreased by 21.96% due to lower volume and yield granted by the Bangko Sentral ng Pilipinas. Deposit placements with Bangko Sentral ng Pilipinas and other banks posted a remarkable

120.06% increase due to higher volume of transactions and yields generated for the quarter. On interest on loans and advances increased by 10.10% due to higher yields as well penalties collected from recoveries of various accounts. Foreign exchange profit increased by P218.622 million due to higher exchange rate compared from last year's level. Service charges and commissions decreased by 12.25% due to lower volume of transactions for the period. Other operating income increased by 43.33% due to higher ROPA gains from last year's level.

Interest expense on deposits decreased by 17.61% compared from last year's level due to lower deposit balance compared from last year's level. Occupancy and equipment related expenses decreased by 10.20% due to lower booking of IT related costs. Taxes and licenses decreased by 31.41% due to lower taxes generated for the quarter. All other operating expenses increased/decreased by more than or less than 10% which is normal in the ordinary course of business. Net income closed at P236.202 million, 132.8% higher than last year's level of P101.450 million.

Considering the huge investments from our core banking system, we have to continue enhance our asset quality and risk management as well as compliance to address new emerging risks and meet new regulatory requirements. Looking ahead, we remain committed to our long-term aspiration of maintaining our status as a stable bank known for its asset liquidity and stability, consistently profitable operations providing a reasonable return on investments, sufficient liquid position under any stress scenario and soundness of internal control. Looking forward for a better 2026.

### Key Performance Indicators

The performance of the bank is reflected in the following financial ratios:

|                          | <u>Mar. 31, 2026</u> | <u>Mar. 31, 2025</u> |
|--------------------------|----------------------|----------------------|
| Return on Average Equity | 4.03%                | 1.80%                |
| Return on Average Assets | 0.56%                | 0.23%                |
| Net Interest Margin      | 2.05%                | 2.34%                |
| Capital to Risk Assets   | 31.28%               | 41.10%               |
| Cost to Income Ratio     | 60.62%               | 63.06%               |

The manner by which the Bank calculates the above indicators are as follows:

| <u>Key Performance Indicator</u> | <u>Formula</u>   |
|----------------------------------|--|
| 1. Return on Average Equity (%)  | $\frac{\text{Net Income After Income Tax}}{\text{Average Total Capital Accounts}}$ |
| 2. Return on Average Assets (%)  | $\frac{\text{Net Income After Income Tax}}{\text{Average Total Assets}}$           |
| 3. Net Interest Margin (%)       | $\frac{\text{Net Interest Income}}{\text{Average Interest Earning Assets}}$        |

4. Capital to Risk Assets (%)

$\frac{\text{Total Qualifying Capital}}{\text{Total Risk-Weighted Assets}}$

5. Cost to Income Ratio (%)

$\frac{\text{Total Operating Expenses}}{\text{Net Interest Income} + \text{Other Income}}$

## Part II - Other Information

Our financial report for the first quarter of 2026 was prepared in compliance with Generally Accepted Accounting Principles as set forth in Philippine Financial Reporting Standards (PFRS). The term PFRS in general includes all applicable PFRS, PAS and SIC/IFRIC interpretations which have been approved by the Financial Reporting Standards Council (FRSC) and adopted by the SEC pronouncements. The same accounting policies and methods of computation were consistently followed in our financial statements as compared with the annual audited financial statements. There were no cash dividends paid during the year 2026. There were no material contingencies or any other unusual events or transactions affecting our financial condition since December 31, 2025. There are no known trends, demands, commitments, events or uncertainties that would have had a material conflict on our financial condition or results of operations or unfavorable impact on net revenues from continuing operations. There is no material commitment for capital expenditures. We don't anticipate any events that may cause any default or acceleration of an obligation. There are no material off-balance sheet transactions, arrangements, obligations, including contingent obligations and other relationships of the company with unconsolidated entities during the reporting period.

For the first quarter of 2026, the Bank had no transactions that would require the following information or disclosures:

- a. Explanatory comments about the seasonality or cyclicity of interim operations.
- b. The nature and amount of items affecting assets, liabilities, equity, net income or cash flows that are unusual because of their nature, size or incidents.
- c. The nature and amounts of changes in estimates of amounts reported in prior interim periods of the current financial year or changes in estimates of amounts reported in prior financial years, if those changes have a material effect in the current interim period.
- d. Issuances, repurchases and repayments of debt and equity securities.
- e. Segment revenue and segment result for business segments or geographical segments, whichever is the issuer's primary basis of segment reporting.
- f. Material events subsequent to the end of the interim period that have not been reflected in the financial statements for the interim period.
- g. The effect of changes in the composition of the issuer during the interim period, including business combinations, acquisition or disposal of subsidiaries and long-term investments, restructurings, and discounting operations.
- h. Existence of material contingencies and any other events or transactions that are material to an understanding of the current interim period.
- i. Any significant elements of income or loss that did not arise from the issuer's continuing operations.
- j. Any seasonal aspects that had a material effect on the financial condition or results of operations.
- k. There are no causes for any material changes for our financial from period to period (5%).

1. Proposed Format for Aging of Accounts Receivable

| Name of Company: PHILTRUST BANK  |               |              |            |            |                     |               |              |                  |                             |
|--|---------------|--------------|------------|------------|---------------------|---------------|--------------|------------------|-----------------------------|
| Aging of Accounts Receivable   |               |              |            |            |                     |               |              |                  |                             |
| As of March 31, 2026   |               |              |            |            |                     |               |              |                  |                             |
| Type of Accounts Receivable  | TOTAL         | 1 Month      | 2 - 3 Mos. | 4 - 6 Mos. | 7Mons. To<br>1 Year | 1 - 2 Yrs.    | 3 - 5 Yrs.   | 5 Yrs -<br>above | Past due &<br>Items in Lit. |
| a. Trade Receivables   |               |              |            |            |                     |               |              |                  |                             |
| 1. L & D   | 0.00          | 0.00         | 0.00       | 0.00       | 0.00                | 0.00          | 0.00         | 0.00             |                             |
| 2. Trust   | 0.00          | 0.00         |            |            |                     |               |              |                  |                             |
| 3. Collection  | 0.00          | 0.00         | 0.00       | 0.00       | 0.00                | 0.00          | 0.00         | 0.00             |                             |
| 4. BIR   | 0.00          |              | 0.00       |            | 0.00                | 0.00          | 0.00         | 0.00             |                             |
| 5. Various   | 0.00          | 0.00         | 0.00       | 0.00       | 0.00                | 0.00          | 0.00         | 0.00             |                             |
| Net Trade Rec'ble  | 0.00          | 0.00         | 0.00       | 0.00       | 0.00                | 0.00          | 0.00         | 0.00             | 0.00                        |
| b. Non-Trade Receivables   |               |              |            |            |                     |               |              |                  |                             |
| 1. Officer   | 414,500.00    | 284,500.00   | 100,000.00 | 0.00       | 30,000.00           | 0.00          | 0.00         | 0.00             |                             |
| 2. ATM   | 0.00          | 0.00         |            |            |                     |               |              |                  |                             |
| 3. Various   | 22,777,567.63 | 2,020,000.00 | 0.00       | 0.00       | 0.00                | 13,587,244.80 | 7,170,322.83 | 0.00             | 0.00                        |
| Subtotal   | 23,192,067.63 | 2,304,500.00 | 100,000.00 | 0.00       | 30,000.00           | 13,587,244.80 | 7,170,322.83 | 0.00             | 0.00                        |
| Less: Allow for Doubt-<br>ful Account  | 3,000,000.00  |              |            |            |                     |               |              |                  |                             |
| Net Non-Trade Rec'ble  | 20,192,067.63 |              |            |            |                     |               |              |                  |                             |
| Net Receivables (a+b)  | 20,192,067.63 |              |            |            |                     |               |              |                  |                             |
| Notes: If the Company's collection period does not match the above schedule and revision is necessary to make the schedule not misleading, the proposed collection period in this schedule may be changed to appropriately reflect the Company's actual collection period. |               |              |            |            |                     |               |              |                  |                             |

2. Accounts Receivable Description

| Type of Receivable   | Nature/Description                       | Collection Period |
|--|--|-------------------|
| 1. Trade   | L & D, Collection - insurance/realty tax | monthly           |
| 2. Non-Trade   | Officer/Employees - shortage             | monthly           |
| 3. Non-Trade   | Various                                  | monthly           |
| Notes: Indicate a brief description of the nature and collection period of each receivable accounts with major balances or separate receivables captions, both for trade and non-trade accounts. |  |                   |

3. Normal Operating Cycle:

**PHILTRUST BANK**  
**SUPPLEMENTARY SCHEDULE OF FINANCIAL SOUNDNESS**  
**FOR THE PERIOD ENDED MARCH 31, 2026 & 2025**

|                                  | <u>March 31, 2026</u> | <u>March 31, 2025</u> |
|----------------------------------|-----------------------|-----------------------|
| <b>Current Ratio</b>             | 111.87%               | 111.05%               |
| <b>Debt to Equity Ratio</b>      | 635.04%               | 679.39%               |
| <b>Asset to Equity Ratio</b>     | 735.04%               | 779.39%               |
| <b>Net Interest Margin Ratio</b> | 2.05%                 | 2.34%                 |
| <b>PROFITABILITY RATIO:</b>      |                       |                       |
| <b>Profit Margin Ratio</b>       | 227.14%               | 230.61%               |
| <b>Return to Assets</b>          | 0.56%                 | 0.23%                 |
| <b>Return on Equity</b>          | 4.03%                 | 1.80%                 |

## FINANCIAL RISK DISCLOSURE

### A. Assessment of Financial Risk Exposure of the Bank as of March 31, 2026.

#### I. Market Risk: Foreign Exchange Position

As of March 31, 2026, the Bank's FX position stood at PhP 5.60 billion representing 3.31% of the bank's total asset at PHP169.522 billion and 100% of market risk-weighted assets.

#### II. Liquidity Risk

Liquidity Coverage Ratio (LCR). The LCR is the ratio of High-Quality Liquid Assets (HQLA) to total net cash outflows which should be no lower than 100% on a daily basis.

Net Stable Funding Ratio (NSFR). The NSFR is the ratio of the available stable funding (ASF) to the required stable funding (RSF), should be no lower than 100%

Basel III Leverage Ratio (BLR). The BLR is computed as the capital measure (Tier 1 capital) divided by the total exposure and should not be less than 5%.

|                          | Regulatory Minimum | As of March 31, 2026 |
|--------------------------|--------------------|----------------------|
| Liquidity coverage ratio | 100%               | 511%                 |
| Net stable funding ratio | 100%               | 343%                 |
| Leverage ratio           | 5%                 | 13%                  |

#### III. Credit Risk

The bulk of company's loans are fully secured by real estate while some of the loan accounts are backed by guarantees, and only a small percentage of the loans are in clean basis but these are usually extended to clients with very satisfactory payment record &/or who are known to the bank for their good credit reputation. The lending process begins with credit selection and continues to administration and review of loan accounts on a regular basis. Reporting to and review by the Credit and Loans Review Committee is part of the whole credit process and done on a regular basis.

1. The bank has no hedging nor financial derivatives contracts. The bank's main financial contracts are:

Financial Assets at Fair Value Through Other Comprehensive Income (FVOCI), and Debt Securities at Amortized Cost (AC).

2. Other than US Dollar denominated bonds issued by the Republic of the Philippines, the bank has no investment in foreign securities or equities.

3. Asset and liability management is involved in matching the economic characteristics of the bank's cash flows. We look at duration, the fixed/floating interest rate of our commitments, the repricing period, liquidity position and stress testing. The decisions are

strategically made based on interest rate exposure. Impairment is recognized via valuation reserves in accordance with PFRS 9.

4. Before the bank makes any investment decision, it ensures that the secondary market must have liquidity, breadth, and depth to transact all tenors of financial instruments.



## **MANAGEMENT REPORT**

### **A. Description of the general nature and scope of the business of the registrant**

#### **(1) Business Development**

The Philippine Trust Company, also known as PHILTRUST BANK, was established more than a hundred years ago on October 21, 1916 as a trust institution. It later became a commercial bank and on June 5, 2007, it was granted by the Bangko Sentral ng Pilipinas (BSP) authority to operate as a universal bank.

Throughout its more than 100 years in banking, Philtrust Bank has acquired a reputation for conservatism and reliability and has enjoyed the trust and confidence of the business community and the general public. The said policy has enabled the Bank to grow consistently, maintain strong liquidity position, generate reasonable return on investment and create more value to the Bank.

The principal office is located at Philtrust Bank Building, 1000 United Nations Avenue corner San Marcelino Street, Manila. Additionally, it has a network of sixty-three (63) branches, 23 provincial and 40 in Metro Manila including its newly opened Tuguegarao Branch located at 1 Bonifacio St., Centro 08, Tuguegarao City and Tarlac City Branch located at MacArthur Highway, Barangay Sto. Cristo, Tarlac City.

The Bank does not anticipate any material reclassification, merger, consolidation or purchase/sale of a significant amount of its assets outside the course of its business.

Having officially listed its shares on February 17, 1988, Philtrust Bank is one of the first few banks that traded their shares in the then Manila Stock Exchange and Makati Stock Exchange, now Philippine Stock Exchange, Inc. (PSE).

On October 14, 2014 and November 19, 2014, the BSP and SEC, respectively, approved the amendment of Article FOURTH of the Bank's Articles of Incorporation extending the Bank's corporate existence for another fifty (50) years from and after October 21, 2016. Its corporate life was further extended perpetually when the Revised Corporation Code (RCC) took effect on February 23, 2019. Section 11 of the RCC provides that corporations with certificates of incorporation issued prior to the effectivity of the RCC and which continue to exist shall have perpetual existence. Philtrust Bank's Certificate of Incorporation was originally issued on October 21, 1916 and it has continued to exist thereafter.

**(2) Business of Issuer**

The Bank offers domestic, international and trust services. Domestic services include commercial and consumer loans such as auto loans, checking/savings/time deposits, money market placements, transfer of funds, collections, remittances, securities investments and safety deposit boxes. International transactions involve commercial letters of credit, collections, remittances, foreign exchange, traveler's checks and FCDU transactions. Trust operations include trust placement, investment management, estate administration, acting as trustee of bond issues, savings and pension plan administration, insurance trust, and acting as escrow agent/stock registrar/transfer agent.

On June 5, 2007, the BSP granted Philtrust Bank authority to operate as a universal bank. The Securities and Exchange Commission (SEC) approved the registration of the Bank's Amended Articles of Incorporation, with powers among others, to engage in the business of expanded commercial banking as a universal bank, to carry on the business of a trust company, exercise the powers of investment houses as provided in pertinent laws and the power and authority to invest in the equity of allied and non-allied corporations, businesses or undertakings, and to perform such other acts and functions as may be permitted by law.

Moving forward, the Bank has invested in digital banking infrastructure to keep pace with the changing time, expedite banking transactions and expand its client base.

**(3) Holders**

The Bank has an authorized capital stock of Twenty Two Billion Pesos (₱22,000,000,000.00) divided into Two Billion Two Hundred Million (2,200,000,000) shares with the par value of Ten Pesos (₱10.00) per share. The capital stock consists entirely of common shares with the same voting rights. Each share is entitled to one (1) vote except in the election of directors where every stockholder may cumulate his shares in accordance with the provisions of the Title III Sec. 23 of the RCC.

Paid-up capital stands at Ten Billion Pesos (₱10,000,000,000.00). There are no unpaid subscriptions and no treasury shares.

The Bank's 1,000,000,000 total issued and outstanding shares are held by eighty-eight (88) stockholders with certificated direct ownerships, except for shares in the name of PCD Nominee Corporation which are uncertificated indirect ownerships held by various brokers/participants in behalf of their respective client beneficial owners.

The Top Twenty Stockholders as of March 31, 2026 are as follows:

|    | Name of Stockholder  | Total number of shares subscribed and paid | %       |
|----|--|--|---------|
| 1  | Philtrust Realty Corporation   | 269,000,014                                | 26.9000 |
| 2  | U.S. Automotive Co., Inc.  | 209,873,774                                | 20.9874 |
| 3  | Seabreeze Enterprises, Inc.  | 194,746,709                                | 19.4747 |
| 4  | Orient Enterprises, Inc.   | 184,783,230                                | 18.4783 |
| 5  | Pioneer Insurance and Surety Corp.   | 70,950,696                                 | 7.0951  |
| 6  | Marketsource Corporation   | 20,077,690                                 | 2.0078  |
| 7  | PCD Nominee Corporation  | 19,258,892                                 | 1.9259  |
| 8  | Pioneer Life, Inc.   | 8,031,883                                  | 0.8032  |
| 9  | Gaw, Rosalinda Y.  | 6,400,510                                  | 0.6400  |
| 10 | Tan, Teodora D.  | 4,321,814                                  | 0.4322  |
| 11 | Pioneer Intercontinental Insurance Corporation                                     | 2,697,385                                  | 0.2697  |
| 12 | Pioneer Insurance Co. Retirement Plan  | 1,411,116                                  | 0.1411  |
| 13 | Yap, Basilio C.  | 1,389,030                                  | 0.1389  |
| 14 | Go, Edgar S.; Edmund S. Go; Elena S. Go-Tan Queto; Ethel S. Go-Lim; and Elke S. Go | 683,352                                    | 0.0683  |
| 15 | Go, Eusebio S.   | 683,352                                    | 0.0683  |
| 16 | Go, Victoriano S.  | 683,352                                    | 0.0683  |
| 17 | Goldclass Inc.   | 550,698                                    | 0.0551  |
| 18 | Cu, Miriam C.  | 548,881                                    | 0.0549  |
| 19 | Go, Arturo S.  | 536,920                                    | 0.0537  |
| 20 | Go, Dominador S.   | 536,920                                    | 0.0537  |

The Bank's principal stockholders are the top 4 corporations shown above because each of them owns at least 10% of the Bank. Their aggregate holdings is 85.84% and majority-owned by the Yap Family.

The incumbent Directors collectively own 0.08% while the total holdings of the Officers is insignificant.

Public ownership as of March 31, 2026 was 14.071%, inclusive of the 1.9259% in the name of PCD Nominee Corporation.

**(4) Market Information**

The principal market of the Bank’s equity is the Philippine Stock Exchange where the Bank’s One Billion (1,000,000,000) common shares are listed.

**(a) Quarterly Sales Prices**

| 2024     | High    | Low     |
|----------|---------|---------|
| March 31 | ₱ 95.00 | ₱ 85.00 |
| June 30  | ₱118.80 | ₱118.80 |
| Sept. 30 | ₱115.00 | ₱115.00 |
| Dec. 31  | ₱119.00 | ₱ 99.00 |

| 2025         | High    | Low     |
|--------------|---------|---------|
| March 31     | ₱ 98.05 | ₱ 98.00 |
| June 30      | ₱ 87.05 | ₱ 87.00 |
| September 30 | ₱ 85.45 | ₱ 85.45 |
| December 30  | ₱120.00 | ₱100.10 |

| 2026     | High   | Low    |
|----------|--------|--------|
| March 31 | ₱88.20 | ₱88.20 |

**(b) Latest Price Information**

The latest price change on the Bank’s shares based on market quotations published by the Philippine Stock Exchange are as follows:

| Date           | Open   | High   | Low    | Close  | Prev. Close |
|----------------|--------|--------|--------|--------|-------------|
| March 31, 2026 | ₱88.20 | ₱88.20 | ₱88.20 | ₱88.20 | ₱88.15      |

**(5) Recent Sales of Securities**

Based on the PDTC\* transmittal letter/upliftment report forwarded to the Bank on November 5, 2019, hereunder is the most recent sale of the Bank’s shares, to wit:

| Transaction Date | Title         | Amount        | To Whom Sold                            | Terms  |
|------------------|---------------|---------------|---|--|
| November 5, 2019 | Common shares | P503,828.60** | Anthony Joseph Y. Gaw or Francis Y. Gaw | 4,321 shares were uplifted from PCD Nominee Corp.-Filipino |

\*Philippine Depository and Trust Corporation

\*\*The market price then prevailing was P116.60/share.

Thereafter, while PDTC has reported minor changes within PCD Nominee Corporation due to stock trades among its broker-participants, no other sales of PTC shares involving change in the beneficial ownership were reported to the Bank.

**(6) Dividends**

As provided for in the Bank's By-Laws, the Board of Directors may declare dividends only from the profit of the business of the Corporation, and then only after retaining unimpaired the entire subscribed and paid capital stock, the reserve fund required by law, and a sum sufficient to pay all the expenses then incurred by the Corporation, inclusive of taxes.

On April 25, 2017, the Board of Directors declared a cash dividend of P0.20 per share or Two Hundred Million Pesos (P200,000,000.00) to all stockholders of record as of July 11, 2017 and payable on July 12, 2017.

Prior thereto, the Board likewise declared on April 26, 2016 another cash dividend of ₱0.20 per share or Two Hundred Million Pesos (₱200,000,000.00) to all stockholders of record as of June 30, 2016 and payable on July 11, 2016.

**(7) Corporate Governance**

The Directors and Management of the Bank are fully aware of, and sensitive to, the need for good corporate governance. Guided by the Code of Corporate Governance for Publicly Listed Companies and the Manual of Regulations for Banks, among others, the Bank Management with its conservative and usual practice strictly observes the tenets of good governance in its dealing with depositors, stockholders, employees and other stakeholders.

The Bank is headed by a competent Board of Directors that guides the Bank towards achieving its corporate goals. The Board is composed of twelve Members four of whom are Independent, including the Chairman. The Board has an optimum mix of competence and expertise consisting of a former Central Bank Governor and Monetary Board Chairman, retired Supreme Court Chief Justice and Senior Associate Justice, highly successful businessmen, economists, CPAs, diplomats and a physician.

Management is headed by the President, Dr. Jaime C. Laya, an esteemed member of the academe who has distinguished himself both in the private and public sectors and had served exceptionally well in key government positions, such as Budget Minister, NEDA Deputy Director, Education Minister, Central Bank Governor and Monetary Board Chairman, among others.

A self-assessment is conducted annually by the Members of the Board, the Management, and the Staff to determine and measure, individually and as collegial body, the level of their respective compliance with the Bank's Manual on Corporate Governance.

Moreover, Directors and key Officers annually attend corporate governance seminars, the latest of which was conducted by the Institute of Corporate Directors last November 8, 2025. The annual continuing training program ensures that Directors and key Officers are updated on business developments, regulatory environment and digital innovations.

The Bank likewise actively participates in other relevant undertakings which aim to provide updates on global best practices to help publicly-listed companies further strengthen their corporate governance structures and mechanisms.

**UNDERTAKING**


Upon written request by any stockholder, the Bank undertakes to furnish said stockholder, without charge, a copy of the Bank's Annual Report (SEC Form 17-A). Written requests for a copy of SEC Form 17-A may be addressed to the Bank, as follows:

**PHILTRUST BANK**  
1000 United Nations Avenue  
Corner San Marcelino Street, Manila

Attention: **DR. JAIME C. LAYA**  
President

**PHILTRUST BANK**  
(Philippine Trust Company)

By:

A black rectangular box redacting the signature of Agnes B. Urbano.

**AGNES B. URBANO**  
FVP/Asst. Corporate Secretary

## **Management’s Discussion and Analysis of Financial Condition and Results of Operations for Calendar Year 2023**

### **Financial Condition**

The Bank total resources for the year 2023 reached P176.436 billion, a remarkable P7.081 billion increase compared from last year’s level of P169.355 billion. Growth in resources was driven by higher investment securities, gross loans and receivables and SPURA which more than offset the lower placement levels with Bangko Sentral Ng Pilipinas deposit facilities. Due from Bangko Sentral ng Pilipinas decreased by 32.66% or by P5.615 billion as excess funds were shifted from deposit placement with Bangko Sentral ng Pilipinas term and overnight deposit facilities and SPURA largely to investment securities and loans. Loans and receivables, net and SPURA increased by 25.89% and 69.17% respectively. The increase was primarily attributable to higher level of gross loans and receivables mostly attributable to auto loans which more than doubled compared from last year’s level. Financial assets at fair value through OCI decreased by 10.23% mitigated by the reduction of mark to market on debt securities. Investment properties increased by 10.67% due to increase in foreclosure of some accounts. Deferred tax assets declined by 31.01% due to reversal of allowance from ECL and roll forward of retirement liability. Movements in other assets accounts can be accounted for by transaction in the ordinary course of business.

Deposit liabilities stood at P151.698 billion, a P4.627 billion increase compared from last year’s level of P147.072 billion. Savings accounts led the increase nearly in all products which resulted in a 6.22% or by P6.216 billion. The increase in manager’s check amounting to P12.959 million can be attributed to higher volume of outstanding manager’s checks as of year end. Accrued taxes, interest and other expenses payable closed at P376.772 million, higher by P168.384 due to higher accrual of interest expense and profit sharing. Deferred credits and other liabilities increased by 124.03% or by P168.3 million due to higher level transactions for the period. Retirement benefit obligation decrease by 22.5% due to roll forward of retirement liability. All other payables were paid within the stated term.

Capital funds closed at P23.173 billion, strengthened by 7.94% or by P1.704 billion compared from last year’s level of P21.468 billion. This was mostly because of greater retained earnings, higher undivided profits and reduced net unrealized mark to market loss on financial assets held at FVOCI. Capital adequacy ratio (CAR) for the year is 43.29% which is well above the Bangko Sentral ng Pilipinas minimum requirements of 10%.

The Bank has outstanding commitments, contingent liabilities, and bank guarantees that arise from normal course of operations. The Bank does not anticipate any losses that will materially affect its financial position and results of operations. Changes in nature and amounts in the financial statements were due more to market related factors inherent in nature of the issuer’s business operations and were not considered unusual.

## Results of Operations

The Bank generated at year end of 2023, gross earnings amounting to P9.372 billion compared from last year's level of P6.327 billion, an increase of P3.045 billion. Interest income ballooned to P8.450 billion up by 52.00% as all interest earning assets except deposit placement with Bangko Sentral ng Pilipinas and other banks posted positive growth. Leading all interest earning assets are investment securities which increased by a remarkable 63.72% or by P2.424 billion as the Bank disposed some of its maturing securities at a high market rate. Loan and receivables increased by 49.45% or by P557.83 million due to increase of accrual compared from last year's level. Due to Bangko Sentral ng Pilipinas and other banks decreased by 14.48% due to decline in average volume. Income from foreign exchange declined by P126.8 million due to lower exchange rate compared from last year's level. Service charges and commission increased by 11.51% due to higher volume of transactions for the period. Gains/losses from sale/redemption of securities increased by 153.48% due to higher volume of transactions for the year.

Interest expense almost doubled compared from last year's level of P2.738 billion to P5.305 billion for the year 2023, triggered by higher interest rates and the quarterly recognition of interest expense for long term time deposits. Occupancy and equipment related expenses increased by P27.34 million fueled by higher administration expenses such as IT expenses due to higher technology related services cost. Taxes and licenses increased by 69.38% due to higher income subject to gross receipts tax. Net Income for the period closed at P1.029 billion compared from last year's level of P745.28 million, a 38.06% increase.

For the past years, the Bank continued to be conservative in the management of depositors and stockholder funds. The Bank will continue to focus on its core business and to deepen its banking relationship with more prospective clients and to offer more excellent customer services. Furthermore, more branches will be opened including ATM offsite in strategic locations to provide access to new clients. We will be reallocating resources for future growth and realigning our various asset portfolios.

## Key Performance Indicators

The performance of the bank is reflected in the following financial ratios:

|                          | <u>Dec. 31, 2023</u> | <u>Dec. 31, 2022</u> |
|--------------------------|----------------------|----------------------|
| Return on Average Equity | 5.43%                | 3.15%                |
| Return on Average Assets | 0.70%                | 0.41%                |
| Net Interest Margin      | 2.10%                | 1.71%                |
| Capital to Risk Assets   | 43.29%               | 41.72%               |
| Cost to Income Ratio     | 43.59%               | 60.75%               |

The manner by which the Bank calculates the above indicators are as follows:

| <u>Key Performance Indicator</u> | <u>Formula</u>   |
|----------------------------------|--|
| 1. Return on Average Equity (%)  | $\frac{\text{Net Income After Income Tax}}{\text{Average Total Capital Accounts}}$ |

|                                 |   |
|---------------------------------|---|
| 2. Return on Average Assets (%) | $\frac{\text{Net Income After Income Tax}}{\text{Average Total Assets}}$            |
| 3. Net Interest Margin (%)      | $\frac{\text{Net Interest Income}}{\text{Average Interest Earning Assets}}$         |
| 4. Capital to Risk Assets (%)   | $\frac{\text{Total Qualifying Capital}}{\text{Total Risk-Weighted Assets}}$         |
| 5. Cost to Income Ratio (%)     | $\frac{\text{Total Operating Expenses}}{\text{Net Interest Income + Other Income}}$ |

## Part II - Other Information

Our financial report for the year 2023 was prepared in compliance with Generally Accepted Accounting Principles as set forth in Philippine Financial Reporting Standards (PFRS). The term PFRS in general includes all applicable PFRS, PAS and SIC/IFRIC interpretations which have been approved by the Financial Reporting Standards Council (FRSC) and adopted by the SEC pronouncements. The same accounting policies and methods of computation were consistently followed in our financial statements as compared with the annual audited financial statements. There were no cash dividends paid during the year of 2023. There were no material contingencies or any other unusual events or transactions affecting our financial condition since December 31, 2022. There are no known trends, demands, commitments, events or uncertainties that would have had a material conflict on our financial condition or results of operations or unfavorable impact on net revenues from continuing operations. There is no material commitment for capital expenditures. We don't anticipate any events that may cause any default or acceleration of an obligation. There are no material off-balance sheet transactions, arrangements, obligations, including contingent obligations with unconsolidated entities.

For the year 2023, the Bank had no transactions that would require the following information or disclosures:

- a. Explanatory comments about the seasonality or cyclicity of interim operations.
- b. The nature and amount of items affecting assets, liabilities, equity, net income or cash flows that are unusual because of their nature, size or incidents.
- c. The nature and amount of changes in estimates of amounts reported in prior interim periods of the current financial year or changes in estimates of amounts reported in prior financial years, if those changes have a material effect in the current interim period.
- d. Issuances, repurchases and repayments of debt and equity securities.
- e. Segment revenue and segment result for business segments or geographical segments, whichever is the issuer's primary basis of segment reporting.
- f. Material events subsequent to the end of the interim period that have not been reflected in the financial statements for the interim period.
- g. The effect of changes in the composition of the issuer during the interim period, including business combinations, acquisition or disposal of subsidiaries and long term investments, restructurings, and discounting operations.
- h. Existence of material contingencies and any other events or transactions that are material to an understanding of the current interim period.
- i. Any significant elements of income or loss that did not arise from the issuer's continuing operations.
- j. Any seasonal aspects that had a material effect on the financial condition or results of operations.
- k. There are no causes for any material changes for our financial from period to period (5%).

## FINANCIAL RISK DISCLOSURE

### A. Assessment of Financial Risk Exposure of the Bank as of December 31, 2023.

#### I. Market Risk: Foreign Exchange and Interest Rates.

##### 1.1 Foreign Exchange Position

The net overbought open FX position of the bank as of **December 31, 2023**, is **86,725,767.35 (All currencies)**, the peso equivalent of **₱4,802,005,738.17 (₱55.37/\$)** or **22.374%** of the bank's unimpaired capital which is ₱21,462,555,995.59.

Exposure to foreign exchange risk is moderate considering the current conditions and the monetary policies of BSP, the economic fundamentals are also considered as a factor. The foreign exchange and interest rates volatility will remain within moderate conditions because of BSP's proactive stance and any variance would be within the level of confidence for the following reasons:

- 1.1.1 BSP's effective management of foreign exchange reserves vis-à-vis the major global currencies, to wit: USD, EURO, SGD, GBP, JPY, HKD and AUD.
- 1.1.2 The interest rate on the USD is within the range in the short, medium, and longer term and in which case the bank will necessarily align its position.
- 1.1.3 Net open position of our bank is manageable and not speculative.

#### II. Liquidity Risk

The risk profile of the bank's balance sheet remains low with more concentration in liquid assets and investments in government securities other than lending. Liquid assets and investment securities accounted for **₱143.65 Billion** while loans (net of allowances) amounted to **₱25.06 Billion**. Marginal returns have been low by the distribution in our assets portfolio but the bank has always been strategically conservative in business policy.

#### III. Credit Risk

The bulk of company's loans are fully secured by real estate while some of the loan accounts are backed by guarantees, and only a small percentage of the loans are in clean basis but these are usually extended to clients with very satisfactory payment record &/or who are known to the bank for their good credit reputation. The lending process begins with credit selection and continues to administration and review of loan accounts on a regular basis. Reporting to and review by the Credit and Loans Review Committee is part of the whole credit process and done on a regular basis.

1. The bank has no hedging nor financial derivatives contracts. The bank's main financial contracts are:

Financial Assets at Fair Value Through Other Comprehensive Income (FVOCI), and Debt Securities at Amortized Cost (AC).

2. Other than US Dollar denominated bonds issued by the Republic of the Philippines, the bank has no investment in foreign securities or equities.

3. Asset and liability management is involved in matching the economic characteristics of the bank's cash flows. We look at duration, the fixed/floating interest rate of our commitments, the repricing period, liquidity position and stress testing. The decisions are strategically made based on interest rate exposure. Impairment is recognized via valuation reserves in accordance with PFRS 9.

4. Before the bank makes any investment decision, it ensures that the secondary market must have liquidity, breadth, and depth to transact all tenors of financial instruments.

## **Management’s Discussion and Analysis of Financial Condition and Results of Operations for Calendar Year 2024**

### **Financial Condition**

At the end of the fourth quarter of 2024, Total Resources closed at P175.471 billion lower by a minimal amount of P965.461 million compared to P176.436 billion in the same period last year. Due from Bangko Sentral ng Pilipinas fell by 29.07% lower by P3.365 billion from P11.579 billion to P8.214 billion as more excess funds were shifted to overnight deposit facility and securities purchased under resale agreement (SPURA). Securities purchased under resale agreement (SPURA) increased by a remarkable 119.56% or by P2.793 billion from P2.336 billion to P5.130 billion. This growth was driven by more successful bids for placing the Bank’s excess loanable and investible funds into the BSP’s SPURA facility. Loans and receivables, net increased by 15.81% or by P4.196 billion from P26.533 billion from previous year to P30.729 billion to date. The increase was primarily driven by higher gross loans and receivables from customers auto loans along with accrued interest income which offset a decline in sales contract receivable (SCR). Due from other banks decreased by 13.16% due to lower level of deposits and working balances maintained with our correspondent banks. Investments securities declined by 10.58%. The reduction was primarily driven by maturity in BSP bills held at amortized cost. Proceeds from maturing securities were redirected to higher yielding assets such as loans and SPURA. Other assets accounts increased by 21.31% as movements in these accounts can be accounted for by transactions in the ordinary course of business.

Deposit liabilities stood at P151.557 billion compared to P151.698 billion from last year’s level, a minimal decrease of P140.316 million. The increase in Manager’s Checks amounting to P17.367 million can be attributed to higher volume of outstanding Manager’s checks as of year-end. Deferred credits and other liabilities decreased by 31.99% or by P329.483 million due to lower level of transactions for the period. All other payables were paid within the stated terms.

Capital funds closed at P22.676 billion reflecting, a minimal decline of P497.044 million compared from last year’s level of P23.173 billion. This contraction was primarily driven by a 31.63% increase in unrealized mark to market (MTM) losses on financial assets held at FVOCI, alongside a reduction in undivided profits. These losses outweighed the increase in retained earnings, leading to the overall decline in capital. Capital Adequacy Ratio (CAR) for the year is 40.95% which is well above the Bangko Sentral ng Pilipinas minimum requirements of 10%.

The Bank has outstanding commitments, contingent liabilities, and bank guarantees that arise from normal course of operations. The Bank does not anticipate any losses that will materially affect its financial position and results of operations. Changes in nature and amounts in the financial statements were due more to market-related factors inherent in nature of the issuer’s business operations and were not considered unusual.

## Results of Operations

The Bank generated at year end of 2024, gross earnings amounting to P10.491 billion compared from last year's level of P9.375 billion, an increase of P1.116 billion. Interest income closed at P9.668 billion up by 14.41% as all interest earning assets except deposit placement with Bangko Sentral ng Pilipinas and other banks posted positive growth. Leading all interest earning assets are loans and receivables which increased by 32.22% or by P543.170 million due to increase of accrual compared from last years level. Investment securities which increased by 13.39% or by P834.216 million as the Bank disposed some of its maturing securities at a higher market rate. Due to Bangko Sentral ng Pilipinas and other banks decreased by 48.40% due to decline in average volume earning interest. Income from foreign exchange profit increased by a remarkable 666.55% due mainly to higher unrealized foreign revaluation gains due to depreciation of the peso vis-à-vis the USD as well as higher realized profit from spot trading and over the counter buy and sell transactions. Gain/loss on sale of investment securities decreased by 89.19% as elevated interest rate dampened prospects for generating higher gains from sale of fixed income instruments. Gain on foreclosure of properties increase by 32.83% as higher gains from sale of ROPA were recognized. The 214.10% increase in other operating income can be attributed mainly by increase in rental income and miscellaneous income.

Interest expense increased by 22.51% or by P1.195 billion triggered by higher interest rates and the quarterly recognition of interest expense for long term time deposits. Occupancy and equipment related expenses increased by 51.94% fueled by higher administrative expenses such as IT expenses due to higher technology related services cost. Other operating expenses decreased by 14.95% due to reduction in costs related to advertising and publicity, IT expenses, fines and penalties and repairs and maintenance contributed to a decrease in overall operating expenses. Net Income for the year 2024 closed at P614.012 million, 40.34% lower from last year's level of P1.029 billion.

For the past years, the Bank continued to be conservative in the management of depositors and stockholder funds. The Bank will continue to focus on its core business and to deepen its banking relationship with more prospective clients and to offer more excellent services. Furthermore, more branches will be opened including ATM onsite and offsite in strategic locations to provide access to new clients. We will be reallocating resources for future growth and realigning our various asset portfolios.

## Key Performance Indicators

The performance of the bank is reflected in the following financial ratios:

|                          | <u>Dec. 31, 2024</u> | <u>Dec. 31, 2023</u> |
|--------------------------|----------------------|----------------------|
| Return on Average Equity | 2.81%                | 5.43%                |
| Return on Average Assets | 0.35%                | 0.70%                |
| Net Interest Margin      | 2.03%                | 2.10%                |
| Capital to Risk Assets   | 40.95%               | 43.29%               |
| Cost to Income Ratio     | 55.21%               | 43.59%               |

The manner by which the Bank calculates the above indicators are as follows:

| <u>Key Performance Indicator</u> | <u>Formula</u>  |
|----------------------------------|---|
| 1. Return on Average Equity (%)  | $\frac{\text{Net Income After Income Tax}}{\text{Average Total Capital Accounts}}$  |
| 2. Return on Average Assets (%)  | $\frac{\text{Net Income After Income Tax}}{\text{Average Total Assets}}$            |
| 3. Net Interest Margin (%)       | $\frac{\text{Net Interest Income}}{\text{Average Interest Earning Assets}}$         |
| 4. Capital to Risk Assets (%)    | $\frac{\text{Total Qualifying Capital}}{\text{Total Risk-Weighted Assets}}$         |
| 5. Cost to Income Ratio (%)      | $\frac{\text{Total Operating Expenses}}{\text{Net Interest Income + Other Income}}$ |

## Part II - Other Information

Our financial report for the year 2024 was prepared in compliance with Generally Accepted Accounting Principles as set forth in Philippine Financial Reporting Standards (PFRS). The term PFRS in general includes all applicable PFRS, PAS and SIC/IFRIC interpretations which have been approved by the Financial Reporting Standards Council (FRSC) and adopted by the SEC pronouncements. The same accounting policies and methods of computation were consistently followed in our financial statements as compared with the annual audited financial statements. There were no cash dividends paid during the year of 2024. There were no material contingencies or any other unusual events or transactions affecting our financial condition since December 31, 2023. There are no known trends, demands, commitments, events or uncertainties that would have had a material conflict on our financial condition or results of operations or unfavorable impact on net revenues from continuing operations. There is no material commitment for capital expenditures. We don't anticipate any events that may cause any default or acceleration of an obligation. There are no material off-balance sheet transactions, arrangements, obligations, including contingent obligations with unconsolidated entities.

For the year 2024, the Bank had no transactions that would require the following information or disclosures:

- a. Explanatory comments about the seasonality or cyclicity of interim operations.
- b. The nature and amount of items affecting assets, liabilities, equity, net income or cash flows that are unusual because of their nature, size or incidents.
- c. The nature and amount of changes in estimates of amounts reported in prior interim periods of the current financial year or changes in estimates of amounts reported in prior financial years, if those changes have a material effect in the current interim period.
- d. Issuances, repurchases and repayments of debt and equity securities.
- e. Segment revenue and segment result for business segments or geographical segments, whichever is the issuer's primary basis of segment reporting.
- f. Material events subsequent to the end of the interim period that have not been reflected in the financial statements for the interim period.
- g. The effect of changes in the composition of the issuer during the interim period, including business combinations, acquisition or disposal of subsidiaries and long term investments, restructurings, and discounting operations.
- h. Existence of material contingencies and any other events or transactions that are material to an understanding of the current interim period.
- i. Any significant elements of income or loss that did not arise from the issuer's continuing operations.
- j. Any seasonal aspects that had a material effect on the financial condition or results of operations.
- k. There are no causes for any material changes for our financial from period to period (5%).

## FINANCIAL RISK DISCLOSURE

### A. Assessment of Financial Risk Exposure of the Bank as of December 31, 2024.

#### I. Market Risk: Foreign Exchange and Interest Rates.

##### 1.1 Foreign Exchange Position

The FX position of the bank as of **December 31, 2024**, is **81,233,494.32 (All currencies)**, the peso equivalent of **₱4,698,951,507.86 (₱57.85/\$) or 21.554%** of the bank's unimpaired capital which is ₱21,811,426,204.47.

Exposure to foreign exchange risk is moderate considering the current conditions and the monetary policies of BSP, the economic fundamentals are also considered as a factor. The foreign exchange and interest rates volatility will remain within moderate conditions because of BSP's proactive stance and any variance would be within the level of confidence for the following reasons:

- 1.1.1 BSP's effective management of foreign exchange reserves vis-à-vis the major global currencies, to wit: USD, EURO, SGD, GBP, JPY, HKD and AUD.
- 1.1.2 The interest rate on the USD is within the range in the short, medium, and longer term and in which case the bank will necessarily align its position.
- 1.1.3 Net open position of our bank is within the FX Overbought regulatory limit.

#### II. Liquidity Risk

The risk profile of the bank's balance sheet remains low with more concentration in liquid assets and investments in government securities other than lending. Liquid assets and investment securities accounted for **₱138.65 Billion** while loans (net of allowances) amounted to **₱29.04 Billion**. Marginal returns have been low by the distribution in our assets portfolio but the bank has always been strategically conservative in business policy.

#### III. Credit Risk

The bulk of company's loans are fully secured by real estate while some of the loan accounts are backed by guarantees, and only a small percentage of the loans are in clean basis but these are usually extended to clients with very satisfactory payment record &/or who are known to the bank for their good credit reputation. The lending process begins with credit selection and continues to administration and review of loan accounts on a regular basis. Reporting to and review by the Credit and Loans Review Committee is part of the whole credit process and done on a regular basis.

1. The bank has no hedging nor financial derivatives contracts. The bank's main financial contracts are:

Financial Assets at Fair Value Through Other Comprehensive Income (FVOCI), and Debt Securities at Amortized Cost (AC).

2. Other than US Dollar denominated bonds issued by the Republic of the Philippines, the bank has no investment in foreign securities or equities.

3. Asset and liability management is involved in matching the economic characteristics of the bank's cash flows. We look at duration, the fixed/floating interest rate of our commitments, the repricing period, liquidity position and stress testing. The decisions are strategically made based on interest rate exposure. Impairment is recognized via valuation reserves in accordance with PFRS 9.

4. Before the bank makes any investment decision, it ensures that the secondary market must have liquidity, breadth, and depth to transact all tenors of financial instruments.

## ANNEX C3

### **Management's Discussion and Analysis of Financial Condition and Results of Operations for Calendar Year 2025**

#### **Financial Condition**

The Bank total resources for the year 2025 posted at P171.354 billion, a slight decrease of 2.34% compared from last year's level of P175.471 billion. Due from Bangko Sentral ng Pilipinas representing 10.07% of total assets increased by 109.69% or by P9.010 billion due to higher volume of placements as compared from last year's level of P8.213 billion. Due from other banks increased by 49.08% or by P498.329 million due to higher level of deposits and working balances with local and foreign correspondent banks. Debt securities at amortized cost decreased by 20.56% or by P21.729 billion driven largely by peso and US dollars bond maturities. SPURA placements increased by 66.67% or by P4.019 billion as successful bids redirected excess liquidity into higher yielding Bangko Sentral ng Pilipinas facilities. The increase also reflects disciplined liquidity deployment and a deliberate push to lift margins through more efficient asset allocation. Loans and receivables rose by 12.17% driven by sustained customer loan growth and higher accrual of interest. Cash and other cash items decreased by 22.45% as funds were shifted to higher yielding investment. Other assets accounts decreased by 16.46% as movements of these asset accounts can be accounted for by transaction in the ordinary course of business.

Deposit liabilities which comprises 85.58% of total assets and 99.21% of total liabilities decreased by a minimal of 3.40% compared from last year's level despite an increase of 64.10% in demand deposits which was offsetted by decrease in time deposits due to volume of matured time deposits for the quarter. The decrease in manager's checks by 40.04% represents lower outstanding checks issued compared from last year's level of P173.230 million. All other payables were paid within the stated term.

Capital funds closed at P23.849 billion, reflecting a minimal increase of 5.17% compared from last year's level of P22.676 billion. This can be accounted from the earnings for the year amounting to P269.918 million, the increase in net unrealized gains/loss of P914.261 million and the decrease of cumulative translation adjustments amounting to P11.255 million. Capital adequacy ratio (CAR) for the year is 32.94% which is well above the Bangko Sentral ng Pilipinas minimum requirements of 10%.

The Bank has outstanding commitments, contingent liabilities, and bank guarantees that arise from normal course of operations. The Bank does not anticipate any losses that will materially affect its financial position and results of operations. Changes in nature and amounts in the financial statements were due more to market related factors inherent in nature of the issuer's business operations and were not considered unusual.

## Results of Operations

The Bank generated at year end of 2025, gross earnings amounting to P9.099 billion compared from last year's level of P10.491 billion, a decrease of P1.040 billion. Total interest income closed at P8.543 billion a decrease of 11.64% compared from last year's level of P9.668 billion, as all interest earning assets except interest on deposit with Banks posted negative growth. Interest income on investments securities decreased by P1.266 billion or by 17.93% due to lower volume of securities disposed compared from last year's level. Deposit placements with BSP and other banks posted a 27.92% increase due to higher volume of transactions and yields generated. Income from foreign exchange profits decreased by 40.58% due mainly to lower unrealized foreign revaluation gains due to lower foreign exchange rate. Gains/losses on sale of investment securities decreased by 14.85% as elevated interest rate dampened prospects for generating higher gains from sale of fixed income instruments.

Interest expense dropped by 21.16% from P6.503 billion to P5.126 billion due to lower deposit liabilities compared from last year's level. Occupancy and equipment related expenses decreased by 75.38% due to lower technology booked and other related service cost. Other operating expenses increased by 11.31% due mainly to the additional payment of subscription charges for the new core banking system and new accounting system. All other expenses increased/decreased by less than 10% which is normal in the ordinary course of business. Net Income for the year closed at P269.918 million lower by 56.04% compared from last year's level.

For the past years, the Bank continued to be conservative in the management of depositor's funds. The Bank will continue to focus on its core business and to deepen its banking relationship with more prospective clients and to offer more excellent customer services. Looking ahead, we remain committed to our long term aspiration of maintaining our status as a stable bank known for its asset liquidity stability. Furthermore, the Bank aims to expand its network with more additional branches and ATMs in strategic locations to provide greater accessibility to its clientele.

## Key Performance Indicators

The performance of the bank is reflected in the following financial ratios:

|                          | <u>Dec. 31, 2025</u> | <u>Dec. 31, 2024</u> |
|--------------------------|----------------------|----------------------|
| Return on Average Equity | 1.97%                | 2.81%                |
| Return on Average Assets | 0.26%                | 0.35%                |
| Net Interest Margin      | 2.10%                | 2.03%                |
| Capital to Risk Assets   | 32.94%               | 40.95%               |
| Cost to Income Ratio     | 63.93%               | 55.21%               |

The manner by which the Bank calculates the above indicators are as follows:

| <u>Key Performance Indicator</u> | <u>Formula</u>   |
|----------------------------------|--|
| 1. Return on Average Equity (%)  | $\frac{\text{Net Income After Income Tax}}{\text{Average Total Capital Accounts}}$         |
| 2. Return on Average Assets (%)  | $\frac{\text{Net Income After Income Tax}}{\text{Average Total Assets}}$                   |
| 3. Net Interest Margin (%)       | $\frac{\text{Net Interest Income}}{\text{Average Interest Earning Assets}}$                |
| 4. Capital to Risk Assets (%)    | $\frac{\text{Total Qualifying Capital}}{\text{Total Risk-Weighted Assets}}$                |
| 5. Cost to Income Ratio (%)      | $\frac{\text{Total Operating Expenses}}{\text{Net Interest Income} + \text{Other Income}}$ |

## Part II - Other Information

Our financial report for the year 2025 was prepared in compliance with Generally Accepted Accounting Principles as set forth in Philippine Financial Reporting Standards (PFRS). The term PFRS in general includes all applicable PFRS, PAS and SIC/IFRIC interpretations which have been approved by the Financial Reporting Standards Council (FRSC) and adopted by the SEC pronouncements. The same accounting policies and methods of computation were consistently followed in our financial statements as compared with the annual audited financial statements. There were no cash dividends paid during the year of 2025. There were no material contingencies or any other unusual events or transactions affecting our financial condition since December 31, 2024. There are no known trends, demands, commitments, events or uncertainties that would have had a material conflict on our financial condition or results of operations or unfavorable impact on net revenues from continuing operations. There is no material commitment for capital expenditures. We don't anticipate any events that may cause any default or acceleration of an obligation. There are no material off-balance sheet transactions, arrangements, obligations, including contingent obligations with unconsolidated entities.

For the year 2025, the Bank had no transactions that would require the following information or disclosures:

- a. Explanatory comments about the seasonality or cyclicity of interim operations.
- b. The nature and amount of items affecting assets, liabilities, equity, net income or cash flows that are unusual because of their nature, size or incidents.
- c. The nature and amount of changes in estimates of amounts reported in prior interim periods of the current financial year or changes in estimates of amounts reported in prior financial years, if those changes have a material effect in the current interim period.
- d. Issuances, repurchases and repayments of debt and equity securities.
- e. Segment revenue and segment result for business segments or geographical segments, whichever is the issuer's primary basis of segment reporting.
- f. Material events subsequent to the end of the interim period that have not been reflected in the financial statements for the interim period.
- g. The effect of changes in the composition of the issuer during the interim period, including business combinations, acquisition or disposal of subsidiaries and long term investments, restructurings, and discounting operations.
- h. Existence of material contingencies and any other events or transactions that are material to an understanding of the current interim period.
- i. Any significant elements of income or loss that did not arise from the issuer's continuing operations.
- j. Any seasonal aspects that had a material effect on the financial condition or results of operations.
- k. There are no causes for any material changes for our financial from period to period (5%).

## FINANCIAL RISK DISCLOSURE

### A. Assessment of Financial Risk Exposure of the Bank as of December 31, 2025.

#### I. Market Risk: Foreign Exchange Position

As of December 31, 2025, the Bank's FX position stood at PhP 5.08 billion representing 2.97% of the bank's total asset at PHP171.071 billion and 100% of market risk-weighted assets.

#### II. Liquidity Risk

Liquidity Coverage Ratio (LCR). The LCR is the ratio of High-Quality Liquid Assets (HQLA) to total net cash outflows which should be no lower than 100% on a daily basis.

Net Stable Funding Ratio (NSFR). The NSFR is the ratio of the available stable funding (ASF) to the required stable funding (RSF), should be no lower than 100%

Basel III Leverage Ratio (BLR). The BLR is computed as the capital measure (Tier 1 capital) divided by the total exposure and should not be less than 5%.

|                          | Regulatory Minimum | As of December 31,<br>2025 |
|--------------------------|--------------------|----------------------------|
| Liquidity coverage ratio | 100%               | 515%                       |
| Net stable funding ratio | 100%               | 354%                       |
| Leverage ratio           | 5%                 | 13%                        |

#### III. Credit Risk

The bulk of company's loans are fully secured by real estate while some of the loan accounts are backed by guarantees, and only a small percentage of the loans are in clean basis but these are usually extended to clients with very satisfactory payment record &/or who are known to the bank for their good credit reputation. The lending process begins with credit selection and continues to administration and review of loan accounts on a regular basis. Reporting to and review by the Credit and Loans Review Committee is part of the whole credit process and done on a regular basis.

1. The bank has no hedging nor financial derivatives contracts. The bank's main financial contracts are:

Financial Assets at Fair Value Through Other Comprehensive Income (FVOCI), and Debt Securities at Amortized Cost (AC).

2. Other than US Dollar denominated bonds issued by the Republic of the Philippines, the bank has no investment in foreign securities or equities.

3. Asset and liability management is involved in matching the economic characteristics of the bank's cash flows. We look at duration, the fixed/floating interest rate of our commitments, the repricing period, liquidity position and stress testing. The decisions are strategically made based on interest rate exposure. Impairment is recognized via valuation reserves in accordance with PFRS 9.

4. Before the bank makes any investment decision, it ensures that the secondary market must have liquidity, breadth, and depth to transact all tenors of financial instruments.

**MINUTES OF THE ANNUAL MEETING  
OF THE STOCKHOLDERS OF PHILTRUST BANK  
HELD ON MAY 27, 2025 AT 8:00 A.M. VIA REMOTE COMMUNICATION**

**1. CALL TO ORDER**

Gen. Hermogenes C. Esperon, Jr., (Ret.), Chairman of the Board of Directors of Philtrust Bank, called the meeting to order at 8:00 A.M. He welcomed the stockholders present at the Annual Meeting and led in the singing of the National Anthem and in the opening prayer.

He acknowledged the presence of the Chairman Emeritus, Mr. Basilio C. Yap, the incumbent members of the Board of Directors, some Key Officers of the Bank as well as the representatives of the external auditor, Reyes Tacandong & Company<sup>1</sup>.

**2. PROOF OF SERVICE OF THE REQUIRED NOTICE OF THE MEETING**

The Chairman inquired from the Secretary whether the stockholders were duly notified of the annual meeting.

The Secretary replied affirmatively. She said that as mandated by law and SEC regulations, the notice of meeting was published in the business section of two (2) newspapers of general circulation (Manila Bulletin and Manila Times) in print and online formats on May 1 and 2, 2025<sup>2</sup>.

Additionally, the notice of said meeting is posted on the Bank's website<sup>3</sup> and on PSE Edge<sup>4</sup>.

Based on the foregoing, the Secretary certified that the stockholders were duly notified of their 2025 Annual Meeting.

<sup>1</sup> The complete list of Attendees is presented in Annex "A" herewith attached

<sup>2</sup> At least 21 days prior to the Annual Stockholders, as required by the RCC

<sup>3</sup> PTC Website at [www.philtrustbank.com](http://www.philtrustbank.com)

<sup>4</sup> PSE EDGE at <https://edge.pse.com.ph>

### 3. PROOF OF PRESENCE OF QUORUM

The Chairman inquired whether a quorum is present.

The Secretary replied affirmatively. She reported that Nine Hundred Forty Eight Million Seven Hundred Eighty Two Thousand Three Hundred Five **(948,782,305)** shares are present which is equivalent to 94.88% of the One Billion (1,000,000,000) Total Issued and Outstanding Shares.

Therefore, the Secretary certified the existence of a quorum for the valid proceedings at the Annual Stockholders' Meeting.

The Chairman asked the Secretary to briefly discuss the rules and voting procedure for the meeting. The Secretary responded that the rules and voting procedure for the meeting, as contained in the Information Statement posted on the Bank's website and on PSE Edge, are as follows:

- 1) The stockholders and proxies who have successfully completed the registration and validation procedure within the period May 14 to May 20, 2025 are allowed to participate in the Annual Stockholders' Meeting. Participation shall mean that:
  - a. Their shareholdings shall be included in the determination of quorum;
  - b. Their vote on each Agenda item as reflected in their ballots shall be counted either "For", "Against" or "Abstain" provided their ballots were received by the Office of the Corporate Secretary from May 14 to May 20, 2025; and
  - c. They shall be provided with the link, meeting I.D. and passcode to enable them to view the meeting via zoom.
- 2) Questions on any Item in the Agenda should be submitted thru email to the Office of the Corporate Secretary within the period May 14 to May 20, 2025. The Bank will endeavor to answer each question as the corresponding Agenda Item is taken up. Those questions which could not be addressed during the meeting will be referred to, and responded by, the Department concerned. However, no further questions from the stockholders will be allowed during the meeting.

- 3) There are only six (6) items to be voted upon, items 4 to 9 of the Agenda. For items 4, 5, 6, 7 and 9, one share is equal to one vote and a majority vote of all the shares present in the meeting is required to approve a resolution. For item No. 8, Election of Directors, cumulative voting is allowed.
- 4) Finally, the meeting is being recorded in compliance with SEC requirements.

**4. READING AND APPROVAL OF THE MINUTES OF THE ANNUAL MEETING OF THE STOCKHOLDERS HELD ON MAY 21, 2024**

The Chairman asked whether the stockholders were apprised of the Minutes of the 2024 Annual Meeting.

The Secretary replied in the affirmative. She said that a copy of the Minutes of their Annual Stockholders' Meeting held on May 21, 2024 was posted on the Bank's website as early as five (5) days after the 2024 Annual Stockholders' Meeting as required by the SEC. Additionally, a summary of the matters taken up therein is included in the Information Statement which is posted on the Bank's website and on PSE Edge.

The Chairman asked if there are any questions on the Minutes and the Secretary replied that no questions were raised by the stockholders.

A proposed resolution approving the Minutes of the Annual Meeting of the Stockholders held on May 21, 2024 was presented and the tally of votes was as follows:

| FOR         | AGAINST | ABSTAIN |
|-------------|---------|---------|
| 948,782,305 | 0       | 0       |

Since more than the required majority of the shares present in the meeting voted for the approval of the Minutes of the 2024 Annual Stockholders' Meeting, the Chairman declared the approval of the following resolution:

**RESOLVED to APPROVE, as it is hereby APPROVED, the Minutes of the Annual Meeting of the Stockholders held on May 21, 2024.**

**5. APPROVAL OF THE ANNUAL REPORT TO THE STOCKHOLDERS AND THE AUDITED FINANCIAL STATEMENTS FOR THE YEAR 2024**

The Chairman announced that the 2024 Annual Report and Audited Financial Statements may be viewed at the Bank's website and at the Bank's profile at PSE EDGE while the highlights thereof are included in the "Message to Stakeholders as of December 31, 2024" signed by the President and himself. He then asked the President to elaborate on this item.

President Laya reported the following highlights:

*The year 2024 once again proved our Bank's resilience. As the global economy continued to grapple with the aftermath of the COVID-19 pandemic, new headwinds emerged—elevated inflation, rapid interest rate hikes, slowing global growth, and rising geopolitical tensions. These factors created a complex and volatile environment. Yet, through it all, our Bank stayed the course and strengthened our foundations to meet even greater challenges ahead.*

*In 2024, the Bank delivered solid results despite a challenging operating environment marked by elevated funding costs, intensified competition, and the absence of significant one-off gains that had boosted prior-year earnings.*

*Total income reached P4.36 billion. Robust growth in loan-related interest income highlighted the resilience of our core business, although higher funding costs tempered net interest income expansion. Non-interest income declined, reflecting a soft trading environment and fewer asset disposal opportunities.*

*Loan growth accelerated in 2024, led by stronger performance in commercial lending and to drive the expansion of our wholesale and enterprise loan portfolio—which included corporate, commercial, and SME loans—we strengthened our front-line capabilities by onboarding additional sales and account management personnel, focused on business lending and new-to-bank client acquisition. As a result, our wholesale and enterprise loan portfolio grew by 13.4% year-on-year, largely supported by increased commercial loan bookings. While early repayments moderated the pace of growth, the underlying demand remained strong.*

*Our consumer lending franchise also gained traction in line with our strategy to diversify the loan portfolio and grow higher-margin segments. Our consumer loan portfolio—anchored by our flagship auto loans—grew by 19.5% year-on-year, achieving double-digit growth consistently since launching the product in 2020. This was driven by enhancements in loan policies and procedures to align with industry standards, the expansion of our sales force, increased accreditation of dealers, brokers, and agents, and stronger branch engagement in generating referrals.*

*With respect to Support Infrastructure, we intensified upgrades to support our long-term growth, improve operational efficiency, and replace outdated manual processes. Our investments focused on automation, digital enablement, and branch network optimization to strengthen our service delivery and cost effectiveness.*

*These basically are the things that our Bank did in 2024 and we look forward to a stronger 2025.*

The Chairman thanked the President and then asked the Secretary if there are any questions on the 2024 Annual Report and Audited Financial Statements. The Secretary replied that no questions were raised by the stockholders.

A proposed resolution approving the Annual Report to the Stockholders and the Audited Financial Statements for the year 2024 was presented and the tally of votes was as follows:

| FOR         | AGAINST | ABSTAIN |
|-------------|---------|---------|
| 948,782,305 | 0       | 0       |

Since more than the required majority of the shares present voted for the approval of the Annual Report and the Audited Financial Statements for the year 2024, the Chairman declared the approval of the following resolution:

**RESOLVED to APPROVE, as it is hereby APPROVED, the Annual Report to the Stockholders and the Audited Financial Statements for the year 2024.**

**6. RATIFICATION AND APPROVAL OF ALL ACTS AND TRANSACTIONS OF THE BOARD OF DIRECTORS, THE COMMITTEES AND THE MANAGEMENT, INCLUDING RELATED PARTY TRANSACTIONS, SINCE THE 2024 ANNUAL MEETING OF THE STOCKHOLDERS**

The Chairman said that the acts and transactions presented for consideration of the stockholders were the collective actions of the Board of Directors, the various Committees and the Management, which included related party transactions consisting of loans and receivables, investments in equity securities, deposit liabilities, rent income, rent expense and other transactions which were done in the ordinary course of business, on an arm's length basis and for the best interest of the Bank. He further said that those acts and transactions were discussed and approved during the meetings of the Board, the Committees and the Management and were covered by their corresponding Minutes which are on file with the Office of the Corporate Secretary and available for inspection during office hours upon request of any stockholder.

The Chairman asked if there are any questions on this Item and Secretary replied that no questions were raised by the stockholders.

A proposed resolution ratifying and approving all acts and transactions of the Board of Directors, the Committees and the Management, including related party transactions, since the 2024 Annual Meeting of the Stockholders was presented and the tally of votes was as follows:

| FOR         | AGAINST | ABSTAIN |
|-------------|---------|---------|
| 948,782,129 | 0       | 176     |

Since more than the required majority of the shares present voted for the proposal, the Chairman declared the ratification and approval of the following resolution:

**RESOLVED to RATIFY and APPROVE, as it is hereby RATIFIED AND APPROVED, all acts and transactions of the Board of Directors, the Committees and the Management, including related party transactions, since the annual meeting of the Stockholders held on May 21, 2024.**

**7. APPOINTMENT OF EXTERNAL AUDITOR**

Chairman Esperon called on the Chairman of Audit Committee, Dr. Beatrice Jane L. Ang.

Director Ang said that, as in the previous years, the Audit Committee is proposing to delegate to the Board of Directors the authority to appoint and/or change the Bank's external auditor for the year 2025 who must be accredited by both the Bangko Sentral ng Pilipinas and the Securities and Exchange Commission.

The Chairman asked if there are any questions on this Item and the Secretary replied that no questions were raised by the stockholders.

A proposed resolution delegating to the Board of Directors the authority to appoint and/or change the Bank's external auditor for year 2025 was presented and the tally of votes was as follows:

| FOR         | AGAINST | ABSTAIN |
|-------------|---------|---------|
| 948,782,129 | 0       | 176     |

Since more than the required majority of the shares present voted for the proposal, the Chairman declared the approval of the following resolution:

**RESOLVED to APPROVE, as it is hereby APPROVED, to delegate to the Board of Directors the authority to appoint and/or change the Bank's external auditor for the year 2025 from among the auditing firms accredited by both the Bangko Sentral ng Pilipinas and the Securities and Exchange Commission.**

## 8. ELECTION OF DIRECTORS

Very importantly, the Chairman proceeded to the next Item – Election of Directors. He stated that, with Mr. Basilio C. Yap as Chairman Emeritus, the Corporate Governance Committee, of which he is the Chairman, has endorsed the Final List of Nominees for Directors of the Bank for the ensuing year 2025 to 2026, as follows:

1. Gen. Hermogenes C. Esperon, Jr. (Ret.), as Independent Director
2. Dr. Jaime C. Laya
3. Senior Justice Josue N. Bellosillo (Ret.)
4. Dr. Emilio C. Yap III
5. Chief Justice Hilario G. Davide, Jr. (Ret.)
6. Mr. Ernesto O. Chan
7. Mr. Benjamin C. Yap
8. Ms. Miriam C. Cu
9. Mr. Tomas V. Apacible
10. Mrs. Maria Georgina P. De Venecia, as Independent Director
11. Mr. Calixto V. Chikiamco, as Independent Director
12. Dr. Beatrice Jane L. Ang, as Independent Director

The Chairman said that the profiles of all Nominees are set out in the Information Statement which is posted on the Bank's website and on PSE Edge.

The Chairman asked if there are any questions regarding the Nominees for Directors of the Bank and the Secretary replied that no questions were raised by the stockholders.

The votes were tabulated and considering that there were only twelve (12) Nominees for the 12 seats in the Board, all twelve (12) Nominees were considered effectively elected as Directors of the Bank for the ensuing year 2025-2026.

Thereafter, the Chairman declared that the following are the duly elected Directors of the Bank, by the number of votes appearing opposite their respective names, to serve for a term of one (1) year and until their successors are elected and qualified in accordance with the By-Laws, to wit:

| DIRECTORS  | VOTES RECEIVED |
|--|----------------|
| 1. Gen. Hermogenes C. Esperon, Jr., (Ret.)<br>Independent Director | 948,782,130    |
| 2. Dr. Jaime C. Laya   | 948,782,305    |
| 3. Sr. Justice Josue N. Bellosillo (Ret.)                          | 948,782,305    |
| 4. Dr. Emilio C. Yap III   | 948,782,393    |
| 5. Chief Justice Hilario G. Davide, Jr., (Ret.)                    | 948,782,305    |
| 6. Mr. Ernesto O. Chan   | 948,782,305    |
| 7. Mr. Benjamin C. Yap   | 948,782,392    |
| 8. Ms. Miriam C. Cu  | 948,782,305    |
| 9. Mr. Tomas V. Apacible   | 948,782,305    |
| 10. Mrs. Maria Georgina P. De Venecia,<br>Independent Director     | 948,782,305    |
| 11. Mr. Calixto V. Chikiamco,<br>Independent Director              | 948,782,305    |
| 12. Dr. Beatrice Jane L. Ang,<br>Independent Director              | 948,782,305    |

**9. OTHER MATTERS**

The Chairman announced that there is one (1) Item under Other Matters:

**Notation of the Results of the Self-Evaluation of the Directors for the year 2024.**

The President explained that the Members of the Board of Directors conducted a "Self-Evaluation" of their performance as individual member of the Board and as member of their respective Board Committees for the Year 2024. The results of their Self-Evaluation were reviewed by the Corporate Governance Committee and presented during the Board of Directors Meeting of March 25, 2025. The overall evaluation was close to "Excellent" based on the Self-Evaluation questionnaire.

The Chairman said that the Results of the Directors' Self-Evaluation are submitted for notation of the Stockholders. He then asked if there are any questions on this matter and the Secretary replied that no questions were raised by the stockholders.

A proposed resolution noting the results of the Directors' Self-Examination was presented and the tally of votes was as follows:

| FOR         | AGAINST | ABSTAIN |
|-------------|---------|---------|
| 948,782,129 | 176     | 0       |

Since more than the required majority of the shares present voted for the proposal, the hereunder resolution was adopted:

**RESOLVED to NOTE as it is hereby NOTED the Results of the Self-Evaluation of the Directors of the Bank for the Year 2024.**

**10. ADJOURNMENT**

There being no other matters to take up, the Chairman adjourned the meeting at 8:30 A.M.

PREPARED BY:



**AGNES B. URBANO**  
Asst. Corporate Secretary

**NOTE:** The above Minutes shall be presented to the Stockholders for their approval in their next annual meeting.

**Attendance to the  
2025 Annual Stockholders' Meeting**

| <b>I. Members of the Board</b>                | <b>No. of Shares</b> |                      |
|---|----------------------|----------------------|
| Mr. Basilio C. Yap, Chairmain Emeritus        | 1,389,030            |                      |
| 1 Gen. Hermogenes C. Esperon, Jr. (Ret.)*     | 100                  |                      |
| 2 Dr. Jaime C. Laya                           | 33,325               |                      |
| 3 Sr. Justice Josue N. Bellosillo (Ret.)      | 1,512                |                      |
| 4 Dr. Emilio C. Yap III                       | 183,263              |                      |
| 5 Chief Justice Hilario G. Davide, Jr. (Ret.) | 1,000                |                      |
| 6 Mr. Ernesto O. Chan                         | 17,566               |                      |
| 7 Mr. Benjamin C. Yap                         | 19,310               |                      |
| 8 Ms. Miriam C. Cu                            | 548,881              |                      |
| 9 Mr. Tomas V. Apacible                       | 1,512                |                      |
| 10 Mrs. Maria Georgina P. De Venecia*         | 100                  |                      |
| 11 Mr. Calixto V. Chikiamco*                  | 100                  |                      |
| 12 Dr. Beatrice Jane L. Ang*                  | 100                  |                      |
| <b>Sub-Total</b>                              |                      | <b>2,195,799</b>     |
| <b>II. Principal Officers</b>                 |                      |                      |
| 1 Ms. Virginia S. Choa-Shi                    | 505                  |                      |
| 2 Ms. Corazon L. Ho                           | 1,512                |                      |
| 3 Ms. Luisa A. Lucin                          | 5,260                |                      |
| 4 Ms. Victoria C. Lu                          | 40,309               |                      |
| 5 Atty. Agnes B. Urbano                       | 6,671                |                      |
| 6 Atty. Nemesio M. Domingo                    | 7,889                |                      |
| 7 Ms. Amelita G. Cua                          | 1,512                |                      |
| 8 Mr. Benito D. Chua                          | 1,512                |                      |
| 9 Ms. Romana G. Lambengco                     | 15,847               |                      |
| <b>Sub-Total</b>                              |                      | <b>81,017</b>        |
| <b>III. Corporations</b>                      |                      |                      |
| 1 Philtrust Realty Corporation                | 269,000,014          |                      |
| 2 U.S. Automotive Co., Inc.                   | 209,873,774          |                      |
| 3 Seabreeze Enterprises, Inc.                 | 194,746,709          |                      |
| 4 Orient Enterprises, Inc.                    | 184,783,230          |                      |
| 5 Pioneer Insurance & Surety Corp.            | 70,950,696           |                      |
| 6 Pioneer Life, Inc.                          | 8,031,883            |                      |
| 7 Pioneer Intercontinental Ins. Corp          | 2,697,385            |                      |
| 8 Pioneer Insurance Co. Retirement Plan       | 1,411,116            |                      |
| 9 Goldclass Inc.                              | 550,698              |                      |
| <b>Sub-Total</b>                              |                      | <b>942,045,505</b>   |
| <b>IV. Others</b>                             |                      | <b>4,459,984</b>     |
| <b>TOTAL SHARES PRESENT</b>                   |                      | <b>948,782,305</b>   |
| <b>TOTAL ISSUED AND OUSTANDING SHARES</b>     |                      | <b>1,000,000,000</b> |
| <b>% of SHARES PRESENT</b>                    |                      | <b>94.88%</b>        |

\*Indirect ownership thru PCD Nominee Corp.

**Representatives of Reyes Tacandong & Company**

- |                              |                                      |
|------------------------------|--------------------------------------|
| 1. Mr. Roman Felipe S. Reyes | 6. Ms. Marianne Irish T. Villafranca |
| 2. Mr. Emmanuel V. Clarino   | 7. Mr. Mari Ryu M. Laviste           |
| 3. Ms. Belinda B. Fernando   | 8. Ms. Alliah Nicole Ramos           |
| 4. Ms. Haydee Reyes-Arcenas  | 9. Ms. Isabela Bautista              |
| 5. Ms. Grace M. Alburnian    | 10. Ms. Grace Hernandez              |